

Northeastern Local School District

Accumulated Monthly Financial Report
For the Month Ended October 31, 2020



On the way

Page 1 - General Fund Variance Report Summary

- Cash Balance
- Revenue
- Expenditures

Page 2 - SM2M General Fund Monthly Budget vs Actual with Year-to Date

Page 3 – Notes

Pages 4-5 – Cash Financial Report by Fund

Page 6 - Cash Fund Balance Reconciliation to Bank

Pages 7-14 - Red Tree Investment Report

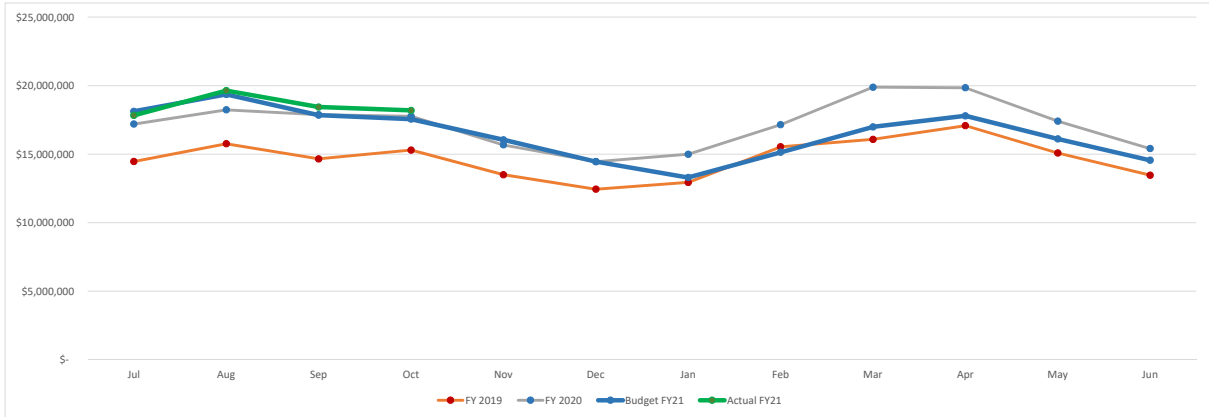
Prepared by:

Northeastern Local School District Treasurer's Office

Dale R Miller, CPA, Treasurer/CFO

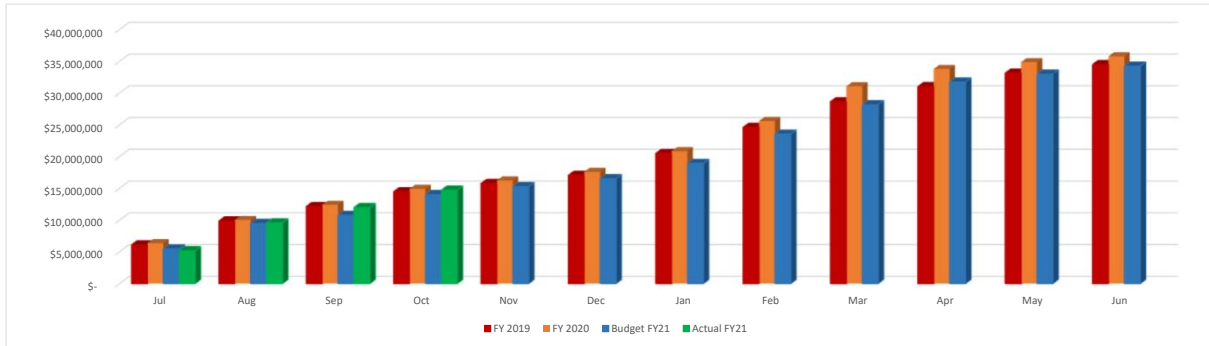
**Northeastern Local School District
General Fund & Related Fund Balances
Variance Report October 31, 2020**

	Jul	Aug	Sep	Oct	Nov	Dec	Jan	Feb	Mar	Apr	May	Jun
FY 2019	\$ 14,465,720	\$ 15,759,735	\$ 14,660,359	\$ 15,300,915	\$ 13,499,586	\$ 12,444,375	\$ 12,944,623	\$ 15,538,064	\$ 16,081,502	\$ 17,080,645	\$ 15,088,046	\$ 13,465,168
FY 2020	\$ 17,195,948	\$ 18,237,771	\$ 17,881,418	\$ 17,769,748	\$ 15,681,779	\$ 14,455,875	\$ 14,996,853	\$ 17,158,261	\$ 19,890,161	\$ 19,847,088	\$ 17,417,055	\$ 15,413,106
Budget FY21	\$ 18,125,708	\$ 19,361,125	\$ 17,850,112	\$ 17,559,698	\$ 16,048,685	\$ 14,462,672	\$ 13,298,854	\$ 15,144,594	\$ 16,990,332	\$ 17,799,908	\$ 16,113,897	\$ 14,557,881
Actual FY21	\$ 17,833,737	\$ 19,642,295	\$ 18,441,425	\$ 18,194,435								



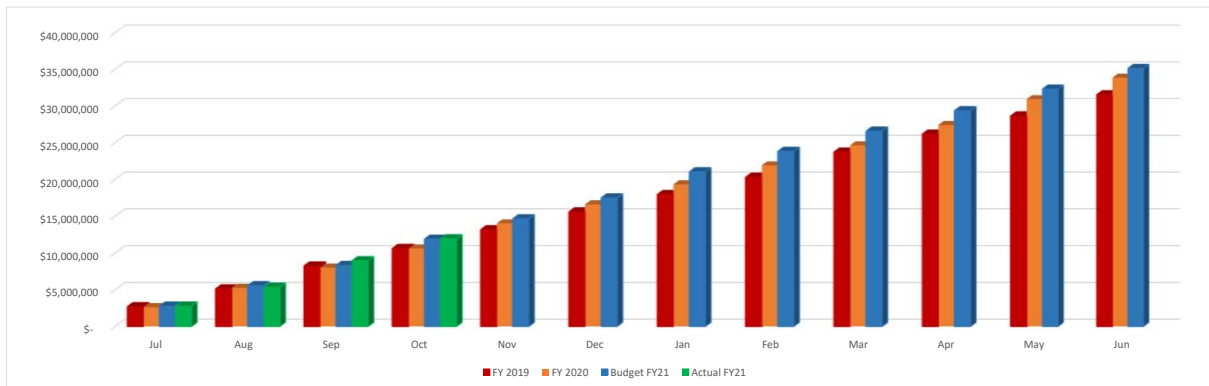
**Northeastern Local School District
General Fund & Related Fund Revenues
Variance Report October 31, 2020**

	Jul	Aug	Sep	Oct	Nov	Dec	Jan	Feb	Mar	Apr	May	Jun
FY 2019	\$ 6,092,333	\$ 9,846,698	\$ 12,125,589	\$ 14,451,009	\$ 15,739,961	\$ 17,031,185	\$ 20,478,054	\$ 24,582,094	\$ 28,627,975	\$ 30,992,917	\$ 33,128,499	\$ 34,479,057
FY 2020	\$ 6,346,555	\$ 10,003,814	\$ 12,396,191	\$ 14,905,195	\$ 16,224,565	\$ 17,581,097	\$ 20,836,494	\$ 25,589,203	\$ 31,047,798	\$ 33,782,598	\$ 34,857,653	\$ 35,765,479
Budget FY21	\$ 5,480,637	\$ 9,484,088	\$ 10,741,109	\$ 14,008,609	\$ 15,265,630	\$ 16,522,651	\$ 18,916,747	\$ 23,530,517	\$ 28,144,288	\$ 31,721,897	\$ 32,978,919	\$ 34,235,936
Actual FY21	\$ 5,194,217	\$ 9,568,488	\$ 11,964,072	\$ 14,705,155								



**Northeastern Local School District
General Fund & Related Fund Expenditures
Variance Report October 31, 2020**

	Jul	Aug	Sep	Oct	Nov	Dec	Jan	Feb	Mar	Apr	May	Jun
FY 2019	\$ 2,674,081	\$ 5,101,179	\$ 8,213,155	\$ 10,589,885	\$ 13,144,216	\$ 15,564,503	\$ 17,930,604	\$ 20,282,831	\$ 23,703,085	\$ 26,146,505	\$ 28,616,861	\$ 31,510,113
FY 2020	\$ 2,615,775	\$ 5,231,211	\$ 7,979,941	\$ 10,600,615	\$ 14,007,954	\$ 16,590,390	\$ 19,304,809	\$ 21,896,110	\$ 24,622,805	\$ 27,400,677	\$ 30,905,765	\$ 33,817,540
Budget FY21	\$ 2,768,035	\$ 5,536,069	\$ 8,304,103	\$ 11,862,017	\$ 14,630,051	\$ 17,473,085	\$ 21,030,999	\$ 23,799,029	\$ 26,567,062	\$ 29,335,095	\$ 32,278,128	\$ 35,091,161
Actual FY21	\$ 2,773,587	\$ 5,339,300	\$ 8,935,752	\$ 11,923,826								



NORTHEASTERN LOCAL SCHOOL DISTRICT
Northeastern Local School District - Spending Plan

ODE Line Number	Monthly Estimate	Monthly Actual	Monthly Difference	FYTD Estimate	FYTD Actual	FYTD Difference
01.010 General Property (Real Estate)	\$ 0.00	\$ 0.00	\$ 0.00	\$ 4,985,982.00	\$ 5,036,534.34	\$ 50,552.34
01.020 Tangible Personal Property Tax	0.00	0.00	0.00	506,878.00	548,656.58	41,778.58
01.030 Income Tax	1,137,075.00	1,342,383.52	205,308.52	2,584,261.00	2,632,649.81	48,388.81
01.035 Unrestricted Grants-in-Aid	963,087.00	1,034,405.53	71,318.53	3,852,348.00	4,178,356.36	326,008.36
01.040 Restricted Grants-in-Aid	25,491.00	176,864.59	151,373.59	101,964.00	239,733.94	137,769.94
01.045 Restricted Federal Grants-in-Aid - SFSF	0.00	0.00	0.00	0.00	0.00	0.00
01.050 Property Tax Allocation	873,404.00	0.00	(873,404.00)	873,404.00	896,390.54	22,986.54
01.060 All Other Operating Revenue	260,943.00	187,429.52	(73,513.48)	1,043,772.00	1,076,439.52	32,667.52
01.070 Total Revenue	3,260,000.00	2,741,083.16	(518,916.84)	13,948,609.00	14,608,761.09	660,152.09
02.010 Proceeds from Sale of Notes	0.00	0.00	0.00	0.00	0.00	0.00
02.020 State Emergency Loans & Advancements (Approved)	0.00	0.00	0.00	0.00	0.00	0.00
02.040 Operating Transfers-In	0.00	0.00	0.00	0.00	0.00	0.00
02.050 Advances-In	0.00	0.00	0.00	30,000.00	41,784.06	11,784.06
02.060 All Other Financial Sources	7,500.00	0.00	(7,500.00)	30,000.00	54,609.61	24,609.61
02.070 Total Other Financing Sources	7,500.00	0.00	(7,500.00)	60,000.00	96,393.67	36,393.67
02.080 Total Revenues and Other Financing Sources	3,267,500.00	2,741,083.16	(526,416.84)	14,008,609.00	14,705,154.76	696,545.76
03.010 Personal Services	2,173,982.00	1,447,412.92	(726,569.08)	6,521,947.00	6,366,054.70	(155,892.30)
03.020 Employees' Retirement/Insurance Benefits	720,247.00	655,365.43	(64,881.57)	2,685,331.00	2,606,966.61	(78,364.39)
03.030 Purchased Services	523,835.00	735,795.12	211,960.12	2,095,339.00	2,205,897.77	110,558.77
03.040 Supplies and Materials	106,192.00	118,017.01	11,825.01	424,768.00	374,630.07	(50,137.93)
03.050 Capital Outlay	0.00	3,355.00	3,355.00	0.00	174,203.00	174,203.00
03.060 Intergovernmental	0.00	0.00	0.00	0.00	0.00	0.00
04.010 Debt Service: All Principal (Historical)	0.00	0.00	0.00	0.00	0.00	0.00
04.020 Debt Service: Principal-Notes	0.00	0.00	0.00	0.00	0.00	0.00
04.030 Debt Service: Principal - State Loans	0.00	0.00	0.00	0.00	0.00	0.00
04.040 Debt Service: Principal - State Advancements	0.00	0.00	0.00	0.00	0.00	0.00
04.050 Debt Service: Principal - HB 264 Loans	0.00	0.00	0.00	0.00	0.00	0.00
04.055 Debt Service: Principal - Other	0.00	0.00	0.00	0.00	0.00	0.00
04.060 Debt Service: Interest and Fiscal Charges	0.00	0.00	0.00	0.00	0.00	0.00
04.300 Other Objects	33,658.00	28,127.79	(5,530.21)	134,632.00	196,073.44	61,441.44
04.500 Total Expenditures	3,557,914.00	2,988,073.27	(569,840.73)	11,862,017.00	11,923,825.59	61,808.59
05.010 Operational Transfers - Out	0.00	0.00	0.00	0.00	0.00	0.00
05.020 Advances - Out	0.00	0.00	0.00	0.00	0.00	0.00
05.030 All Other Financing Uses	0.00	0.00	0.00	0.00	0.00	0.00
05.040 Total Other Financing Uses	0.00	0.00	0.00	0.00	0.00	0.00
05.050 Total Expenditure and Other Financing Uses	3,557,914.00	2,988,073.27	(569,840.73)	11,862,017.00	11,923,825.59	61,808.59
06.010 Excess Rev & Oth Financing Sources over(under) Exp & Oth F	(290,414.00)	(246,990.11)	43,423.89	2,146,592.00	2,781,329.17	634,737.17
07.010 Cash Balance-July1 -Excluding Proposed Renew/Replace & New	0.00	18,441,425.38	18,441,425.38	15,413,106.00	15,413,106.10	0.10
07.020 Cash Balance June 30	(290,414.00)	18,194,435.27	18,484,849.27	17,559,698.00	18,194,435.27	634,737.27
08.010 Estimated Encumbrances June 30	0.00	2,244,248.13	2,244,248.13	0.00	2,244,248.13	2,244,248.13

Notes

Revenues

On the revenue side of the ledger for October, two changes need mentioned.

1) Line 1.035 and 1.04 are the state foundation revenue lines. The estimates are May 2020 numbers; we took the safe approach by reflecting an additional 10% decrease in state aid. The State economy performed better than expected. As a result, we will not see the reduction for FY21. We will adjust this budget after the BOE approves the new November 2020 forecast. The current budget reflects \$326,008 positive variance when adjusted we are \$20,884 over budget.

2) Line 1.03 October Income Tax was \$1,342,384 which was over October 2019 by \$151,497 or 12.7% from the delay in the April 15 filing deadline. For the fiscal year we are above projections by \$48,389, we projected a 5% decrease.

Expenditures

3.01 Personal Services – The actual is currently 2% under budget.

3.02 Benefits are 2.9% under budget.

3.03 Purchased Services – Purchased services are \$110,559 over budget, related to additional expenditures for COVID issues.

Summary – Fund Balance through October adjusted for the State Foundation mentioned earlier on the budget side would be \$18,002,592 (calculated) compared to actual \$18,194,435 or 1.1% better than budgeted.

NORTHEASTERN LOCAL SCHOOL DISTRICT

Fund Report

Code	Fund Description	FY Beginning Balance	MTD Actual Receipts	FYTD Actual Receipts	MTD Expended	FYTD Expended	Current Balance	FY Encumbrances	FYTD Unencumbered
001	GENERAL	\$ 15,413,106.10	\$ 2,741,083.16	\$ 14,705,154.76	\$ 2,988,073.27	\$ 11,923,825.59	\$ 18,194,435.27	\$ 2,244,248.13	\$ 15,950,187.14
002	BOND RETIREMENT	1,262,819.57	0.00	1,788,727.82	0.00	26,037.52	3,025,509.87	0.00	3,025,509.87
003	PERMANENT IMPROVEMENT	952,674.39	0.00	219,531.07	32,493.19	38,550.08	1,133,655.38	12,257.00	1,121,398.38
004	BUILDING	16,328,101.13	19,512.56	62,291.41	69,839.71	315,710.29	16,074,682.25	9,200,037.00	6,874,645.25
006	FOOD SERVICE	0.00	44,390.81	58,032.01	64,662.12	239,696.53	(181,664.52)	319,021.12	(500,685.64)
007	SPECIAL TRUST	26,934.91	0.00	0.00	0.00	0.00	26,934.91	0.00	26,934.91
008	ENDOWMENT	10,068.70	0.00	0.00	0.00	0.00	10,068.70	0.00	10,068.70
010	CLASSROOM FACILITIES	63,463,395.35	808,928.22	1,850,296.57	1,414,078.02	2,374,570.93	62,939,120.99	122,069,927.17	(59,130,806.18)
018	PUBLIC SCHOOL SUPPORT	96,485.81	1,606.96	8,218.71	15,241.22	22,402.35	82,302.17	9,024.54	73,277.63
019	OTHER GRANT	15,590.06	181.64	1,845.77	535.69	2,406.24	15,029.59	8,675.00	6,354.59
020	SPECIAL ENTERPRISE FUND	157,426.44	7,352.30	13,089.00	9,782.98	40,410.23	130,105.21	9,524.85	120,580.36
022	DISTRICT AGENCY	0.00	831.00	831.00	366.00	366.00	465.00	470.00	(5.00)
027	WORKMANS COMPENSATION-SELF INS	185,817.50	0.00	0.00	0.00	0.00	185,817.50	87,269.00	98,548.50
031	UNDERGROUND STORAGE TANK FUND	11,000.00	0.00	0.00	0.00	0.00	11,000.00	0.00	11,000.00
034	CLASSROOM FACILITIES MAINT.	404,277.53	304.48	118,969.02	0.00	1,694.85	521,551.70	0.00	521,551.70
200	STUDENT MANAGED ACTIVITY	172,727.68	2,093.11	12,027.73	4,683.21	8,741.47	176,013.94	9,028.51	166,985.43
300	DISTRICT MANAGED ACTIVITY	13,688.05	25,394.53	89,413.07	28,739.67	82,311.56	20,789.56	93,267.15	(72,477.59)
401	AUXILIARY SERVICES	41,588.17	24.22	77,786.50	14,403.35	77,626.77	41,747.90	252.75	41,495.15
451	DATA COMMUNICATION FUND	25,200.00	0.00	0.00	0.00	0.00	25,200.00	0.00	25,200.00
461	VOCATIONAL EDUC. ENHANCEMENTS	0.00	0.00	0.00	352.97	2,612.37	(2,612.37)	155.00	(2,767.37)
467	STUDENT WELLNESS AND SUCCESS FUND	327,583.66	0.00	0.00	0.00	0.00	327,583.66	0.00	327,583.66
499	MISCELLANEOUS STATE GRANT FUND	44,492.00	0.00	0.00	0.00	30,000.00	14,492.00	0.00	14,492.00
507	ELEMENTARY AND SECONDARY SCHOOL EMERGENCY RELIEF FUND	0.00	0.00	0.00	0.00	0.00	0.00	52,738.62	(52,738.62)
510	CORONA VIRUS RELIEF FUND	0.00	173,271.41	173,271.41	227,204.75	227,204.75	(53,933.34)	0.00	(53,933.34)
516	IDEA PART B	0.00	0.00	123,292.81	56,078.61	202,729.81	(79,437.00)	6,169.99	(85,606.99)

NORTHEASTERN LOCAL SCHOOL DISTRICT

Fund Report

Code	Fund Description	FY Beginning Balance	MTD Actual Receipts	FYTD Actual Receipts	MTD Expended	FYTD Expended	Current Balance	FY Encumbrances	FYTD Unencumbered
	GRANTS								
536	TITLE I SCHOOL IMPROVEMENT A	\$ 0.00	\$ 0.00	\$ 1,194.00	\$ 0.00	\$ 1,194.00	\$ 0.00	\$ 0.00	\$ 0.00
572	TITLE I DISADVANTAGED CHILDREN	0.00	0.00	60,253.86	25,818.26	100,720.08	(40,466.22)	0.00	(40,466.22)
587	IDEA PRESCHOOL-HANDICAPPED	0.00	0.00	0.00	3,753.29	9,379.22	(9,379.22)	0.00	(9,379.22)
590	IMPROVING TEACHER QUALITY	0.00	0.00	10,634.92	9,778.01	25,639.46	(15,004.54)	677.00	(15,681.54)
599	MISCELLANEOUS FED. GRANT FUND	0.00	0.00	1,503.77	0.00	1,503.77	0.00	0.00	0.00
Grand Total		\$ 98,952,977.05	\$ 3,824,974.40	\$ 19,376,365.21	\$ 4,965,884.32	\$ 15,755,333.87	\$ 102,574,008.39	\$ 134,122,742.83	\$ (31,548,734.44)

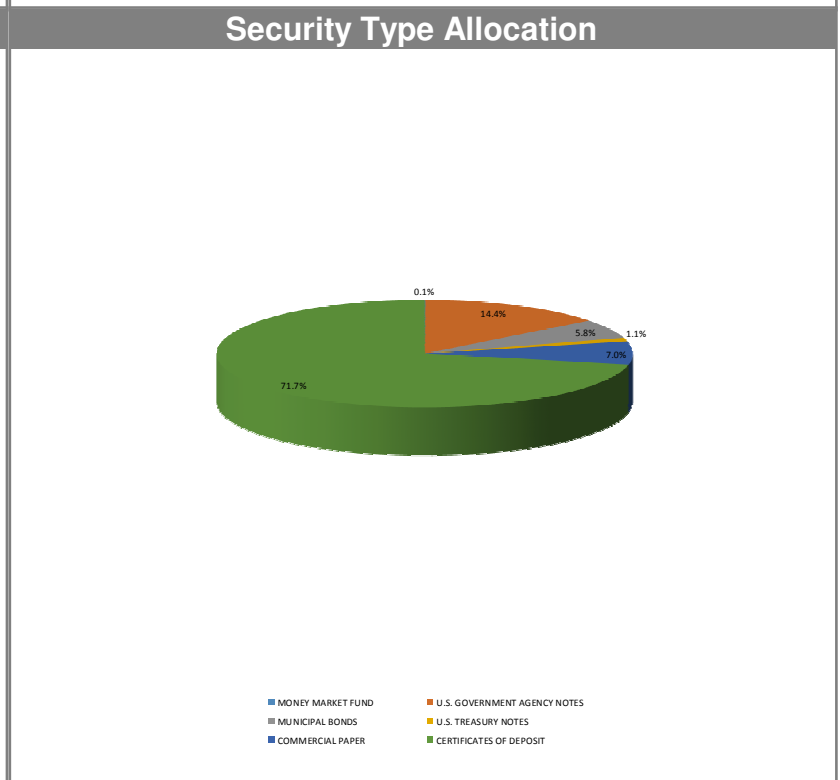
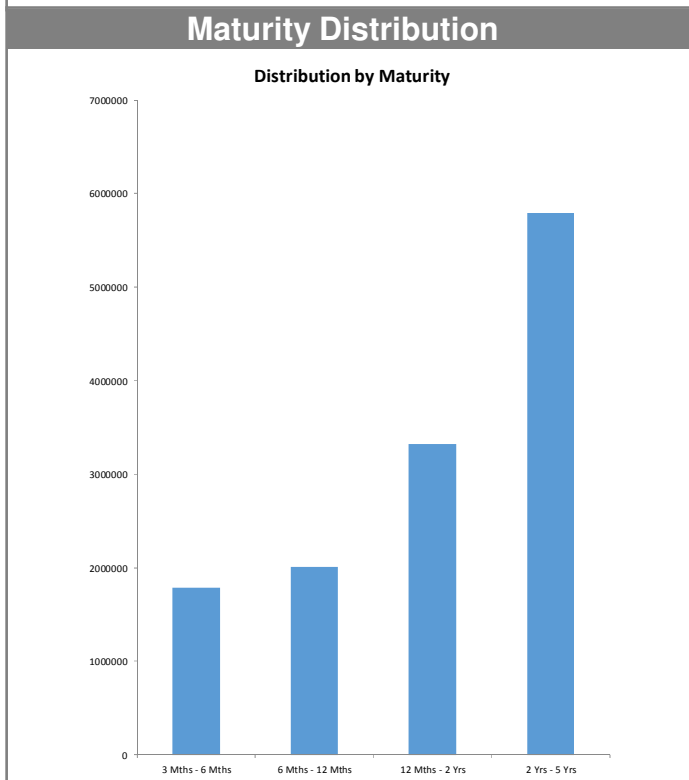
Northeastern Local School District
General Accounts Reconciliation
For Month Ended October 2020

Bank Balance per Statement	\$ 67,330.58
Money Market Account	\$ 968,359.31
EZ Pay	\$ 18,523.57
Fern Tingley Trust Certificate of Deposit	\$ 10,000.00
Tri State Capital Bank CDARS	\$ 1,000,000.00
Park CDARS	\$ 2,000,000.00
Star Ohio	\$ 1,561,141.05
Star Ohio Building	\$ 4,295,102.89
RedTree Investment	\$ 12,522,527.22
RedTree Building	\$ 79,034,961.11
Money Market State Building	\$ 1,143,544.61
Total Reconciling Items	<u>(47,481.95)</u>
	<u><u>\$ 102,574,008.39</u></u>

Cash Balance - General Fund	\$ 18,194,435.27
Cash Balance - Debt Service (002)	\$ 3,025,509.87
Cash Balance Building Funds (004 & 010)	\$ 79,013,803.24
Cash Balance - Permanent Improvement (003)	\$ 1,133,655.38
Cash Balance - Other	<u>\$ 1,206,604.63</u>
	<u><u>\$ 102,574,008.39</u></u>

Monthly Investment Summary
Northeastern Local School District
US Bank Custodian Acct Ending x70762
 October 31, 2020

Monthly Cash Flow Activity		Market Value Summary				
From 09-30-20 through 10-31-20						
Beginning Book Value	12,511,849.88	Security Type	Market Value	Pct. Assets	Avg Yield at Cost	Wght Avg Mat
Contributions	0.00	Money Market Fund				
Withdrawals	0.00	MONEY MARKET FUND	7,031.94	0.1	0.03	0.00
Prior Month Management Fees	-717.89	Fixed Income				
Realized Gains/Losses	0.00	MUNICIPAL BONDS	743,360.95	5.8	0.55	2.73
Gross Interest Earnings	11,395.23	U.S. GOVERNMENT AGENCY NOTES	1,854,956.15	14.4	1.26	3.70
Ending Book Value	12,522,527.22	U.S. TREASURY NOTES	140,415.66	1.1	1.56	0.25
		Accrued Interest	7,917.40	0.1		
		Commercial Paper				
		COMMERCIAL PAPER	894,385.25	6.9	0.35	0.37
		Certificate of Deposit				
		CERTIFICATES OF DEPOSIT	9,218,078.60	71.4	2.26	1.63
		Accrued Interest	36,317.13	0.3		
		TOTAL PORTFOLIO	12,902,463.08	100.0	1.88	1.89


Disclosures:

RedTree's internal accounting system is used as the source of the market value of this account. Although obtained from a source believed to be reliable, we cannot guarantee its accuracy. You should review all account statements provided by the custodian and compare with the statements provided by RedTree.

Portfolio Holdings Report
Northeastern Local School District
US Bank Custodian Acct Ending x70762
 October 31, 2020

Quantity	Cusip	Security Description	Moody's	S&P	Cost Basis	Market Value	Yield at Cost	Wtd Maturity	Purchase Date
U.S. GOVERNMENT AGENCY NOTES									
405,000	3130AHJK0	Federal Home Ln Bank 1.800% Due 11-18-22	Aaa	AA+	405,000.00	405,312.96	1.80	1.99	11-18-19
500,000	3134GTH55	Federal Home Ln Mtg 2.200% Due 07-19-24	Aaa	AA+	500,000.00	501,859.04	2.20	3.53	07-26-19
450,000	3133EMER9	Federal Farm Credit Bank 0.470% Due 01-27-25	Aaa	AA+	449,482.50	448,979.90	0.50	4.19	10-29-20
500,000	3134GWUG9	Federal Home Ln Mtg 0.570% Due 09-24-25	Aaa	AA+	500,000.00	498,804.24	0.57	4.82	09-24-20
	Accrued Interest					6,733.83			
					1,854,482.50	1,861,689.99	1.26	3.70	
MUNICIPAL BONDS									
190,000	071149FL7	Bath LSD, OH GO 1.000% Due 12-01-22	A1	AA	192,734.10	192,086.20	0.35	2.06	09-10-20
135,000	117529FD4	Bryan CSD, OH GO 1.000% Due 01-01-23	Aa3		136,560.60	136,277.10	0.48	2.14	10-05-20
145,000	071149FM5	Bath LSD, OH GO 1.000% Due 12-01-23	A1	AA	147,784.00	147,180.80	0.40	3.04	09-10-20
155,000	733845MS7	Port Clinton CSD, OH GO 0.000% Due 12-01-23		AA+	150,195.00	150,174.85	0.99	2.99	09-02-20
100,000	564283YW3	City of Mansfield, OH GO 5.000% Due 12-01-24	A2	AA	117,917.00	117,642.00	0.58	3.76	10-22-20
	Accrued Interest					697.08			
					745,190.70	744,058.03	0.55	2.73	
U.S. TREASURY NOTES									
140,000	912828N89	US Treasury Note 1.375% Due 01-31-21	Aaa	AA+	139,737.50	140,415.66	1.56	0.25	01-28-20
	Accrued Interest					486.48			
					139,737.50	140,902.14	1.56	0.25	
CERTIFICATES OF DEPOSIT									
245,000	07370Y2J0	Beal Bank, NV 1.650% Due 02-10-21			245,000.00	246,119.40	1.65	0.28	02-13-20
245,000	332135JC7	First National Bank of Omaha, NE 1.600% Due 02-10-21			245,000.00	246,084.37	1.59	0.28	02-11-20
245,000	06063HLB7	Bank of Baroda, NY 1.650% Due 02-19-21			245,000.00	246,216.67	1.64	0.30	02-20-20
246,000	92937CJG4	Wex Bank, UT 2.450% Due 05-03-21			245,852.40	249,004.40	2.48	0.50	05-06-19
249,000	06417NRP0	Bank OZK, AR 1.650% Due 05-14-21			248,975.10	251,142.40	1.66	0.54	02-14-20
249,000	72345SKB6	Pinnacle Bank, TN 1.650% Due 05-14-21			248,975.10	251,033.83	1.66	0.54	02-14-20
249,000	313812DA4	Federal Savings Bank, IL 2.500% Due 05-28-21			248,850.60	252,521.61	2.54	0.57	05-30-19
248,000	78414TBY7	SB One Bank, NJ 1.600% Due 06-07-21			247,975.20	250,325.99	1.61	0.60	03-05-20
246,000	33847E2L0	Flagstar Bank FSB, MI 2.450% Due 06-14-21			245,975.40	249,664.17	2.46	0.61	06-12-19
247,000	149159PA7	Cathay Bank, CA 1.800% Due 09-24-21			246,876.50	250,901.36	1.83	0.89	09-25-19
240,000	59013KDG8	Merrick Bank, UT 1.850% Due 09-30-21			239,880.00	243,924.96	1.88	0.91	10-01-19
247,000	87164DPS3	Synovus Bank, GA 1.650% Due 12-09-21			246,506.00	251,316.08	1.75	1.09	12-09-19

Disclosures:

RedTree's internal accounting system is used as the source of the market value of this account. Although obtained from a source believed to be reliable, we cannot guarantee its accuracy. You should review all account statements provided by the custodian and compare with the statements provided by RedTree.

Questions? Call 888.596.2293 or email info@redtreeinv.com

Portfolio Holdings Report
Northeastern Local School District
US Bank Custodian Acct Ending x70762
 October 31, 2020

Quantity	Cusip	Security Description	Moody's	S&P	Cost Basis	Market Value	Yield at Cost	Wtd Maturity	Purchase Date
246,000	02007GHF3	Ally Bank, UT 2.900% Due 01-31-22			245,569.50	254,707.91	2.96	1.23	01-31-19
246,000	17312Q2P3	Citibank NA, SD 2.900% Due 02-07-22			245,754.00	254,838.78	2.94	1.25	02-07-19
247,000	723605BS9	Pioneer Bank, TX 1.600% Due 02-14-22			246,950.60	251,843.92	1.61	1.28	02-14-20
246,000	87270LBT9	TIAA FSB, FL 2.850% Due 02-22-22			245,754.00	254,956.61	2.89	1.29	02-22-19
246,000	795450Z81	Sallie Mae Bank, UT 2.800% Due 03-07-22			245,631.00	255,028.20	2.85	1.33	03-07-19
247,000	29278TLJ7	Enerbank USA, UT 1.750% Due 03-14-22			246,221.95	252,629.13	1.89	1.35	09-25-19
246,000	61690UFC9	Morgan Stanley Bank, UT 2.800% Due 03-14-22			245,680.20	255,153.66	2.85	1.35	03-14-19
247,000	05580ASM7	BMW Bank of North America, UT 1.850% Due 03-28-22			246,629.50	253,128.07	1.91	1.39	09-30-19
248,000	084601XB4	Berkshire Bank, MA 1.250% Due 04-21-22			247,826.40	252,227.66	1.29	1.46	04-08-20
249,000	57116ASM1	Marlin Business Bank, UT 2.500% Due 05-09-22			248,638.95	258,121.37	2.56	1.50	05-07-19
247,000	227563AW3	Cross River Bank, NJ 1.900% Due 09-26-22			247,000.00	255,365.40	1.90	1.87	09-25-19
249,000	27002YES1	EagleBank, MD 1.850% Due 10-04-22			248,626.50	257,287.22	1.91	1.89	10-04-19
249,000	949495AA3	Wells Fargo Natl Bank West, NV 1.800% Due 12-13-22			248,502.00	257,776.25	1.88	2.08	12-13-19
249,000	20143PEC0	Commercial Bank, TN 1.700% Due 12-15-22			248,676.30	257,268.04	1.75	2.09	01-15-20
249,000	949763XV3	Wells Fargo Bank, SD 2.900% Due 02-27-23			248,626.50	264,900.64	2.96	2.25	02-27-19
249,000	20033AS23	Comenity Capital Bank, UT 2.850% Due 03-15-23			248,564.25	264,926.79	2.91	2.30	03-18-19
246,000	61760AYK9	Morgan Stanley Private Bank, NY 2.700% Due 04-11-23			245,803.20	261,288.65	2.72	2.38	04-23-19
249,000	06426KBC1	Bank of New England, NH 2.550% Due 05-23-23			248,526.90	264,186.76	2.61	2.48	05-23-19
246,000	38148P5F0	Goldman Sachs Bank USA, NY 3.050% Due 02-20-24			245,692.50	268,977.88	3.08	3.16	02-20-19
246,000	856285PG0	State Bank of India, NY 3.150% Due 02-28-24			245,508.00	269,963.84	3.20	3.18	03-01-19
249,000	538036KC7	Live Oak Banking Co, NC 1.650% Due 03-06-24			248,502.00	260,875.81	1.71	3.26	03-06-20
249,000	90348JJQ4	UBS Bank USA, UT 2.900% Due 04-03-24			248,352.60	271,725.23	2.97	3.26	04-03-19
246,000	14042RLP4	Capital One, NA, Mclean, VA 2.650% Due 05-22-24			244,856.10	267,069.16	2.75	3.39	05-24-19
247,000	14042TBQ9	Capital One Bank USA, Glen Allen, VA 2.250% Due 08-07-24			246,506.00	265,576.38	2.29	3.62	08-07-19
	Accrued Interest					36,317.13			
					8,883,265.25	9,254,395.73	2.26	1.63	
COMMERCIAL PAPER									
235,000	62479LQ57	MUFG Bank 0.000% Due 03-05-21	P-1	A-1	234,244.93	234,847.25	0.43	0.35	06-09-20
660,000	09659BQF0	BNP Paribas 0.000% Due 03-15-21	P-1	A-1	658,574.40	659,538.00	0.32	0.37	07-15-20
					892,819.33	894,385.25	0.35	0.37	

Disclosures:

RedTree's internal accounting system is used as the source of the market value of this account. Although obtained from a source believed to be reliable, we cannot guarantee its accuracy. You should review all account statements provided by the custodian and compare with the statements provided by RedTree.

Questions? Call 888.596.2293 or email info@redtreeinv.com

Portfolio Holdings Report
Northeastern Local School District
US Bank Custodian Acct Ending x70762
 October 31, 2020

Quantity	Cusip	Security Description	Moody's	S&P	Cost Basis	Market Value	Yield at Cost	Wtd Maturity	Purchase Date
MONEY MARKET FUND									
	USBMMF	First American Treasury Obligations Fund			7,031.94	7,031.94	0.03		
TOTAL PORTFOLIO					12,522,527.22	12,902,463.08	1.88	1.89	

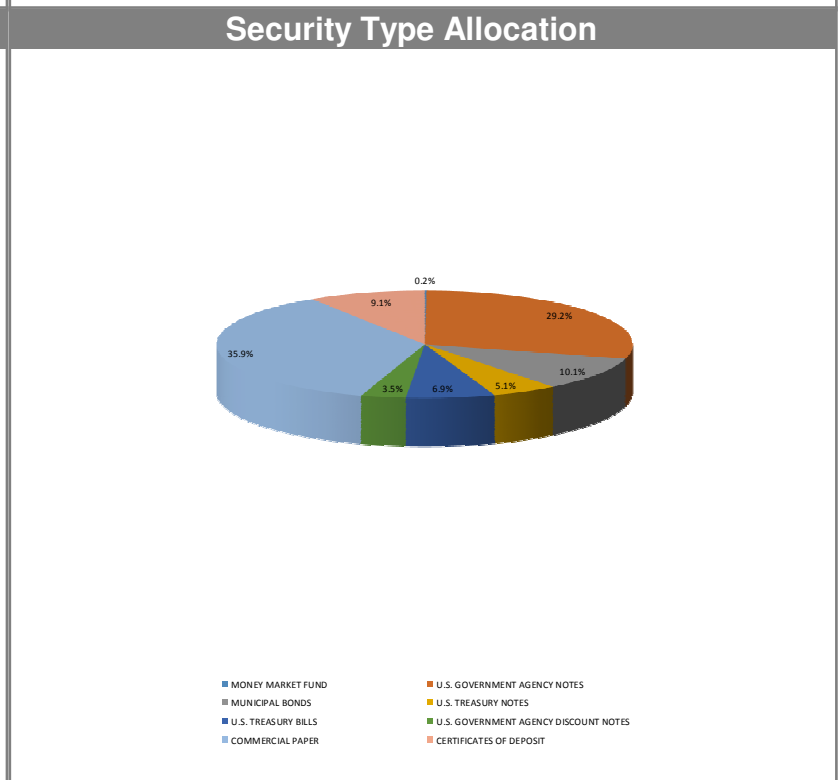
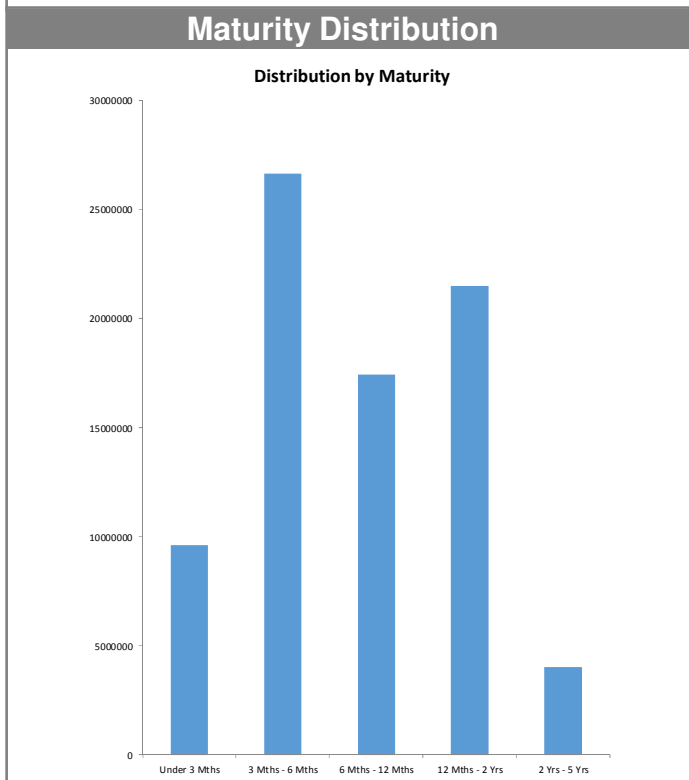
Disclosures:

RedTree's internal accounting system is used as the source of the market value of this account. Although obtained from a source believed to be reliable, we cannot guarantee its accuracy. You should review all account statements provided by the custodian and compare with the statements provided by RedTree.

Questions? Call 888.596.2293 or email info@redtreeinv.com

Monthly Investment Summary
Northeastern Local School District - 2018 Bond Proceeds
US Bank Custodian Acct Ending x99845
 October 31, 2020

Monthly Cash Flow Activity		Market Value Summary				
From 09-30-20 through 10-31-20						
Beginning Book Value	80,147,912.07	Security Type	Market Value	Pct. Assets	Avg Yield at Cost	Wght Avg Mat
Contributions	0.00	Money Market Fund				
Withdrawals	-1,200,000.00	MONEY MARKET FUND	128,598.17	0.2	0.03	0.00
Prior Month Management Fees	-4,477.19	Fixed Income				
Realized Gains/Losses	0.00	MUNICIPAL BONDS	8,029,460.85	10.1	0.28	0.90
Gross Interest Earnings	91,526.23	U.S. GOVERNMENT AGENCY DISCOUNT NOTES	2,749,372.50	3.5	0.33	0.22
Ending Book Value	79,034,961.11	U.S. GOVERNMENT AGENCY NOTES	23,102,616.18	29.1	0.37	1.69
		U.S. TREASURY BILLS	5,449,967.30	6.9	0.07	0.01
		U.S. TREASURY NOTES	4,032,812.00	5.1	1.68	0.83
		Accrued Interest	44,898.02	0.1		
		Commercial Paper				
		COMMERCIAL PAPER	28,467,877.35	35.9	0.33	0.40
		Certificate of Deposit				
		CERTIFICATES OF DEPOSIT	7,227,626.05	9.1	0.90	0.68
		Accrued Interest	22,652.31	0.0		
		TOTAL PORTFOLIO	79,255,880.73	100.0	0.44	0.84


Disclosures:

RedTree's internal accounting system is used as the source of the market value of this account. Although obtained from a source believed to be reliable, we cannot guarantee its accuracy. You should review all account statements provided by the custodian and compare with the statements provided by RedTree.

Portfolio Holdings Report
Northeastern Local School District - 2018 Bond Proceeds
US Bank Custodian Acct Ending x99845
 October 31, 2020

Quantity	Cusip	Security Description	Moody's	S&P	Cost Basis	Market Value	Yield at Cost	Wtd Maturity	Purchase Date
U.S. GOVERNMENT AGENCY NOTES									
1,500,000	3133ELYR9	Federal Farm Credit Bank 0.250% Due 05-06-22	Aaa	AA+	1,499,425.50	1,501,910.52	0.27	1.51	05-06-20
2,500,000	3134GVTG3	Federal Home Ln Mtg 0.350% Due 05-13-22	Aaa	AA+	2,500,000.00	2,500,034.60	0.35	1.53	05-13-20
1,500,000	3133ELZN7	Federal Farm Credit Bank 0.160% Due 05-18-22	Aaa	AA+	1,497,150.00	1,499,326.62	0.26	1.55	05-18-20
1,000,000	3133ELZN7	Federal Farm Credit Bank 0.160% Due 05-18-22	Aaa	AA+	998,250.00	999,551.08	0.25	1.55	05-21-20
2,105,000	3134GVC89	Federal Home Ln Mtg 0.350% Due 06-03-22	Aaa	AA+	2,105,000.00	2,105,211.26	0.35	1.58	06-03-20
3,000,000	3134GVP28	Federal Home Ln Mtg 0.350% Due 06-15-22	Aaa	AA+	3,000,000.00	3,000,673.86	0.35	1.62	06-15-20
3,000,000	3133ELN26	Federal Farm Credit Bank 0.260% Due 06-22-22	Aaa	AA+	2,998,998.00	3,003,659.79	0.28	1.64	06-25-20
3,500,000	3134GWEH5	Federal Home Ln Mtg 0.280% Due 07-27-22	Aaa	AA+	3,499,475.00	3,498,014.62	0.29	1.73	07-30-20
1,000,000	3130AJ4F3	Federal Home Ln Bank 1.600% Due 08-24-22	Aaa	AA+	1,000,000.00	995,734.41	1.60	1.78	02-24-20
1,500,000	3134GVTT5	Federal Home Ln Mtg 0.450% Due 11-18-22	Aaa	AA+	1,500,000.00	1,500,058.66	0.45	2.03	05-18-20
2,500,000	3134GWQC3	Federal Home Ln Mtg 0.250% Due 11-18-22	AAA	Aa+	2,499,875.00	2,498,440.75	0.25	2.04	08-28-20
	Accrued Interest					27,368.17			
					23,098,173.50	23,129,984.34	0.37	1.69	
MUNICIPAL BONDS									
2,500,000	908734AJ5	Union TWP, OH GO 1.000% Due 09-01-21		SP1+	2,519,150.00	2,515,550.00	0.23	0.83	09-02-20
1,500,000	560058Y60	Mahoning County, OH GO 1.000% Due 09-13-21		SP1+	1,510,425.00	1,508,535.00	0.30	0.87	09-14-20
250,000	674181BM3	Village of Oakwood, OH GO 1.125% Due 09-16-21		SP1+	252,230.00	251,860.00	0.23	0.88	09-16-20
700,000	982033EN8	City of Worthington, OH GO 0.875% Due 09-17-21		SP1+	704,501.00	703,696.00	0.23	0.88	09-17-20
2,200,000	54930LTN5	Lucas County, OH GO 1.000% Due 10-15-21	MIG1	SP1+	2,214,234.00	2,213,486.00	0.35	0.96	10-15-20
235,000	071149FK9	Bath LSD, OH GO 1.000% Due 12-01-21	A1	AA	237,009.25	236,590.95	0.30	1.08	09-10-20
405,000	19954VAF4	Columbus State CC, OH GO 3.000% Due 12-01-21	Aa1	AA	417,781.80	416,688.30	0.24	1.07	10-08-20
180,000	547055EB5	Louisville CSD, OH GO 2.000% Due 12-01-21	Aa2		183,888.00	183,054.60	0.26	1.07	09-03-20
	Accrued Interest					9,822.67			
					8,039,219.05	8,039,283.52	0.28	0.90	
U.S. TREASURY NOTES									
4,000,000	9128282F6	US Treasury Note 1.125% Due 08-31-21	Aaa	AA+	3,962,500.00	4,032,812.00	1.68	0.83	12-10-19
	Accrued Interest					7,707.18			
					3,962,500.00	4,040,519.18	1.68	0.83	
U.S. TREASURY BILLS									
5,450,000	912796TP4	US Treasury Bill 0.000% Due 11-05-20	P-1	A-1+	5,449,922.94	5,449,967.30	0.07	0.01	10-29-20

Disclosures:

RedTree's internal accounting system is used as the source of the market value of this account. Although obtained from a source believed to be reliable, we cannot guarantee its accuracy. You should review all account statements provided by the custodian and compare with the statements provided by RedTree.

Questions? Call 888.596.2293 or email info@redtreeinv.com

Portfolio Holdings Report
Northeastern Local School District - 2018 Bond Proceeds
US Bank Custodian Acct Ending x99845
 October 31, 2020

Quantity	Cusip	Security Description	Moody's	S&P	Cost Basis	Market Value	Yield at Cost	Wtd Maturity	Purchase Date
CERTIFICATES OF DEPOSIT									
247,000	32002KAF3	First County Bank, CT 1.100% Due 01-15-21			247,000.00	247,549.33	1.10	0.21	04-15-20
247,000	684000AE2	Opus Bank, CA 1.150% Due 01-19-21			247,000.00	247,607.13	1.15	0.22	04-17-20
249,000	72663QE96	PlainsCapital Bank, TX 0.200% Due 03-01-21			249,000.00	249,123.25	0.20	0.33	05-28-20
247,000	12738RFW9	Cadence Bank NA, AL 0.900% Due 03-26-21			247,000.00	247,850.67	0.90	0.40	03-27-20
247,000	05551LAG0	BBVA USA, AL 1.200% Due 03-31-21			247,000.00	248,191.77	1.20	0.41	03-31-20
246,000	05581W6M2	BMO Harris Bank, IL 1.300% Due 03-31-21			246,000.00	247,290.76	1.30	0.41	03-31-20
249,000	88241TGZ7	Texas Exchange Bank Crowley 0.950% Due 03-31-21			249,000.00	249,933.00	0.95	0.42	03-31-20
246,000	55275FMQ8	mBank, MI 1.250% Due 03-31-21			246,000.00	247,238.86	1.25	0.41	03-30-20
247,000	73317AAE2	Popular Bank, NY 1.150% Due 04-07-21			247,000.00	248,191.53	1.15	0.43	04-07-20
246,000	78658RCZ2	Safra National Bank, NY 1.250% Due 04-07-21			246,000.00	247,295.19	1.25	0.43	04-08-20
246,000	919853FZ9	Valley National Bank, NJ 1.250% Due 04-08-21			246,000.00	247,303.31	1.25	0.44	04-08-20
249,000	22766AEY7	Crossfirst Bank, KS 1.000% Due 04-09-21			249,000.00	250,043.06	1.00	0.44	04-09-20
247,000	89214PCN7	Towne Bank, VA 1.100% Due 04-15-21			247,000.00	248,193.50	1.10	0.45	04-15-20
247,000	67523TAC7	OceanFirst Bank, NJ 1.150% Due 04-20-21			247,000.00	248,287.61	1.15	0.47	04-20-20
247,000	89788HAU7	Truist Bank, NC 1.150% Due 04-20-21			247,000.00	248,287.61	1.15	0.47	04-21-20
249,000	32022RMW4	1st Financial Bank USA, SD 0.350% Due 05-11-21			249,000.00	249,383.96	0.35	0.53	05-11-20
249,000	062683ET0	Bank of Hope, CA 1.200% Due 05-17-21			249,000.00	250,558.49	1.20	0.54	04-15-20
249,000	132555BA0	Cambridge Trust, MA 0.200% Due 05-28-21			249,000.00	249,198.45	0.20	0.57	05-29-20
249,000	15118RVA2	Celtic Bank, UT 0.400% Due 06-07-21			249,000.00	249,507.71	0.40	0.60	05-05-20
249,000	654062KG2	Nicolet National Bank, WI 1.150% Due 07-19-21			248,975.10	250,940.21	1.16	0.72	04-17-20
249,000	064577FH7	Bank of Rhode Island, RI 0.700% Due 08-09-21			248,962.65	250,216.36	0.71	0.77	05-08-20
249,000	11373QJT6	Brookline Bank, MA 0.700% Due 09-09-21			249,000.00	250,343.60	0.70	0.86	05-08-20
248,000	12556LBL9	CIT Bank NA, CA 1.000% Due 09-27-21			248,000.00	250,098.82	1.00	0.90	03-26-20
249,000	05368TBM2	AvidBank, CA 0.700% Due 11-08-21			248,975.10	250,603.31	0.71	1.02	05-07-20
249,000	649447TV1	NY Community Bank, NY 0.250% Due 01-04-22			248,950.20	249,499.00	0.26	1.18	07-01-20
248,000	09582YAE2	Blue Ridge Bank, VA 1.200% Due 04-14-22			247,826.40	251,995.28	1.24	1.44	04-14-20
248,000	69506YRF8	Pacific Western Bank, CA 1.150% Due 04-18-22			247,826.40	251,840.78	1.19	1.45	04-16-20
249,000	20786ADB8	ConnectOne Bank, NJ 0.650% Due 05-09-22			248,813.25	251,089.36	0.69	1.52	05-08-20
249,000	549104PS0	Luana Savings Bank, IA 0.350% Due 05-23-22			248,950.20	249,964.13	0.36	1.56	05-22-20

Disclosures:

RedTree's internal accounting system is used as the source of the market value of this account. Although obtained from a source believed to be reliable, we cannot guarantee its accuracy. You should review all account statements provided by the custodian and compare with the statements provided by RedTree.

Questions? Call 888.596.2293 or email info@redtreeinv.com

Portfolio Holdings Report
Northeastern Local School District - 2018 Bond Proceeds
US Bank Custodian Acct Ending x99845
 October 31, 2020

Quantity	Cusip	Security Description	Moody's	S&P	Cost Basis	Market Value	Yield at Cost	Wtd Maturity	Purchase Date
Accrued Interest						22,652.31			
					7,189,279.30	7,250,278.36	0.90	0.68	
U.S. GOVERNMENT AGENCY DISCOUNT NOTES									
1,250,000	313312Q37	Federal Farm Credit Discount Note 0.000% Due 11-20-20	P-1	A-1+	1,247,467.71	1,249,950.00	0.33	0.06	04-13-20
1,500,000	313385CU8	Federal Home Ln Bank Discount Note 0.000% Due 03-08-21	P-1	A-1+	1,495,380.00	1,499,422.50	0.33	0.36	04-06-20
					2,742,847.71	2,749,372.50	0.33	0.22	
COMMERCIAL PAPER									
2,000,000	50244LMH4	LVMH Moet 0.000% Due 12-17-20	P-1	A-1	1,994,305.56	1,999,680.00	0.50	0.13	05-26-20
400,000	50244LNB6	LVMH Moet 0.000% Due 01-11-21	P-1	A-1	399,128.89	399,884.00	0.40	0.20	06-29-20
1,545,000	30229AP29	Exxon Mobil Corp. 0.000% Due 02-02-21	P-1	A-1+	1,543,323.68	1,544,335.65	0.21	0.26	07-31-20
3,500,000	62479LQ57	MUFG Bank 0.000% Due 03-05-21	P-1	A-1	3,488,754.29	3,497,725.00	0.43	0.35	06-09-20
4,000,000	63873JQ94	Natixis NY 0.000% Due 03-09-21	P-1	A-1	3,988,600.00	3,997,320.00	0.38	0.36	06-12-20
2,000,000	78009AQC1	Royal Bank of Canada (RBC) 0.000% Due 03-12-21	P-1	A-1+	1,995,086.66	1,998,620.00	0.33	0.37	06-17-20
3,000,000	09659BQF0	BNP Paribas 0.000% Due 03-15-21	P-1	A-1	2,993,520.00	2,997,900.00	0.32	0.37	07-15-20
1,500,000	78009AQK3	Royal Bank of Canada (RBC) 0.000% Due 03-19-21	P-1	A-1+	1,496,413.34	1,498,920.00	0.32	0.39	06-23-20
500,000	62479LQN8	MUFG Bank 0.000% Due 03-22-21	P-1	A-1	498,580.28	499,630.00	0.38	0.39	06-26-20
3,000,000	30229AP29	Exxon Mobil Corp. 0.000% Due 04-05-21	P-1	A-1+	2,996,216.67	2,997,420.00	0.20	0.43	08-21-20
345,000	62479LRL1	MUFG Bank 0.000% Due 04-20-21	P-1	A-1	344,181.20	344,675.70	0.32	0.47	07-27-20
1,000,000	78009ARP1	Royal Bank of Canada (RBC) 0.000% Due 04-23-21	P-1	A-1+	998,206.67	999,040.00	0.24	0.48	07-28-20
1,500,000	89233GRT5	Toyota Motor Credit 0.000% Due 04-27-21	P-1	A-1+	1,496,425.01	1,498,530.00	0.33	0.49	08-10-20
900,000	09659BS43	BNP Paribas 0.000% Due 05-04-21	P-1	A-1	898,312.50	899,037.00	0.25	0.51	08-07-20
500,000	63873JSE1	Natixis NY 0.000% Due 05-14-21	P-1	A-1	498,987.50	499,435.00	0.27	0.54	08-17-20
450,000	89233GSJ6	Toyota Motor Credit 0.000% Due 05-18-21	P-1	A-1+	448,920.00	449,482.50	0.32	0.55	08-21-20
2,000,000	89233GU95	Toyota Motor Credit 0.000% Due 07-09-21	P-1	A-1+	1,996,114.44	1,996,820.00	0.26	0.70	10-13-20
350,000	89233GUK0	Toyota Motor Credit 0.000% Due 07-19-21	P-1	A-1+	349,343.75	349,422.50	0.25	0.72	10-22-20
					28,424,420.44	28,467,877.35	0.33	0.40	
MONEY MARKET FUND									
	USBMMF	First American Treasury Obligations Fund			128,598.17	128,598.17	0.03		
TOTAL PORTFOLIO					79,034,961.11	79,255,880.73	0.44	0.84	

Disclosures:

RedTree's internal accounting system is used as the source of the market value of this account. Although obtained from a source believed to be reliable, we cannot guarantee its accuracy. You should review all account statements provided by the custodian and compare with the statements provided by RedTree.

Questions? Call 888.596.2293 or email info@redtreeinv.com