

Northeastern Local School District

Accumulated Monthly Financial Report
For the Month Ended February 28, 2022

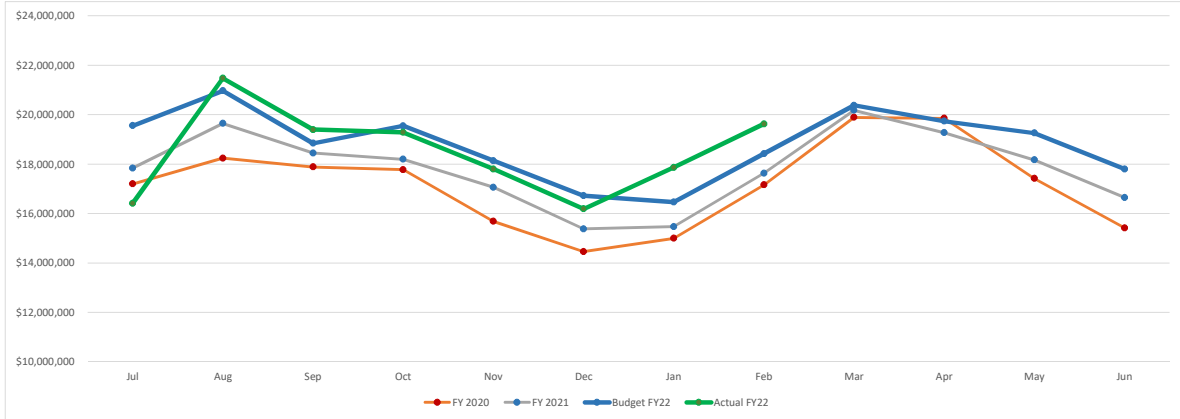


Prepared by:
Northeastern Local School District Treasurer's Office
Dale R Miller, CPA, Treasurer/CFO
Hannah Songer, CPA, Assistant Treasurer

937-325-7615

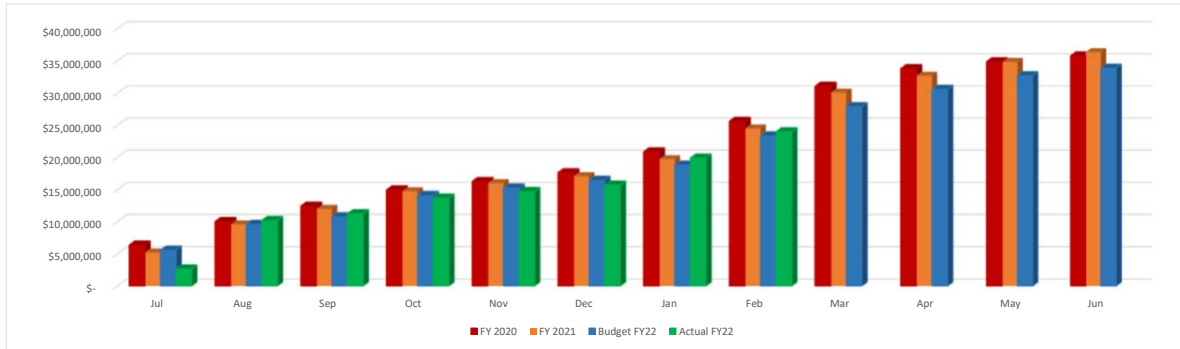
**Northeastern Local School District
General Fund & Related Fund Balances
Variance Report February 28, 2022**

	Jul	Aug	Sep	Oct	Nov	Dec	Jan	Feb	Mar	Apr	May	Jun
FY 2020	\$ 17,195,948	\$ 18,237,771	\$ 17,881,418	\$ 17,769,748	\$ 15,681,779	\$ 14,455,875	\$ 14,996,853	\$ 17,158,261	\$ 19,890,161	\$ 19,847,088	\$ 17,417,055	\$ 15,413,106
FY 2021	\$ 17,833,737	\$ 19,642,295	\$ 18,441,425	\$ 18,194,435	\$ 17,058,291	\$ 15,377,162	\$ 15,469,215	\$ 17,626,349	\$ 20,172,690	\$ 19,268,846	\$ 18,164,995	\$ 16,645,940
Budget FY22	\$ 19,553,856	\$ 20,963,010	\$ 18,838,973	\$ 19,542,849	\$ 18,130,854	\$ 16,718,859	\$ 16,464,213	\$ 18,417,191	\$ 20,370,167	\$ 19,732,407	\$ 19,253,567	\$ 17,796,661
Actual FY22	\$ 16,412,363	\$ 21,469,734	\$ 19,389,019	\$ 19,280,360	\$ 17,794,624	\$ 16,186,591	\$ 17,858,819	\$ 19,622,819				



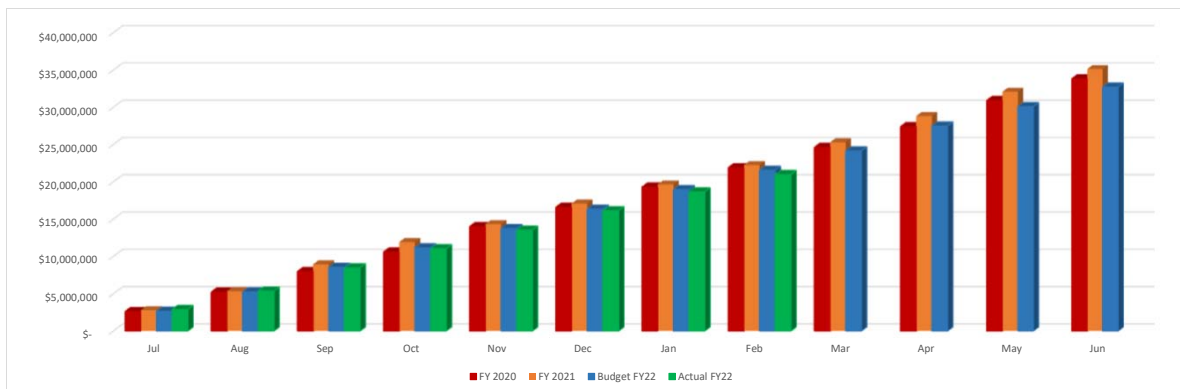
**Northeastern Local School District
General Fund & Related Fund Revenues
Variance Report February 28, 2022**

	Jul	Aug	Sep	Oct	Nov	Dec	Jan	Feb	Mar	Apr	May	Jun
FY 2020	\$ 6,346,555	\$ 10,003,814	\$ 12,396,191	\$ 14,905,195	\$ 16,224,565	\$ 17,581,097	\$ 20,836,494	\$ 25,589,203	\$ 31,047,798	\$ 33,782,598	\$ 34,857,653	\$ 35,765,479
FY 2021	\$ 5,194,217	\$ 9,568,488	\$ 11,964,072	\$ 14,705,155	\$ 15,965,971	\$ 17,052,623	\$ 19,702,896	\$ 24,459,635	\$ 30,053,768	\$ 32,675,817	\$ 34,824,488	\$ 36,346,600
Budget FY22	\$ 5,565,365	\$ 9,566,968	\$ 10,747,422	\$ 14,053,380	\$ 15,233,834	\$ 16,414,288	\$ 18,787,091	\$ 23,332,518	\$ 27,877,943	\$ 30,575,931	\$ 32,689,540	\$ 33,870,084
Actual FY22	\$ 2,652,528	\$ 10,175,588	\$ 11,221,882	\$ 13,669,624	\$ 14,679,243	\$ 15,682,818	\$ 19,869,726	\$ 23,968,155				



**Northeastern Local School District
General Fund & Related Fund Expenditures
Variance Report February 28, 2022**

	Jul	Aug	Sep	Oct	Nov	Dec	Jan	Feb	Mar	Apr	May	Jun
FY 2020	\$ 2,615,775	\$ 5,231,211	\$ 7,979,941	\$ 10,600,615	\$ 14,007,954	\$ 16,590,390	\$ 19,304,809	\$ 21,896,110	\$ 24,622,805	\$ 27,400,677	\$ 30,905,765	\$ 33,817,540
FY 2021	\$ 2,773,587	\$ 5,339,300	\$ 8,935,752	\$ 11,923,826	\$ 14,320,786	\$ 17,088,567	\$ 19,646,787	\$ 22,246,391	\$ 25,294,183	\$ 28,820,077	\$ 32,072,600	\$ 35,113,766
Budget FY22	\$ 2,657,449	\$ 5,249,898	\$ 8,554,389	\$ 11,156,471	\$ 13,748,920	\$ 16,341,369	\$ 18,968,818	\$ 21,561,267	\$ 24,153,716	\$ 27,489,464	\$ 30,081,913	\$ 32,719,363
Actual FY22	\$ 2,886,104	\$ 5,351,793	\$ 8,478,804	\$ 11,035,204	\$ 13,530,559	\$ 16,142,167	\$ 18,656,847	\$ 20,991,276				



NORTHEASTERN LOCAL SCHOOL DISTRICT

Northeastern Local School District - Spending Plan

ODE Line Number	Monthly Estimate	Monthly Actual	Monthly Difference	FYTD Estimate	FYTD Actual	FYTD Difference
01.010 General Property (Real Estate)	\$ 3,063,420.00	\$ 2,768,900.00	\$ (294,520.00)	\$ 8,102,612.00	\$ 7,602,191.41	\$ (500,420.59)
01.020 Tangible Personal Property Tax	301,553.00	0.00	(301,553.00)	904,659.00	593,543.91	(311,115.09)
01.030 Income Tax	0.00	0.00	0.00	3,902,232.00	4,132,797.33	230,565.33
01.035 Unrestricted Grants-in-Aid	1,029,780.00	950,864.97	(78,915.03)	8,238,240.00	9,008,510.84	770,270.84
01.040 Restricted Grants-in-Aid	25,837.00	1,689.49	(24,147.51)	206,696.00	645,234.95	438,538.95
01.045 Restricted Federal Grants-in-Aid - SFSF	0.00	0.00	0.00	0.00	0.00	0.00
01.050 Property Tax Allocation	0.00	0.00	0.00	933,155.00	897,566.10	(35,588.90)
01.060 All Other Operating Revenue	122,754.00	376,974.35	254,220.35	982,032.00	1,011,502.89	29,470.89
01.070 Total Revenue	4,543,344.00	4,098,428.81	(444,915.19)	23,269,626.00	23,891,347.43	621,721.43
02.010 Proceeds from Sale of Notes	0.00	0.00	0.00	0.00	0.00	0.00
02.020 State Emergency Loans & Advancements (Approved)	0.00	0.00	0.00	0.00	0.00	0.00
02.040 Operating Transfers-In	0.00	0.00	0.00	0.00	0.00	0.00
02.050 Advances-In	0.00	0.00	0.00	46,228.00	0.00	(46,228.00)
02.060 All Other Financial Sources	2,083.00	0.00	(2,083.00)	16,664.00	76,807.68	60,143.68
02.070 Total Other Financing Sources	2,083.00	0.00	(2,083.00)	62,892.00	76,807.68	13,915.68
02.080 Total Revenues and Other Financing Sources	4,545,427.00	4,098,428.81	(446,998.19)	23,332,518.00	23,968,155.11	635,637.11
03.010 Personal Services	1,486,592.00	1,449,691.15	(36,900.85)	12,604,778.00	12,429,652.89	(175,125.11)
03.020 Employees' Retirement/Insurance Benefits	681,564.00	684,246.40	2,682.40	5,462,145.00	5,415,031.75	(47,113.25)
03.030 Purchased Services	292,025.00	140,836.11	(151,188.89)	2,336,200.00	2,050,269.86	(285,930.14)
03.040 Supplies and Materials	100,288.00	54,851.75	(45,436.25)	802,304.00	699,809.16	(102,494.84)
03.050 Capital Outlay	0.00	0.00	0.00	100,000.00	178,379.41	78,379.41
03.060 Intergovernmental	0.00	0.00	0.00	0.00	0.00	0.00
04.010 Debt Service: All Principal (Historical)	0.00	0.00	0.00	0.00	0.00	0.00
04.020 Debt Service: Principal-Notes	0.00	0.00	0.00	0.00	0.00	0.00
04.030 Debt Service: Principal - State Loans	0.00	0.00	0.00	0.00	0.00	0.00
04.040 Debt Service: Principal - State Advancements	0.00	0.00	0.00	0.00	0.00	0.00
04.050 Debt Service: Principal - HB 264 Loans	0.00	0.00	0.00	0.00	0.00	0.00
04.055 Debt Service: Principal - Other	0.00	0.00	0.00	0.00	0.00	0.00
04.060 Debt Service: Interest and Fiscal Charges	0.00	0.00	0.00	0.00	0.00	0.00
04.300 Other Objects	31,980.00	4,802.95	(27,177.05)	255,840.00	218,020.69	(37,819.31)
04.500 Total Expenditures	2,592,449.00	2,334,428.36	(258,020.64)	21,561,267.00	20,991,163.76	(570,103.24)
05.010 Operational Transfers - Out	0.00	0.00	0.00	0.00	0.00	0.00
05.020 Advances - Out	0.00	0.00	0.00	0.00	0.00	0.00
05.030 All Other Financing Uses	0.00	0.00	0.00	0.00	111.89	111.89
05.040 Total Other Financing Uses	0.00	0.00	0.00	0.00	111.89	111.89
05.050 Total Expenditure and Other Financing Uses	2,592,449.00	2,334,428.36	(258,020.64)	21,561,267.00	20,991,275.65	(569,991.35)
06.010 Excess Rev & Oth Financing Sources over(under) Exp & Oth F	1,952,978.00	1,764,000.45	(188,977.55)	1,771,251.00	2,976,879.46	1,205,628.46
07.010 Cash Balance-July1 -Excluding Proposed Renew/Replace & New	0.00	17,858,819.41	17,858,819.41	0.00	16,645,940.40	16,645,940.40
07.020 Cash Balance June 30	1,952,978.00	19,622,819.86	17,669,841.86	1,771,251.00	19,622,819.86	17,851,568.86
08.010 Estimated Encumbrances June 30	0.00	1,747,455.61	1,747,455.61	0.00	1,747,455.61	1,747,455.61

Notes

Revenues

1.01 and 1.02 Property Tax were down but we will see the final settlement next month.

1.03 Income Tax – January quarterly settlement was posted and reflects \$230,565 (5.9%) over budget. We should end in the 5-6% over last year.

1.035 and 1.04 Unrestricted Grant (Line 1.035 State Aid, Line 1.04 Restricted) in combination decreased for the month by \$103,063 under budget for February related to the Fair Funding Formula. We should see this amount of decrease for each month to the end of the fiscal year.

1.06 Miscellaneous revenues moved ahead of budget is Interest Income as rates have finally caught up on our investments, we budgeted \$250,000, Interest and Tuition (Excess Costs) are the factors.

Total Revenues are over budget by 2.7% (\$635,637).

Expenditures

3.01 & 3.02 Wages and Benefits are 1.2% under budget (\$222,238).

3.03 Purchased Services – Purchased services are \$285,930 under budget. The issue in Purchased Services is the expenditure side of the New Funding Formula, again we will adjust the expenditure side of the Fair Funding Formula (Open Enrollment Out and STEM).

3.05 Capital Outlay – The Purchase of four (4) buses.

Total Expenditures are \$570,103 (2.6%) under-budget.

Summary – As of the end of February on budget in the revenues and expenditures. The end result we can expect is to add the reserves for FY22. We will carefully monitor the revenues and expenditures.

NORTHEASTERN LOCAL SCHOOL DISTRICT

Fund Report

Code	Fund Description	FY Beginning Balance	MTD Actual Receipts	FYTD Actual Receipts	MTD Expended	FYTD Expended	Current Balance	FY Encumbrances	FYTD Unencumbered
001	GENERAL	\$ 16,645,940.40	\$ 4,098,428.81	\$ 23,968,155.11	\$ 2,334,428.36	\$ 20,991,275.65	\$ 19,622,819.86	\$ 1,747,455.61	\$ 17,875,364.25
002	BOND RETIREMENT	2,647,557.29	0.00	390,148.91	0.00	2,367,488.03	670,218.17	0.00	670,218.17
003	PERMANENT IMPROVEMENT	1,325,858.47	97,400.00	316,278.42	26,658.01	345,509.84	1,296,627.05	58,028.66	1,238,598.39
004	BUILDING	13,270,148.46	38.34	25,358.77	470,523.09	3,386,280.53	9,909,226.70	7,268,292.22	2,640,934.48
006	FOOD SERVICE	0.00	154,420.63	883,465.10	90,088.33	377,792.11	505,672.99	131,749.93	373,923.06
007	SPECIAL TRUST	29,209.91	0.00	2,000.00	0.00	6,750.00	24,459.91	0.00	24,459.91
008	ENDOWMENT	10,068.70	0.00	0.00	0.00	0.00	10,068.70	0.00	10,068.70
010	CLASSROOM FACILITIES	54,976,962.53	1,168,352.48	13,474,404.81	2,512,565.26	34,276,825.13	34,174,542.21	72,954,515.43	(38,779,973.22)
018	PUBLIC SCHOOL SUPPORT	79,158.87	3,487.90	21,605.36	782.47	21,971.30	78,792.93	9,004.89	69,788.04
019	OTHER GRANT	19,542.80	1,062.23	20,085.84	342.80	5,809.01	33,819.63	6,082.19	27,737.44
020	SPECIAL ENTERPRISE FUND	97,406.90	11,924.75	70,497.55	9,886.16	(21,829.25)	189,733.70	5,477.54	184,256.16
022	DISTRICT CUSTODIAL	400.00	2,697.00	5,615.30	2,097.00	4,825.30	1,190.00	1,532.00	(342.00)
027	WORKMANS COMPENSATION-SELF INS	390,369.59	0.00	9,691.12	0.00	74,656.00	325,404.71	2,269.00	323,135.71
031	UNDERGROUND STORAGE TANK FUND	11,000.00	0.00	0.00	0.00	0.00	11,000.00	0.00	11,000.00
034	CLASSROOM FACILITIES MAINT.	678,883.99	63,010.48	179,359.53	0.00	1,632.36	856,611.16	0.00	856,611.16
200	STUDENT MANAGED ACTIVITY	159,868.31	10,599.18	83,312.95	10,906.42	62,227.93	180,953.33	39,855.06	141,098.27
300	DISTRICT MANAGED ACTIVITY	811.71	13,489.79	204,160.66	12,534.16	122,948.48	82,023.89	74,889.99	7,133.90
401	AUXILIARY SERVICES	39,001.31	150,196.71	279,995.26	21,559.58	186,103.64	132,892.93	500.00	132,392.93
451	DATA COMMUNICATION FUND	37,800.00	0.00	6,300.00	0.00	0.00	44,100.00	0.00	44,100.00
461	VOCATIONAL EDUC. ENHANCEMENTS	0.00	8,285.00	8,285.00	4,250.00	8,285.00	0.00	1,350.00	(1,350.00)
467	STUDENT WELLNESS AND SUCCESS FUND	667,613.87	0.00	0.00	0.00	0.00	667,613.87	0.00	667,613.87
499	MISCELLANEOUS STATE GRANT FUND	14,492.00	0.00	0.00	0.00	0.00	14,492.00	0.00	14,492.00
507	ELEMENTARY AND SECONDARY SCHOOL EMERGENCY RELIEF FUND	0.00	44,436.36	1,127,346.66	44,260.99	1,111,345.65	16,001.01	6,340.40	9,660.61
510	CORONA VIRUS RELIEF FUND	(3,201.95)	0.00	3,201.95	(1,632.51)	0.00	0.00	0.00	0.00

NORTHEASTERN LOCAL SCHOOL DISTRICT

Fund Report

Code	Fund Description	FY Beginning Balance	MTD Actual Receipts	FYTD Actual Receipts	MTD Expended	FYTD Expended	Current Balance	FY Encumbrances	FYTD Unencumbered
516	IDEA PART B GRANTS	\$ 0.00	\$ 150,404.96	\$ 535,377.18	\$ 49,409.80	\$ 435,423.72	\$ 99,953.46	\$ 2,472.50	\$ 97,480.96
536	TITLE I SCHOOL IMPROVEMENT A	606.00	0.00	18,756.00	0.00	11,431.00	7,931.00	0.00	7,931.00
572	TITLE I DISADVANTAGED CHILDREN	0.00	88,389.37	257,908.73	24,323.66	216,863.07	41,045.66	0.00	41,045.66
584	Title IV-Student Support	0.00	0.00	18,704.00	12,345.46	19,407.02	(703.02)	0.00	(703.02)
587	IDEA PRESCHOOL-HANDICAPPED	0.00	0.00	9,536.26	0.00	13,407.82	(3,871.56)	0.00	(3,871.56)
590	IMPROVING TEACHER QUALITY	0.00	7,054.74	51,183.99	8,396.40	55,192.46	(4,008.47)	0.00	(4,008.47)
599	MISCELLANEOUS FED. GRANT FUND	1,540.00	0.00	77.26	(12,345.46)	1,617.26	0.00	0.00	0.00
Grand Total		\$ 91,101,039.16	\$ 6,073,678.73	\$ 41,970,811.72	\$ 5,621,379.98	\$ 64,083,239.06	\$ 68,988,611.82	\$ 82,309,815.42	\$ (13,321,203.60)

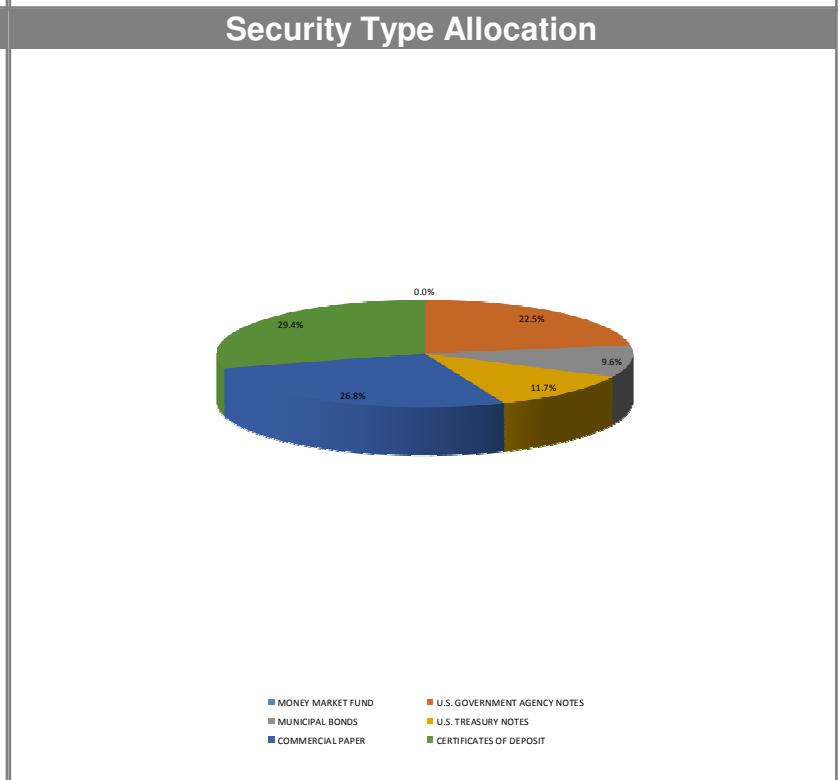
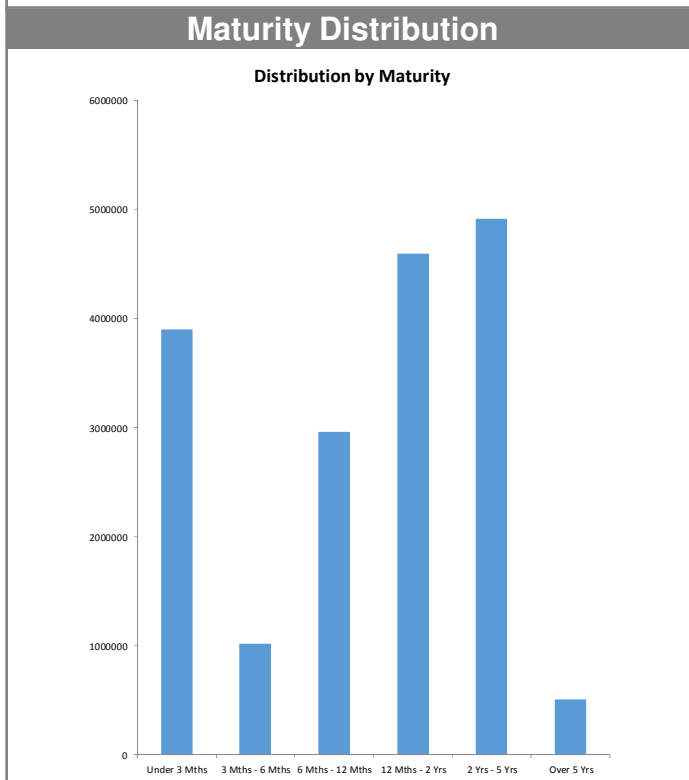
Northeastern Local School District
Revenue & Expenditure Report (Northeastern and Kenton Ridge Pre-K -12 Buildings
As of 2/28/2022

	Budget	Budget GMP	Fiscal Years 2018-2021	Month	Fiscal Year to Date	Project to Date
Revenue:						
Local Money (Debt)	\$ 61,452,457	\$ 61,452,457	\$ 61,452,457			\$ 61,452,457
Local Funded (Debt)	\$ 17,882,543	\$ 17,882,543	\$ 17,882,543			\$ 17,882,543
Debt Total	\$ 79,335,000	\$ 79,335,000	\$ 79,335,000			\$ 79,335,000
State Funding	\$ 40,968,961	\$ 40,968,961	\$ 11,743,694	\$ 1,168,169	\$ 13,389,264	\$ 25,132,958
Interest						\$ -
Fund 004			\$ 755,048	\$ 38	\$ 25,359	\$ 780,407
Fund 010 Local			\$ 2,673,983	\$ 118	\$ 24,587	\$ 2,698,570
Fund 010 State			\$ 33,064	\$ 65	\$ 60,553	\$ 93,617
Other Debt Premium	\$ -	\$ -	\$ 867,674	\$ -	\$ -	\$ 867,674
Total Revenues & Resources	\$ 120,303,961	\$ 120,303,961	\$ 95,408,463	\$ 1,168,390	\$ 13,499,763	\$ 108,908,226
By Fund						
Fund 004			\$ 18,637,591	\$ 38	\$ 25,359	\$ 18,662,950
Fund 010			\$ 76,770,872	\$ 1,168,352	\$ 13,474,404	\$ 90,245,276
						\$ 108,908,226
Expenditures:						
Building						
Northeastern PK-12	\$ 41,666,465	\$ 41,925,237	\$ 11,494,057	\$ 1,117,579	\$ 18,396,796	\$ 29,890,853
Kenton Ridge PK12	\$ 57,367,196	\$ 58,523,273	\$ 6,501,180	\$ 1,865,510	\$ 18,460,187	\$ 24,961,367
Architect & Professional Service		\$ 7,946,045	\$ 5,857,953	\$ -	\$ 806,124	\$ 6,664,077
CMR -PreCon and Early Site		\$ 3,512,983	\$ 1,063,444		\$ -	\$ 1,063,444
Land		\$ 1,069,869	\$ 1,069,869		\$ -	\$ 1,069,869
Other cost	\$ 17,882,543	\$ 828,804	\$ 72,530		\$ -	\$ 72,530
Abate and Demo	\$ 3,388,742	\$ 3,388,742				
Debt Payment from Sale			\$ 866,624			\$ 866,624
To Contingency	\$ -	\$ 964,678	\$ 235,696	\$ -	\$ -	\$ 235,696
	\$ 120,304,946	\$ 118,159,631	\$ 27,161,353	\$ 2,983,089	\$ 37,663,107	\$ 64,824,460
By Fund						
Fund 004			\$ 5,370,029	\$ 470,523	\$ 3,386,281	\$ 8,756,310
Fund 010			\$ 21,793,910	\$ 2,512,566	\$ 34,276,826	\$ 56,070,736
				\$ 2,983,089	\$ 37,663,107	
Fund Balance						
Fund 004			\$ 13,267,562		\$ 9,909,226	\$ 9,906,640
Fund 010			\$ 54,979,548		\$ 34,174,540	\$ 34,174,540
Total Fund Balance			\$ 68,247,110		\$ 44,083,766	\$ 44,081,180
Available		\$ 2,144,330				
% of NELSD Contingency		1.8%				
% of All Contingency		2.6%				

Monthly Investment Summary
Northeastern Local School District
US Bank Custodian Acct Ending x70762

February 28, 2022

Monthly Cash Flow Activity		Market Value Summary				
From 01-31-22 through 02-28-22						
Beginning Book Value	15,589,865.64	Security Type	Market Value	Pct. Assets	Avg Yield at Cost	Wght Avg Mat
Contributions	2,400,000.00	Money Market Fund				
Withdrawals	0.00	MONEY MARKET FUND	6,888.39	0.0	0.01	0.00
Prior Month Management Fees	-1,045.83	Fixed Income				
Realized Gains/Losses	541.40	MUNICIPAL BONDS	1,717,395.60	9.6	0.87	3.51
Gross Interest Earnings	26,489.98	U.S. GOVERNMENT AGENCY NOTES	4,013,887.96	22.4	0.52	2.69
Ending Book Value	18,015,851.19	U.S. TREASURY NOTES	2,084,335.69	11.6	0.28	1.33
		Accrued Interest	12,589.48	0.1		
		Commercial Paper				
		COMMERCIAL PAPER	4,792,127.05	26.8	0.54	0.35
		Certificate of Deposit				
		CERTIFICATES OF DEPOSIT	5,255,875.39	29.4	2.31	1.05
		Accrued Interest	19,052.83	0.1		
		TOTAL PORTFOLIO	17,902,152.39	100.0	1.06	1.50



Disclosures:

RedTree's internal accounting system is used as the source of the market value of this account. Although obtained from a source believed to be reliable, we cannot guarantee its accuracy. You should review all account statements provided by the custodian and compare with the statements provided by RedTree.

Portfolio Holdings Report
Northeastern Local School District
US Bank Custodian Acct Ending x70762
 February 28, 2022

Quantity	Cusip	Security Description	Moody's	S&P	Cost Basis	Market Value	Yield at Cost	Wtd Maturity	Purchase Date
U.S. GOVERNMENT AGENCY NOTES									
250,000	3130ANDP2	Federal Home Ln Bank 0.250% Due 08-18-23	Aaa	AAA	250,000.00	247,054.95	0.25	1.46	08-18-21
305,000	3133EMHL9	Federal Farm Credit Bank 0.310% Due 11-30-23	Aaa	AA+	304,673.65	298,820.19	0.36	1.74	10-06-21
410,000	3133EMJQ6	Federal Farm Credit Bank 0.280% Due 12-08-23	Aaa	AA+	410,205.00	403,417.88	0.26	1.76	06-16-21
350,000	3130ALKS2	Federal Home Ln Bank 0.375% Due 03-15-24	Aaa	AAA	349,597.50	342,044.28	0.42	2.02	10-04-21
310,000	3130AMFP2	Federal Home Ln Bank 0.500% Due 08-27-24	Aaa	AAA	310,000.00	303,130.05	0.50	2.46	05-27-21
250,000	3130AKDS2	Federal Home Ln Bank 0.390% Due 10-28-24	Aaa	AA+	250,242.50	242,186.88	0.36	2.63	02-19-21
250,000	3130AMNR9	Federal Home Ln Bank 0.625% Due 11-27-24	Aaa	AAA	250,000.00	243,170.58	0.63	2.70	05-28-21
500,000	3130AP6F7	Federal Home Ln Bank 0.600% Due 01-07-25	Aaa	AA+	500,000.00	486,099.46	0.60	2.81	10-07-21
450,000	3133EMER9	Federal Farm Credit Bank 0.470% Due 01-27-25	Aaa	AA+	449,482.50	433,432.82	0.50	2.87	10-29-20
500,000	3134GWUG9	Federal Home Ln Mtg 0.570% Due 09-24-25	Aaa	AA+	500,000.00	478,992.23	0.57	3.50	09-24-20
235,000	3134GXHD9	Federal Home Ln Mtg 0.700% Due 12-23-25	Aaa	AA+	235,000.00	225,657.91	0.70	3.74	12-23-20
200,000	3130ANMH0	Federal Home Ln Bank 1.100% Due 08-20-26	Aaa	AAA	200,000.00	193,015.75	1.10	4.34	08-20-21
120,000	3130ANNP1	Federal Home Ln Bank 1.100% Due 08-24-26	Aaa	AA+	120,000.00	116,864.97	1.10	4.35	08-30-21
	Accrued Interest					4,569.23			
					4,129,201.15	4,018,457.19	0.52	2.69	
MUNICIPAL BONDS									
190,000	071149FL7	Bath LSD, OH GO 1.000% Due 12-01-22	A1	AA	192,734.10	190,163.40	0.35	0.75	09-10-20
135,000	117529FD4	Bryan CSD, OH GO 1.000% Due 01-01-23	Aa3		136,560.60	135,133.65	0.48	0.84	10-05-20
145,000	071149FM5	Bath LSD, OH GO 1.000% Due 12-01-23	A1	AA	147,784.00	144,209.75	0.40	1.73	09-10-20
155,000	733845MS7	Port Clinton CSD, OH GO 0.000% Due 12-01-23		AA+	150,195.00	149,945.45	0.99	1.70	09-02-20
100,000	564283YW3	City of Mansfield, OH GO 5.000% Due 12-01-24	A2	AA	117,917.00	109,250.00	0.58	2.57	10-22-20
200,000	51280UCN5	Lakota LSD, OH GO 2.392% Due 12-01-26	Aa1	AA+	214,912.00	205,110.00	1.00	4.46	05-24-21
290,000	927620CV4	Violet Township, OH GO 0.989% Due 12-01-26	Aa2		290,000.00	276,436.70	0.99	4.60	08-25-21
100,000	915489B56	City of Upper Arlington, OH GO 1.098% Due 12-01-27		AAA	99,461.00	94,345.00	1.18	5.52	06-11-21
145,000	774829JC0	Rocky River CSD, OH GO 4.000% Due 12-01-27	Aa2		169,586.20	160,177.15	1.19	5.14	08-18-21
265,000	199492P86	City of Columbus, OH GO 1.215% Due 04-01-28	Aaa	AAA	265,000.00	252,624.50	1.21	5.79	02-17-21
	Accrued Interest					7,291.59			
					1,784,149.90	1,724,687.19	0.87	3.51	
U.S. TREASURY NOTES									
640,000	91282CBX8	US Treasury Note 0.125% Due 04-30-23	Aaa	AA+	638,150.00	632,250.24	0.32	1.16	10-25-21

Disclosures:

RedTree's internal accounting system is used as the source of the market value of this account. Although obtained from a source believed to be reliable, we cannot guarantee its accuracy. You should review all account statements provided by the custodian and compare with the statements provided by RedTree.

Questions? Call 888.596.2293 or email info@redtreeinv.com

Portfolio Holdings Report
Northeastern Local School District
US Bank Custodian Acct Ending x70762
 February 28, 2022

Quantity	Cusip	Security Description	Moody's	S&P	Cost Basis	Market Value	Yield at Cost	Wtd Maturity	Purchase Date
725,000	91282CCK5	US Treasury Note 0.125% Due 06-30-23	Aaa	AA+	722,875.97	714,351.20	0.27	1.33	06-30-21
500,000	91282CCN9	US Treasury Note 0.125% Due 07-31-23	Aaa	AA+	498,906.25	491,953.00	0.24	1.41	08-12-21
250,000	91282CDA6	US Treasury Note 0.250% Due 09-30-23	Aaa	AA+	249,718.08	245,781.25	0.31	1.57	09-30-21
	Accrued Interest					728.67			
					2,109,650.30	2,085,064.36	0.28	1.33	
CERTIFICATES OF DEPOSIT									
246,000	795450Z81	Sallie Mae Bank, UT 2.800% Due 03-07-22			245,631.00	246,124.23	2.85	0.02	03-07-19
247,000	29278TLJ7	Enerbank USA, UT 1.750% Due 03-14-22			246,221.95	247,148.94	1.89	0.04	09-25-19
246,000	61690UFC9	Morgan Stanley Bank, UT 2.800% Due 03-14-22			245,680.20	246,248.46	2.85	0.04	03-14-19
247,000	05580ASM7	BMW Bank of North America, UT 1.850% Due 03-28-22			246,629.50	247,316.65	1.91	0.08	09-30-19
248,000	084601XB4	Berkshire Bank, MA 1.250% Due 04-21-22			247,826.40	248,375.72	1.29	0.14	04-08-20
249,000	57116ASM1	Marlin Business Bank, UT 2.500% Due 05-09-22			248,638.95	250,093.36	2.56	0.19	05-07-19
247,000	227563AW3	Cross River Bank, NJ 1.900% Due 09-26-22			247,000.00	248,973.04	1.90	0.57	09-25-19
249,000	27002YES1	EagleBank, MD 1.850% Due 10-04-22			248,626.50	250,975.07	1.91	0.59	10-04-19
249,000	949495AA3	Wells Fargo Natl Bank West, NV 1.800% Due 12-13-22			248,502.00	251,221.83	1.88	0.78	12-13-19
249,000	20143PEC0	Commercial Bank, TN 1.700% Due 12-15-22			248,676.30	251,027.61	1.75	0.78	01-15-20
249,000	949763XV3	Wells Fargo Bank, SD 2.900% Due 02-27-23			248,626.50	253,861.23	2.96	0.97	02-27-19
249,000	20033AS23	Comenity Capital Bank, UT 2.850% Due 03-15-23			248,564.25	253,900.07	2.91	1.02	03-18-19
246,000	61760AYK9	Morgan Stanley Private Bank, NY 2.700% Due 04-11-23			245,803.20	250,639.31	2.72	1.09	04-23-19
249,000	06426KBC1	Bank of New England, NH 2.550% Due 05-23-23			248,526.90	253,506.65	2.61	1.20	05-23-19
246,000	38148P5F0	Goldman Sachs Bank USA, NY 3.050% Due 02-20-24			245,692.50	253,235.84	3.08	1.92	02-20-19
246,000	856285PG0	State Bank of India, NY 3.150% Due 02-28-24			245,508.00	253,732.27	3.20	1.94	03-01-19
249,000	538036KC7	Live Oak Banking Co, NC 1.650% Due 03-06-24			248,502.00	249,470.36	1.71	1.97	03-06-20
249,000	90348JJQ4	UBS Bank USA, UT 2.900% Due 04-03-24			248,352.60	255,789.73	2.97	2.01	04-03-19
249,000	58404DKK6	Medallion Bank, UT 0.350% Due 05-21-24			248,875.50	242,164.95	0.37	2.20	05-24-21
246,000	14042RLP4	Capital One, NA, Mclean, VA 2.650% Due 05-22-24			244,856.10	251,594.29	2.75	2.15	05-24-19
247,000	14042TBQ9	Capital One Bank USA, Glen Allen, VA 2.250% Due 08-07-24			246,506.00	250,475.78	2.29	2.36	08-07-19
	Accrued Interest					19,052.83			
					5,193,246.35	5,274,928.22	2.31	1.05	

Disclosures:

RedTree's internal accounting system is used as the source of the market value of this account. Although obtained from a source believed to be reliable, we cannot guarantee its accuracy. You should review all account statements provided by the custodian and compare with the statements provided by RedTree.

Questions? Call 888.596.2293 or email info@redtreeinv.com

Portfolio Holdings Report
Northeastern Local School District
US Bank Custodian Acct Ending x70762
 February 28, 2022

Quantity	Cusip	Security Description	Moody's	S&P	Cost Basis	Market Value	Yield at Cost	Wtd Maturity	Purchase Date
COMMERCIAL PAPER									
1,000,000	53943SDE4	Lloyds Bank 0.000% Due 04-14-22	P-1	A-1	999,537.50	999,712.00	0.37	0.12	02-28-22
500,000	53948BE96	Lloyds Bank 0.000% Due 05-09-22	P-1	A-1	499,371.95	499,640.00	0.17	0.19	08-16-21
905,000	63307MEJ4	National Bank of Canada 0.000% Due 05-18-22	P-1	A-1	904,007.01	904,185.50	0.50	0.22	02-28-22
510,000	63873KFP7	Natixis NY 0.000% Due 06-23-22	P-1	A-1	508,980.00	508,984.59	0.60	0.32	02-23-22
260,000	89233HFW9	Toyota Motor Credit 0.000% Due 06-30-22	P-1	A-1+	259,405.25	259,438.66	0.61	0.34	02-15-22
250,000	89233HFW9	Toyota Motor Credit 0.000% Due 06-30-22	P-1	A-1+	249,475.56	249,460.25	0.59	0.34	02-22-22
1,130,000	89233HKX1	Toyota Motor Credit 0.000% Due 10-31-22	P-1	A-1+	1,123,389.50	1,122,440.30	0.78	0.68	02-03-22
250,000	17327BL29	Citigroup 0.000% Due 11-02-22	P-1	A-1	248,548.33	248,265.75	0.78	0.68	02-07-22
					4,792,715.10	4,792,127.05	0.54	0.35	
MONEY MARKET FUND									
	USBMMF	First American Treasury Obligations Fund			6,888.39	6,888.39	0.01		
TOTAL PORTFOLIO					18,015,851.19	17,902,152.39	1.06	1.50	

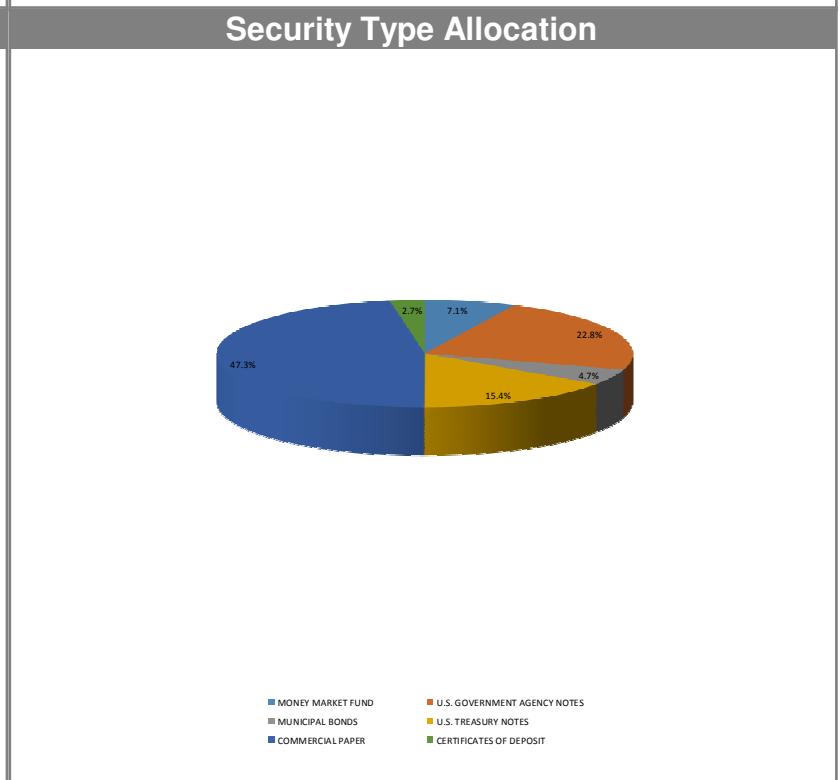
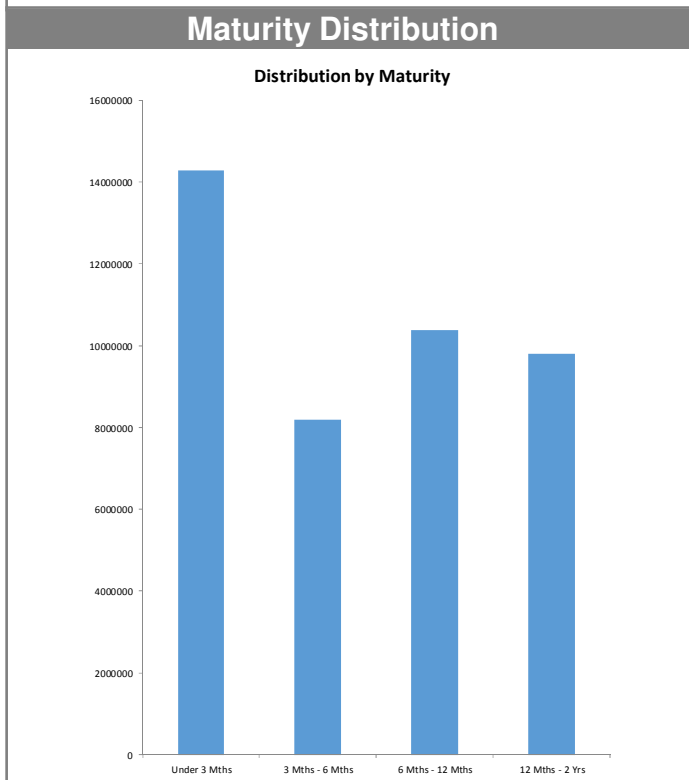
Disclosures:

RedTree's internal accounting system is used as the source of the market value of this account. Although obtained from a source believed to be reliable, we cannot guarantee its accuracy. You should review all account statements provided by the custodian and compare with the statements provided by RedTree.

Questions? Call 888.596.2293 or email info@redtreeinv.com

Monthly Investment Summary
Northeastern Local School District - 2018 Bond Proceeds
US Bank Custodian Acct Ending x99845
 February 28, 2022

Monthly Cash Flow Activity		Market Value Summary				
From 01-31-22 through 02-28-22						
Beginning Book Value	46,038,846.76	Security Type	Market Value	Pct. Assets	Avg Yield at Cost	Wght Avg Mat
Contributions	0.00	Money Market Fund				
Withdrawals	0.00	MONEY MARKET FUND	3,251,875.89	7.1	0.01	0.00
Prior Month Management Fees	-3,087.98	Fixed Income				
Realized Gains/Losses	0.00	MUNICIPAL BONDS	2,177,715.75	4.7	0.19	0.65
Gross Interest Earnings	3,254.49	U.S. GOVERNMENT AGENCY NOTES	10,454,618.28	22.8	0.27	0.62
Ending Book Value	46,039,013.27	U.S. TREASURY NOTES	7,079,171.55	15.4	0.23	1.22
		Accrued Interest	13,474.84	0.0		
		Commercial Paper				
		COMMERCIAL PAPER	21,689,455.25	47.2	0.37	0.35
		Certificate of Deposit				
		CERTIFICATES OF DEPOSIT	1,241,316.71	2.7	0.74	0.38
		Accrued Interest	2,656.50	0.0		
		TOTAL PORTFOLIO	45,910,284.78	100.0	0.30	0.54


Disclosures:

RedTree's internal accounting system is used as the source of the market value of this account. Although obtained from a source believed to be reliable, we cannot guarantee its accuracy. You should review all account statements provided by the custodian and compare with the statements provided by RedTree.

Portfolio Holdings Report
Northeastern Local School District - 2018 Bond Proceeds
US Bank Custodian Acct Ending x99845
 February 28, 2022

Quantity	Cusip	Security Description	Moody's	S&P	Cost Basis	Market Value	Yield at Cost	Wtd Maturity	Purchase Date
U.S. GOVERNMENT AGENCY NOTES									
1,500,000	3133ELYR9	Federal Farm Credit Bank 0.250% Due 05-06-22	Aaa	AA+	1,499,425.50	1,499,756.31	0.27	0.19	05-06-20
1,500,000	3133ELZN7	Federal Farm Credit Bank 0.160% Due 05-18-22	Aaa	AA+	1,497,150.00	1,499,329.27	0.26	0.22	05-18-20
1,000,000	3133ELZN7	Federal Farm Credit Bank 0.160% Due 05-18-22	Aaa	AA+	998,250.00	999,552.85	0.25	0.22	05-21-20
3,000,000	3133ELN26	Federal Farm Credit Bank 0.260% Due 06-22-22	Aaa	AA+	2,998,998.00	2,998,566.81	0.28	0.32	06-25-20
1,000,000	3133EMSS2	Federal Farm Credit Bank 0.125% Due 03-09-23	Aaa	AA+	999,180.00	992,154.33	0.17	1.03	05-13-21
1,500,000	3133EL3E2	Federal Farm Credit Bank 0.320% Due 08-10-23	Aaa	AA+	1,500,052.50	1,477,597.56	0.32	1.44	09-16-21
1,000,000	3133EMBQ4	Federal Farm Credit Bank 0.270% Due 10-05-23	Aaa	AA+	999,900.00	987,661.15	0.27	1.59	09-08-21
	Accrued Interest					5,809.58			
					10,492,956.00	10,460,427.87	0.27	0.62	
MUNICIPAL BONDS									
1,735,000	54930LTR6	Lucas County, OH GO 0.550% Due 10-14-22	MIG1	SP1+	1,741,055.15	1,730,402.25	0.20	0.62	10-14-21
450,000	680616X79	Olentangy LSD, OH GO 0.161% Due 12-01-22		AAA	450,000.00	447,313.50	0.16	0.75	10-13-21
	Accrued Interest					3,909.18			
					2,191,055.15	2,181,624.93	0.19	0.65	
U.S. TREASURY NOTES									
1,000,000	91282CBN0	US Treasury Note 0.125% Due 02-28-23	Aaa	AA+	998,750.00	990,625.00	0.20	0.99	06-22-21
950,000	91282CBU4	US Treasury Note 0.125% Due 03-31-23	Aaa	AA+	948,589.85	939,758.05	0.21	1.08	06-22-21
1,000,000	91282CBU4	US Treasury Note 0.125% Due 03-31-23	Aaa	AA+	998,906.25	989,219.00	0.20	1.08	09-30-21
1,500,000	91282CBX8	US Treasury Note 0.125% Due 04-30-23	Aaa	AA+	1,497,246.09	1,481,836.50	0.23	1.16	06-30-21
1,000,000	91282CCD1	US Treasury Note 0.125% Due 05-31-23	Aaa	AA+	999,101.56	986,758.00	0.17	1.24	08-06-21
1,720,000	91282CDA6	US Treasury Note 0.250% Due 09-30-23	Aaa	AA+	1,718,060.41	1,690,975.00	0.31	1.57	09-30-21
	Accrued Interest					3,756.08			
					7,160,654.16	7,082,927.63	0.23	1.22	
CERTIFICATES OF DEPOSIT									
248,000	09582YAE2	Blue Ridge Bank, VA 1.200% Due 04-14-22			247,826.40	248,309.75	1.24	0.12	04-14-20
248,000	69506YRF8	Pacific Western Bank, CA 1.150% Due 04-18-22			247,826.40	248,320.42	1.19	0.13	04-16-20
249,000	20786ADB8	ConnectOne Bank, NJ 0.650% Due 05-09-22			248,813.25	249,210.65	0.69	0.19	05-08-20
249,000	549104PS0	Luana Savings Bank, IA 0.350% Due 05-23-22			248,950.20	249,075.45	0.36	0.23	05-22-20
249,000	27004PBQ5	Eaglemark Savings Bank, NV 0.200% Due 05-19-23			248,875.50	246,400.44	0.23	1.21	05-19-21
	Accrued Interest					2,656.50			
					1,242,291.75	1,243,973.21	0.74	0.38	

Disclosures:

RedTree's internal accounting system is used as the source of the market value of this account. Although obtained from a source believed to be reliable, we cannot guarantee its accuracy. You should review all account statements provided by the custodian and compare with the statements provided by RedTree.

Questions? Call 888.596.2293 or email info@redtreeinv.com

Portfolio Holdings Report
Northeastern Local School District - 2018 Bond Proceeds
US Bank Custodian Acct Ending x99845
 February 28, 2022

Quantity	Cusip	Security Description	Moody's	S&P	Cost Basis	Market Value	Yield at Cost	Wtd Maturity	Purchase Date
COMMERCIAL PAPER									
300,000	19424JCU8	Collateralized CP (JP Morgan) 0.000% Due 03-28-22	P-1	A-1	299,941.67	299,962.80	0.25	0.08	02-28-22
1,000,000	83369CCX0	Societe Generale 0.000% Due 03-31-22	P-1	A-1	999,784.73	999,857.00	0.25	0.09	02-28-22
500,000	53948BD14	Lloyds Bank 0.000% Due 04-01-22	P-1	A-1	499,400.28	499,928.00	0.17	0.09	07-21-21
1,000,000	78015DD15	Royal Bank of Canada (RBC) 0.000% Due 04-01-22	P-1	A-1+	999,736.11	999,865.00	0.25	0.09	02-22-22
1,000,000	53943SDE4	Lloyds Bank 0.000% Due 04-14-22	P-1	A-1	999,537.50	999,712.00	0.37	0.12	02-28-22
1,000,000	63307MDR7	National Bank of Canada 0.000% Due 04-25-22	P-1	A-1	998,725.00	999,573.00	0.17	0.16	07-29-21
1,500,000	09659KE22	BNP Paribas 0.000% Due 05-02-22	P-1	A-1	1,497,975.00	1,499,088.00	0.18	0.17	08-05-21
1,000,000	19424JED4	Collateralized CP (JP Morgan) 0.000% Due 05-13-22	P-1	A-1	998,660.00	999,044.00	0.18	0.21	08-18-21
2,000,000	62479MET6	MUFG Bank 0.000% Due 05-27-22	P-1	A-1	1,997,850.00	1,997,266.00	0.30	0.24	01-18-22
1,200,000	63307MF12	National Bank of Canada 0.000% Due 06-01-22	P-1	A-1	1,198,521.00	1,198,477.20	0.17	0.26	09-13-21
2,500,000	09659KF62	BNP Paribas 0.000% Due 06-06-22	P-1	A-1	2,496,625.00	2,496,507.50	0.18	0.27	09-09-21
500,000	19424JGC4	Collateralized CP (JP Morgan) 0.000% Due 07-12-22	P-1	A-1	499,147.09	498,639.50	0.23	0.37	10-18-21
1,000,000	17327BHV0	Citigroup 0.000% Due 08-29-22	P-1	A-1	997,525.00	995,728.00	0.33	0.50	12-02-21
1,000,000	83369CHX5	Societe Generale 0.000% Due 08-31-22	P-1	A-1	996,520.00	995,752.00	0.58	0.51	01-27-22
1,000,000	17327BK38	Citigroup 0.000% Due 10-03-22	P-1	A-1	996,128.06	994,364.00	0.53	0.60	01-13-22
1,000,000	85324UKB8	Standard Chartered Bank 0.000% Due 10-11-22	P-1	A-1	995,436.11	993,500.00	0.62	0.62	01-19-22
2,000,000	63873KKM8	Natixis NY 0.000% Due 10-21-22	P-1	A-1	1,990,734.44	1,987,204.00	0.62	0.65	01-25-22
750,000	85324UKM4	Standard Chartered Bank 0.000% Due 10-21-22	P-1	A-1	746,370.83	744,819.75	0.65	0.65	01-26-22
1,500,000	89233HKU7	Toyota Motor Credit 0.000% Due 10-28-22	P-1	A-1+	1,491,562.50	1,490,167.50	0.75	0.67	01-31-22
					21,700,180.32	21,689,455.25	0.37	0.35	
MONEY MARKET FUND									
	USBMMF	First American Treasury Obligations Fund			3,251,875.89	3,251,875.89	0.01		
TOTAL PORTFOLIO					46,039,013.27	45,910,284.78	0.30	0.54	

Disclosures:

RedTree's internal accounting system is used as the source of the market value of this account. Although obtained from a source believed to be reliable, we cannot guarantee its accuracy. You should review all account statements provided by the custodian and compare with the statements provided by RedTree.

Questions? Call 888.596.2293 or email info@redtreeinv.com