

Northeastern Local School District

Accumulated Monthly Financial Report
For the Month Ended August 31, 2022

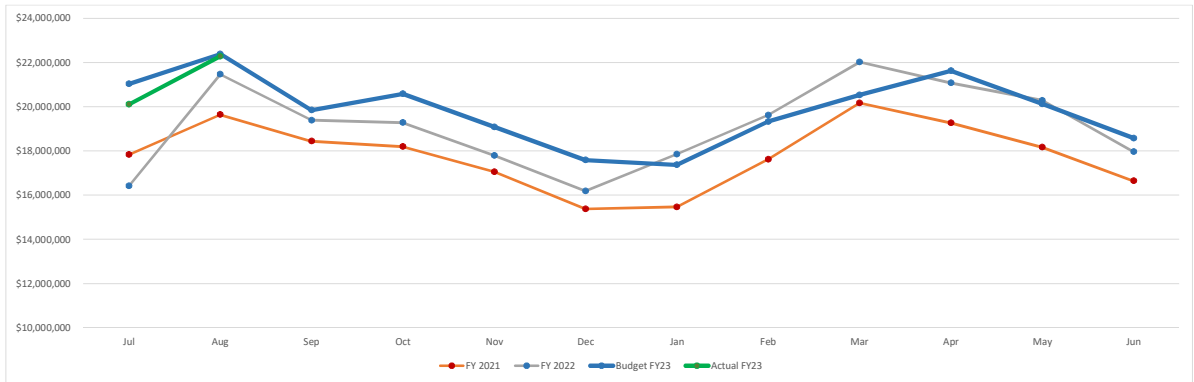


Prepared by:
Northeastern Local School District Treasurer's Office
Dale R Miller, CPA, Treasurer/CFO

937-325-7615

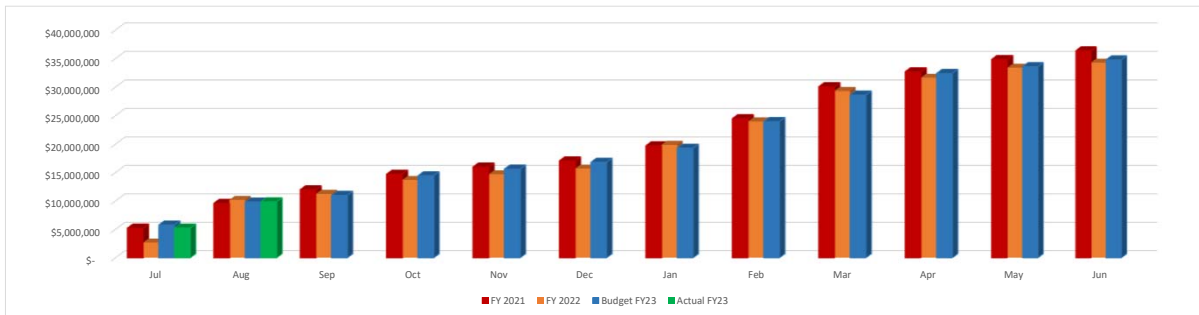
**Northeastern Local School District
General Fund & Related Fund Balances
Variance Report August 31, 2022**

	Jul	Aug	Sep	Oct	Nov	Dec	Jan	Feb	Mar	Apr	May	Jun
FY 2021	\$ 17,833,737	\$ 19,642,295	\$ 18,441,425	\$ 18,194,435	\$ 17,058,291	\$ 15,377,162	\$ 15,469,215	\$ 17,626,349	\$ 20,172,690	\$ 19,268,846	\$ 18,164,995	\$ 16,645,940
FY 2022	\$ 16,412,364	\$ 21,469,735	\$ 19,389,019	\$ 19,280,361	\$ 17,794,624	\$ 16,186,591	\$ 17,858,819	\$ 19,622,820	\$ 22,021,587	\$ 21,073,618	\$ 20,289,016	\$ 17,964,439
Budget FY23	\$ 21,030,209	\$ 22,385,888	\$ 19,843,160	\$ 20,587,250	\$ 19,086,411	\$ 17,585,575	\$ 17,369,087	\$ 19,335,377	\$ 20,529,778	\$ 21,629,600	\$ 20,128,761	\$ 18,577,926
Actual FY23	\$ 20,104,397	\$ 22,278,753										



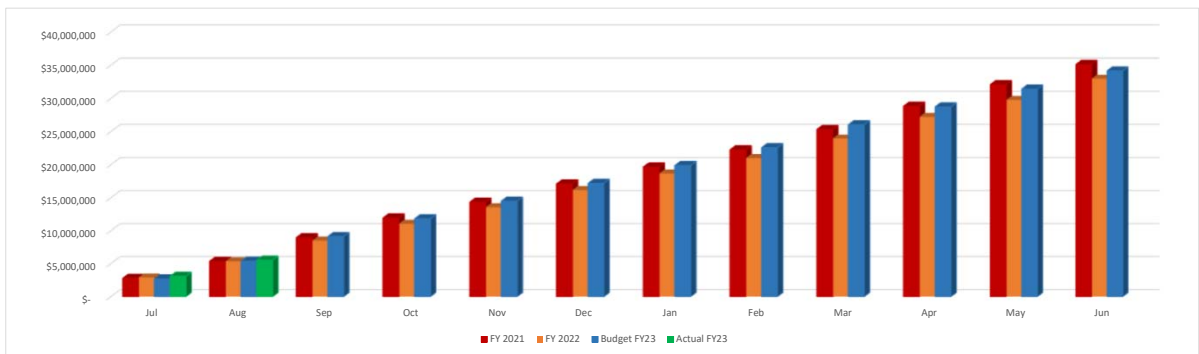
**Northeastern Local School District
General Fund & Related Fund Revenues
Variance Report August 31, 2022**

	Jul	Aug	Sep	Oct	Nov	Dec	Jan	Feb	Mar	Apr	May	Jun
FY 2021	\$ 5,194,217	\$ 9,568,488	\$ 11,964,072	\$ 14,705,155	\$ 15,965,971	\$ 17,052,623	\$ 19,702,896	\$ 24,459,635	\$ 30,053,768	\$ 32,675,817	\$ 34,824,488	\$ 36,346,600
FY 2022	\$ 2,652,528	\$ 10,175,588	\$ 11,221,882	\$ 13,669,624	\$ 14,679,243	\$ 15,682,818	\$ 19,869,726	\$ 23,968,155	\$ 29,303,450	\$ 31,625,291	\$ 33,381,455	\$ 34,266,586
Budget FY23	\$ 5,753,884	\$ 9,797,685	\$ 10,984,968	\$ 14,417,180	\$ 15,604,463	\$ 16,791,749	\$ 19,283,383	\$ 23,937,795	\$ 28,592,207	\$ 32,380,151	\$ 33,567,434	\$ 34,754,721
Actual FY23	\$ 5,213,669	\$ 9,834,379										



**Northeastern Local School District
General Fund & Related Fund Expenditures
Variance Report August 31, 2022**

	Jul	Aug	Sep	Oct	Nov	Dec	Jan	Feb	Mar	Apr	May	Jun
FY 2021	\$ 2,773,587	\$ 5,339,300	\$ 8,935,752	\$ 11,923,826	\$ 14,320,786	\$ 17,088,567	\$ 19,646,787	\$ 22,246,391	\$ 25,294,183	\$ 28,820,077	\$ 32,072,600	\$ 35,113,766
FY 2022	\$ 2,886,104	\$ 5,351,793	\$ 8,478,804	\$ 11,035,204	\$ 13,530,559	\$ 16,142,167	\$ 18,656,847	\$ 20,991,276	\$ 23,927,804	\$ 27,197,613	\$ 29,738,379	\$ 32,948,087
Budget FY23	\$ 2,688,115	\$ 5,376,237	\$ 9,106,248	\$ 11,794,370	\$ 14,482,492	\$ 17,170,614	\$ 19,878,736	\$ 22,566,858	\$ 26,026,869	\$ 28,714,991	\$ 31,403,113	\$ 34,141,235
Actual FY23	\$ 3,073,711	\$ 5,520,065										



NORTHEASTERN LOCAL SCHOOL DISTRICT
Northeastern Local School District - Spending Plan

Table with 7 columns: ODE Line Number, Monthly Estimate, Monthly Actual, Monthly Difference, FYTDEstimate, FYTDActual, FYTDDifference. Rows include various categories like General Property, Tangible Personal Property Tax, Income Tax, etc.

Notes

Revenues

1.01 and 1.02 Property Tax final settlement will occur in August; the August report shows tax collections are 158,320 (2.8%) below budget. Most of this should be recaptured in the Spring.

1.03 Income Tax – Reflects a \$196,054 over budget, this reflects a 12% increase over the same quarter as FY2022. The Income Tax reflect collections in April, May and June 2022. The income tax will need to be carefully evaluated with the economy.

1.035 and 1.04 Unrestricted Grant (Line 1.035 State Aid, Line 1.04 Restricted) in combination was over budget by \$42,644. With the Funding Formula we will wait to see that actual numbers, NELSD was not to receive less funding in FY22-23

Total Revenues are \$36,694 over budget or only 4/10%.

Expenditures

3.01 & 3.02 Wages and Benefits are 6% under budget.

3.03 Purchased Services are now under budget and we will watch these as we progress though FY2023. We will carefully watch the utility expenditure at the new Northeastern Pre-K 12 Building.

3.04 Supplies are over budget for annual expenditures. Purchased Services is mostly insurance, Edmentum, and MVECA software. Supplies are the curriculum update student supplies.

3.05 Capital Outlay –We are waiting on 4 buses, now expected in December

Total Expenditures are \$143,828 over budget or 2.7%. Watch as supplies accounts should become closer to budget

Summary – August Report reflects a good start to opening school and the fund balance is only \$107,000 lower than budgeted.

NORTHEASTERN LOCAL SCHOOL DISTRICT

Fund Report

Code	Fund Description	FY Beginning Balance	MTD Actual Receipts	FYTD Actual Receipts	MTD Expended	FYTD Expended	Current Balance	FY Encumbrances	FYTD Unencumbered
001	GENERAL	\$ 17,964,439.51	\$ 4,620,710.12	\$ 9,834,378.72	\$ 2,446,354.00	\$ 5,520,065.47	\$ 22,278,752.76	\$ 3,804,076.99	\$ 18,474,675.77
002	BOND RETIREMENT	1,276,053.76	1,629,520.31	1,642,929.91	24,580.96	24,884.32	2,894,099.35	3,904,275.00	(1,010,175.65)
003	PERMANENT IMPROVEMENT	1,412,878.87	112,665.42	188,381.03	25,261.77	64,883.22	1,536,376.68	348,192.62	1,188,184.06
004	BUILDING	7,946,839.92	4,569.41	6,716.58	251,220.26	659,102.71	7,294,453.79	2,823,610.01	4,470,843.78
006	FOOD SERVICE	859,053.02	3,809.59	4,339.66	46,238.44	92,176.15	771,216.53	425,756.70	345,459.83
007	SPECIAL TRUST	28,684.91	0.00	0.00	0.00	0.00	28,684.91	2,250.00	26,434.91
008	ENDOWMENT	10,068.70	0.00	0.00	0.00	0.00	10,068.70	0.00	10,068.70
010	CLASSROOM FACILITIES	24,337,965.07	618,020.22	2,019,601.20	2,445,660.88	4,750,723.84	21,606,842.43	19,697,063.46	1,909,778.97
018	PUBLIC SCHOOL SUPPORT	77,251.55	283.71	941.79	156.60	1,511.60	76,681.74	11,223.16	65,458.58
019	OTHER GRANT	26,661.09	59.11	1,036.22	716.00	1,687.00	26,010.31	4,573.00	21,437.31
020	SPECIAL ENTERPRISE FUND	190,691.19	0.00	0.00	6,912.52	13,825.03	176,866.16	9,150.00	167,716.16
022	DISTRICT CUSTODIAL	0.00	0.00	0.00	0.00	0.00	0.00	2,531.00	(2,531.00)
027	WORKMANS COMPENSATION-SELF INS	324,228.71	0.00	0.00	5,437.00	5,437.00	318,791.71	77,000.00	241,791.71
031	UNDERGROUND STORAGE TANK FUND	11,000.00	0.00	0.00	0.00	0.00	11,000.00	0.00	11,000.00
034	CLASSROOM FACILITIES MAINT.	945,231.26	67,762.36	112,199.08	1,655.01	1,675.32	1,055,755.02	0.00	1,055,755.02
200	STUDENT MANAGED ACTIVITY	184,265.02	9,427.48	18,361.52	7,647.80	16,776.36	185,850.18	6,977.41	178,872.77
300	DISTRICT MANAGED ACTIVITY	38,246.49	41,478.49	51,809.81	28,048.47	33,469.42	56,586.88	205,716.99	(149,130.11)
401	AUXILIARY SERVICES	27,806.04	82,797.66	82,799.33	30,692.78	55,913.46	54,691.91	4,206.52	50,485.39
451	DATA COMMUNICATION FUND	50,400.00	0.00	0.00	0.00	0.00	50,400.00	0.00	50,400.00
467	STUDENT WELLNESS AND SUCCESS FUND	526,506.12	0.00	0.00	0.00	0.00	526,506.12	0.00	526,506.12
499	MISCELLANEOUS STATE GRANT FUND	14,492.00	0.00	0.00	0.00	0.00	14,492.00	0.00	14,492.00
507	ELEMENTARY AND SECONDARY SCHOOL EMERGENCY RELIEF FUND	0.00	41,514.89	90,175.53	41,745.43	131,920.96	(41,745.43)	0.00	(41,745.43)
516	IDEA PART B GRANTS	0.00	42,976.95	119,245.70	34,318.30	172,301.16	(53,055.46)	1,561.95	(54,617.41)
536	TITLE I SCHOOL IMPROVEMENT A	0.00	0.00	0.00	0.00	369.00	(369.00)	0.00	(369.00)

NORTHEASTERN LOCAL SCHOOL DISTRICT

Fund Report

Code	Fund Description	FY Beginning Balance	MTD Actual Receipts	FYTD Actual Receipts	MTD Expended	FYTD Expended	Current Balance	FY Encumbrances	FYTD Unencumbered
572	TITLE I DISADVANTAGED CHILDREN	\$ 0.00	\$ 23,390.24	\$ 47,713.92	\$ 26,951.68	\$ 88,372.20	\$ (40,658.28)	\$ 868.43	\$ (41,526.71)
584	Title IV-Student Support	0.00	1,617.26	1,617.26	0.00	3,234.47	(1,617.21)	0.00	(1,617.21)
587	IDEA PRESCHOOL-HANDICAPPED	0.00	11,897.85	11,897.85	11,897.85	11,897.85	0.00	0.00	0.00
590	IMPROVING TEACHER QUALITY	0.00	130.75	8,022.27	2,680.82	13,467.00	(5,444.73)	0.00	(5,444.73)
Grand Total		\$ 56,252,763.23	\$ 7,312,631.82	\$ 14,242,167.38	\$ 5,438,176.57	\$ 11,663,693.54	\$ 58,831,237.07	\$ 31,329,033.24	\$ 27,502,203.83

Northeastern Local School District
General Accounts Reconciliation
For Month Ended August 2022

Bank Balance per Statement	\$	184,891.69
Money Market Account	\$	192,362.37
PaySchool Account	\$	2,765.05
Fern Tingley Trust Certificate of Deposit	\$	10,000.00
Star Ohio	\$	1,833,014.08
Star Ohio Building- Debt	\$	3,937,370.93
RedTree Investment	\$	20,589,131.12
RedTree Building	\$	31,701,839.65
Park State Building	\$	386,346.78
Total Reconciling Items	\$	<u>(6,484.60)</u>
	\$	<u>58,831,237.07</u>

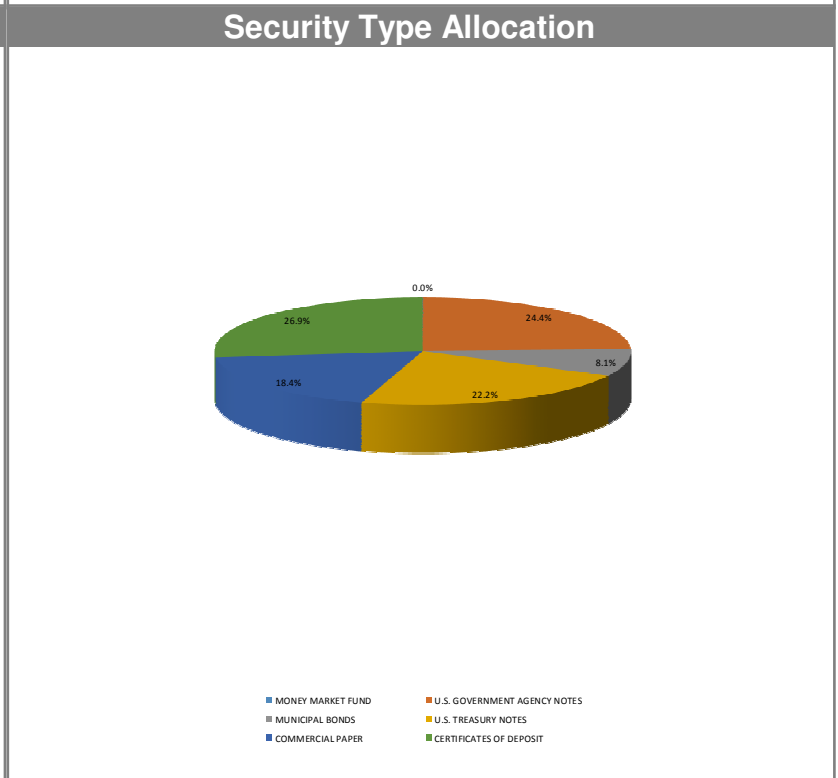
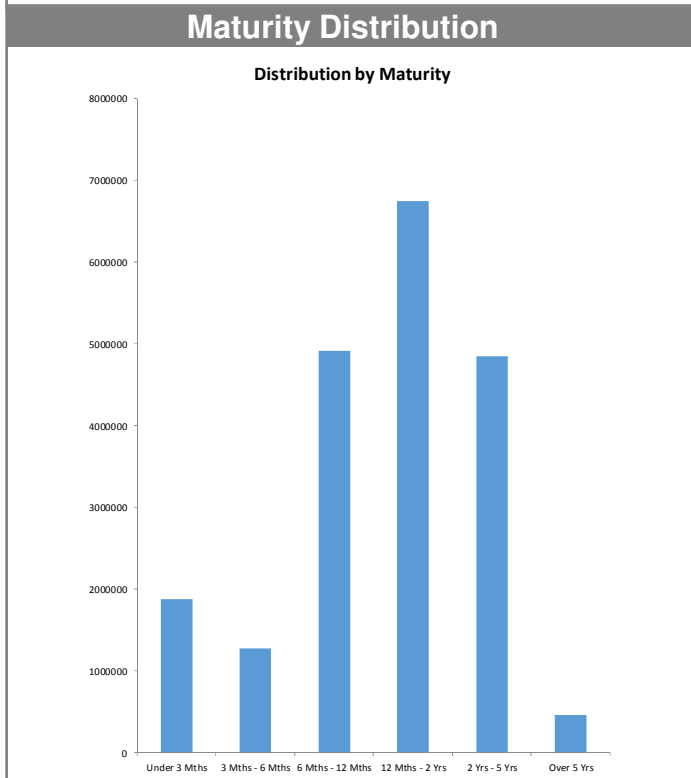
Cash Balance - General Fund	\$	22,278,752.76
Cash Balance - Debt Service (002)	\$	2,894,099.35
Cash Balance Building Funds (004 & 010)	\$	28,901,296.22
Cash Balance - Permanent Improvement (003)	\$	1,536,376.68
Cash Balance - Other	\$	<u>3,220,712.06</u>
	\$	<u>58,831,237.07</u>

Northeastern Local School District
Revenue & Expenditure Report (Northeastern and Kenton Ridge Pre-K -12 Buildings)
As of 8/31/2022

	Budget	Budget GMP	Fiscal Years 2018-2022	Month	Fiscal Year to Date	Project to Date
Revenue:						
Local Money (Debt)	\$ 61,452,457	\$ 61,452,457	\$ 61,452,457			\$ 61,452,457
Local Funded (Debt)	\$ 17,882,543	\$ 17,882,543	\$ 17,882,543			\$ 17,882,543
Debt Total	\$ 79,335,000	\$ 79,335,000	\$ 79,335,000			\$ 79,335,000
State Funding	\$ 40,968,961	\$ 40,968,961	\$ 30,360,259	\$ 602,025	\$ 1,996,073	\$ 32,356,332
Interest						\$ -
Fund 004			\$ 788,156	\$ 4,569	\$ 6,716	\$ 794,872
Fund 010 Local			\$ 2,778,064	\$ 13,887	\$ 20,349	\$ 2,798,413
Fund 010 State			\$ 40,553	\$ 2,108	\$ 3,179	\$ 43,732
Other Debt Premium	\$ -	\$ -	\$ 867,674	\$ -	\$ -	\$ 867,674
Total Revenues & Resources	\$ 120,303,961	\$ 120,303,961	\$ 114,169,706	\$ 622,589	\$ 2,026,317	\$ 116,196,023
By Fund						
Fund 004			\$ 18,670,699	\$ 4,569	\$ 6,716	\$ 18,677,415
Fund 010			\$ 95,499,007	\$ 618,020	\$ 2,019,601	\$ 97,518,608
						\$ 116,196,023
Expenditures:						
Building						
Northeastern PK-12	\$ 41,666,465	\$ 41,925,237	\$ 36,680,086	\$ 666,995	\$ 1,280,695	\$ 37,960,781
Kenton Ridge PK12	\$ 57,367,196	\$ 58,523,273	\$ 34,954,557	\$ 2,029,886	\$ 3,945,802	\$ 38,900,359
Architect & Professional Service		\$ 7,946,045	\$ 6,942,096	\$ -	\$ -	\$ 6,942,096
CMR -PreCon and Early Site		\$ 3,512,983	\$ 1,063,444			\$ 1,063,444
Land		\$ 1,069,869	\$ 1,069,869			\$ 1,069,869
Other cost	\$ 17,882,543	\$ 828,804	\$ 72,530			\$ 72,530
Abate and Demo	\$ 3,388,742	\$ 3,388,742				
Debt Payment from Sale			\$ 866,624			\$ 866,624
To Contingency	\$ -	\$ 964,678	\$ 235,696	\$ -	\$ -	\$ 235,696
	\$ 120,304,946	\$ 118,159,631	\$ 81,884,902	\$ 2,696,881	\$ 5,226,497	\$ 87,111,399
By Fund						
Fund 004			\$ 10,726,445	\$ 251,220	\$ 659,102	\$ 11,385,547
Fund 010			\$ 71,161,043	\$ 2,445,661	\$ 4,750,724	\$ 75,911,767
				\$ 2,696,881	\$ 5,409,826	
Fund Balance						
Fund 004			\$ 7,946,839		\$ 7,294,453	\$ 7,291,868
Fund 010			\$ 24,337,965		\$ 21,606,842	\$ 21,606,841
Total Fund Balance			\$ 32,284,804		\$ 28,901,295	\$ 28,898,709

Monthly Investment Summary
Northeastern Local School District
US Bank Custodian Acct Ending x70762
 August 31, 2022

Monthly Cash Flow Activity		Market Value Summary				
From 07-31-22 through 08-31-22						
Beginning Book Value	18,079,636.46	Security Type	Market Value	Pct. Assets	Avg Yield at Cost	Wght Avg Mat
Contributions	2,500,000.00	Money Market Fund				
Withdrawals	0.00	MONEY MARKET FUND	8,225.00	0.0	2.10	0.00
Prior Month Management Fees	-1,329.64	Fixed Income				
Realized Gains/Losses	0.00	MUNICIPAL BONDS	1,624,802.80	8.1	0.86	2.94
Gross Interest Earnings	10,824.30	U.S. GOVERNMENT AGENCY NOTES	4,898,317.34	24.3	1.15	2.24
Ending Book Value	20,589,131.12	U.S. TREASURY NOTES	4,450,488.85	22.1	1.82	1.35
		Accrued Interest	38,160.91	0.2		
		Commercial Paper				
		COMMERCIAL PAPER	3,682,446.45	18.3	2.40	0.42
		Certificate of Deposit				
		CERTIFICATES OF DEPOSIT	5,401,276.70	26.8	2.65	1.37
		Accrued Interest	16,896.74	0.1		
		TOTAL PORTFOLIO	20,120,614.80	100.0	1.91	1.53



Disclosures:

RedTree's internal accounting system is used as the source of the market value of this account. Although obtained from a source believed to be reliable, we cannot guarantee its accuracy. You should review all account statements provided by the custodian and compare with the statements provided by RedTree.

Questions? Call 888.596.2293 or email info@redtreeinv.com

Portfolio Holdings Report
Northeastern Local School District
US Bank Custodian Acct Ending x70762
 August 31, 2022

Quantity	Cusip	Security Description	Moody's	S&P	Cost Basis	Market Value	Yield at Cost	Wtd Maturity	Purchase Date
U.S. GOVERNMENT AGENCY NOTES									
250,000	3130ANDP2	Federal Home Ln Bank 0.250% Due 08-18-23	Aaa	AA+	250,000.00	241,525.97	0.25	0.95	08-18-21
305,000	3133EMHL9	Federal Farm Credit Bank 0.310% Due 11-30-23	Aaa	AA+	304,673.65	292,738.60	0.36	1.23	10-06-21
410,000	3133EMJQ6	Federal Farm Credit Bank 0.280% Due 12-08-23	Aaa	AA+	410,205.00	392,340.99	0.26	1.25	06-16-21
500,000	3130A0XE5	Federal Home Ln Bank 3.250% Due 03-08-24	Aaa	AA+	499,225.00	497,254.12	3.35	1.45	08-17-22
350,000	3130ALKS2	Federal Home Ln Bank 0.375% Due 03-15-24	Aaa	AA+	349,597.50	333,119.76	0.42	1.51	10-04-21
310,000	3130AMFP2	Federal Home Ln Bank 0.500% Due 08-27-24	Aaa	AA+	310,000.00	290,869.30	0.50	1.94	05-27-21
250,000	3130AKDS2	Federal Home Ln Bank 0.390% Due 10-28-24	Aaa	AA+	250,242.50	232,707.79	0.36	2.11	02-19-21
250,000	3130AMNR9	Federal Home Ln Bank 0.625% Due 11-27-24	Aaa	AA+	250,000.00	234,178.70	0.63	2.19	05-28-21
500,000	3130AP6F7	Federal Home Ln Bank 0.600% Due 01-07-25	Aaa	AA+	500,000.00	464,665.56	0.60	2.29	10-07-21
450,000	3133EMER9	Federal Farm Credit Bank 0.470% Due 01-27-25	Aaa	AA+	449,482.50	416,881.60	0.50	2.35	10-29-20
500,000	3134GWUG9	Federal Home Ln Mtg 0.570% Due 09-24-25	Aaa	AA+	500,000.00	455,750.86	0.57	2.98	09-24-20
235,000	3134GXHD9	Federal Home Ln Mtg 0.700% Due 12-23-25	Aaa	AA+	235,000.00	213,084.83	0.70	3.22	12-23-20
300,000	3133ENXS4	Federal Farm Credit Bank 3.375% Due 05-26-26	Aaa	AA+	300,000.00	294,601.41	3.37	3.44	05-26-22
250,000	3133ENF96	Federal Farm Credit Bank 3.960% Due 08-17-26	Aaa	AA+	250,000.00	248,694.18	3.96	3.63	08-17-22
200,000	3130ANMH0	Federal Home Ln Bank 1.100% Due 08-20-26	Aaa	AA+	200,000.00	181,472.73	1.10	3.82	08-20-21
120,000	3130ANNP1	Federal Home Ln Bank 1.100% Due 08-24-26	Aaa	AA+	120,000.00	108,430.92	1.10	3.83	08-30-21
	Accrued Interest					15,435.13			
					5,178,426.15	4,913,752.47	1.15	2.24	
MUNICIPAL BONDS									
190,000	071149FL7	Bath LSD, OH GO 1.000% Due 12-01-22	A1	AA	192,734.10	189,048.10	0.35	0.25	09-10-20
135,000	117529FD4	Bryan CSD, OH GO 1.000% Due 01-01-23	Aa3		136,560.60	134,117.10	0.48	0.33	10-05-20
145,000	071149FM5	Bath LSD, OH GO 1.000% Due 12-01-23	A1	AA	147,784.00	141,121.25	0.40	1.23	09-10-20
155,000	733845MS7	Port Clinton CSD, OH GO 0.000% Due 12-01-23		AA+	150,195.00	148,200.15	0.99	1.20	09-02-20
100,000	564283YW3	City of Mansfield, OH GO 5.000% Due 12-01-24	A2	AA	117,917.00	105,025.00	0.58	2.11	10-22-20
200,000	51280UCN5	Lakota LSD, OH GO 2.392% Due 12-01-26	Aa1	AA+	214,912.00	188,068.00	1.00	3.96	05-24-21
290,000	927620CV4	Violet Township, OH GO 0.989% Due 12-01-26	Aa2		290,000.00	257,288.00	0.99	4.08	08-25-21
100,000	915489B56	City of Upper Arlington, OH GO 1.098% Due 12-01-27		AAA	99,461.00	87,115.00	1.18	5.00	06-11-21
145,000	774829JC0	Rocky River CSD, OH GO 4.000% Due 12-01-27	Aa2		169,586.20	145,356.70	1.19	4.65	08-18-21
265,000	199492P86	City of Columbus, OH GO 1.215% Due 04-01-28	Aaa	AAA	265,000.00	229,463.50	1.21	5.27	02-17-21

Disclosures:

RedTree's internal accounting system is used as the source of the market value of this account. Although obtained from a source believed to be reliable, we cannot guarantee its accuracy. You should review all account statements provided by the custodian and compare with the statements provided by RedTree.

Questions? Call 888.596.2293 or email info@redtreeinv.com

Portfolio Holdings Report
Northeastern Local School District
US Bank Custodian Acct Ending x70762
 August 31, 2022

Quantity	Cusip	Security Description	Moody's	S&P	Cost Basis	Market Value	Yield at Cost	Wtd Maturity	Purchase Date
		Accrued Interest				7,291.59			
					1,784,149.90	1,632,094.39	0.86	2.94	
U.S. TREASURY NOTES									
640,000	91282CBX8	US Treasury Note 0.125% Due 04-30-23	Aaa	AA+	638,150.00	626,599.68	0.32	0.65	10-25-21
725,000	91282CCK5	US Treasury Note 0.125% Due 06-30-23	Aaa	AA+	722,875.97	705,600.45	0.27	0.82	06-30-21
500,000	91282CCN9	US Treasury Note 0.125% Due 07-31-23	Aaa	AA+	498,906.25	485,039.00	0.24	0.90	08-12-21
250,000	91282CDA6	US Treasury Note 0.250% Due 09-30-23	Aaa	AA+	249,718.08	241,582.00	0.31	1.06	09-30-21
475,000	9128285U0	US Treasury Note 2.625% Due 12-31-23	Aaa	AA+	471,845.71	470,064.27	3.08	1.29	06-30-22
500,000	91282CEG2	US Treasury Note 2.250% Due 03-31-24	Aaa	AA+	493,457.03	490,566.50	3.02	1.52	06-28-22
500,000	91282CEK3	US Treasury Note 2.500% Due 04-30-24	Aaa	AA+	493,398.44	492,285.00	3.30	1.60	08-12-22
400,000	91282CFG1	US Treasury Note 3.250% Due 08-31-24	Aaa	AA+	399,218.75	398,468.80	3.35	1.92	08-31-22
250,000	9128283V0	US Treasury Note 2.500% Due 01-31-25	Aaa	AA+	246,875.00	244,443.25	3.00	2.31	06-13-22
300,000	9128285J5	US Treasury Note 3.000% Due 10-31-25	Aaa	AA+	300,000.00	295,839.90	3.00	2.96	06-10-22
		Accrued Interest				15,434.19			
					4,514,445.23	4,465,923.05	1.82	1.35	
CERTIFICATES OF DEPOSIT									
247,000	227563AW3	Cross River Bank, NJ 1.900% Due 09-26-22			247,000.00	246,962.95	1.90	0.07	09-25-19
249,000	27002YES1	EagleBank, MD 1.850% Due 10-04-22			248,626.50	248,933.52	1.91	0.09	10-04-19
249,000	949495AA3	Wells Fargo Natl Bank West, NV 1.800% Due 12-13-22			248,502.00	248,462.41	1.88	0.28	12-13-19
249,000	20143PEC0	Commercial Bank, TN 1.700% Due 12-15-22			248,676.30	248,374.01	1.75	0.29	01-15-20
249,000	949763XV3	Wells Fargo Bank, SD 2.900% Due 02-27-23			248,626.50	249,052.04	2.96	0.48	02-27-19
249,000	20033AS23	Comenity Capital Bank, UT 2.850% Due 03-15-23			248,564.25	248,962.40	2.91	0.53	03-18-19
246,000	61760AYK9	Morgan Stanley Private Bank, NY 2.700% Due 04-11-23			245,803.20	245,678.48	2.72	0.60	04-23-19
249,000	06426KBC1	Bank of New England, NH 2.550% Due 05-23-23			248,526.90	248,247.77	2.61	0.71	05-23-19
246,000	38148P5F0	Goldman Sachs Bank USA, NY 3.050% Due 02-20-24			245,692.50	245,239.86	3.08	1.43	02-20-19
246,000	856285PG0	State Bank of India, NY 3.150% Due 02-28-24			245,508.00	245,568.27	3.20	1.45	03-01-19
249,000	538036KC7	Live Oak Banking Co, NC 1.650% Due 03-06-24			248,502.00	243,023.75	1.71	1.47	03-06-20
249,000	90348JJQ4	UBS Bank USA, UT 2.900% Due 04-03-24			248,352.60	247,486.58	2.97	1.53	04-03-19
249,000	58404DKK6	Medallion Bank, UT 0.350% Due 05-21-24			248,875.50	236,603.29	0.37	1.69	05-24-21
246,000	14042RLP4	Capital One, NA, Mclean, VA 2.650% Due 05-22-24			244,856.10	243,225.37	2.75	1.66	05-24-19
246,000	254673J72	Discover Bank, DE 3.100% Due 06-28-24			245,754.00	244,916.12	3.15	1.75	06-28-22

Disclosures:

RedTree's internal accounting system is used as the source of the market value of this account. Although obtained from a source believed to be reliable, we cannot guarantee its accuracy. You should review all account statements provided by the custodian and compare with the statements provided by RedTree.

Questions? Call 888.596.2293 or email info@redtreeinv.com

Portfolio Holdings Report
Northeastern Local School District
US Bank Custodian Acct Ending x70762
 August 31, 2022

Quantity	Cusip	Security Description	Moody's	S&P	Cost Basis	Market Value	Yield at Cost	Wtd Maturity	Purchase Date
246,000	02589AD41	American Express Nat'l Bank, UT 3.300% Due 07-01-24			245,754.00	245,773.19	3.35	1.76	06-29-22
245,000	02007GUN1	Ally Bank, UT 3.150% Due 07-08-24			244,632.50	244,094.23	3.23	1.78	07-07-22
245,000	795451BP7	Sallie Mae Bank, UT 3.300% Due 07-08-24			244,755.00	244,751.81	3.34	1.78	07-07-22
247,000	14042TBQ9	Capital One Bank USA, Glen Allen, VA 2.250% Due 08-07-24			246,506.00	241,812.26	2.29	1.87	08-07-19
246,000	05580AP24	BMW Bank of North America, UT 3.250% Due 08-12-24			245,754.00	245,405.91	3.30	1.87	08-12-22
245,000	87164YN67	Synchrony Bank, UT 3.350% Due 07-01-25			244,632.50	244,415.92	3.40	2.67	07-01-22
245,000	89235MNW7	Toyota Financial Savings Bank, NV 3.450% Due 08-18-27			244,387.50	244,286.56	3.50	4.52	08-18-22
	Accrued Interest					16,896.74			
					5,428,287.85	5,418,173.45	2.65	1.37	
COMMERCIAL PAPER									
1,130,000	89233HKX1	Toyota Motor Credit 0.000% Due 10-31-22	P-1	A-1+	1,123,389.50	1,124,979.41	0.78	0.17	02-03-22
250,000	17327BL29	Citigroup 0.000% Due 11-02-22	P-1	A-1	248,548.33	248,768.75	0.78	0.17	02-07-22
200,000	89233HM92	Toyota Motor Credit 0.000% Due 12-09-22	P-1	A-1+	197,780.00	198,323.80	1.50	0.28	03-14-22
250,000	17327BQ81	Citigroup 0.000% Due 03-08-23	P-1	A-1	244,756.67	245,082.00	3.71	0.51	08-12-22
250,000	13608BQD9	Canadian Imp Holdings 0.000% Due 03-13-23	P-1	A-1	243,887.50	244,958.50	3.34	0.53	06-16-22
250,000	78015DQD5	Royal Bank of Canada (RBC) 0.000% Due 03-13-23	P-1	A-1+	243,962.50	244,845.50	3.30	0.53	06-16-22
250,000	62479MQL0	MUFG Bank 0.000% Due 03-20-23	P-1	A-1	244,162.78	244,880.00	3.24	0.55	06-27-22
250,000	89119BQN9	TD USA 0.000% Due 03-22-23	P-1	A-1+	243,970.00	244,613.25	3.32	0.55	06-27-22
260,000	63873KRQ2	Natixis NY 0.000% Due 04-24-23	P-1	A-1	253,103.14	253,540.04	3.65	0.64	07-29-22
250,000	17327BS89	Citigroup 0.000% Due 05-08-23	P-1	A-1	242,994.79	243,420.00	3.86	0.68	08-12-22
400,000	46590ESA7	JP Morgan 0.000% Due 05-10-23	P-1	A-1	389,041.78	389,035.20	3.78	0.68	08-15-22
					3,675,596.99	3,682,446.45	2.40	0.42	
MONEY MARKET FUND									
	USBMMF	First American Treasury Obligations Fund			8,225.00	8,225.00	2.10		
TOTAL PORTFOLIO					20,589,131.12	20,120,614.80	1.91	1.53	

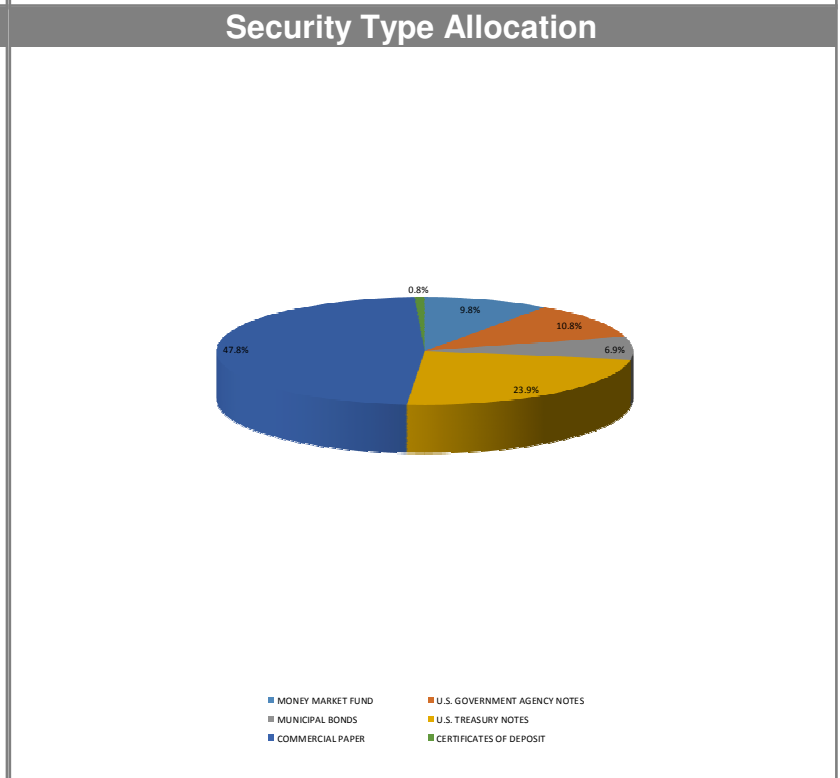
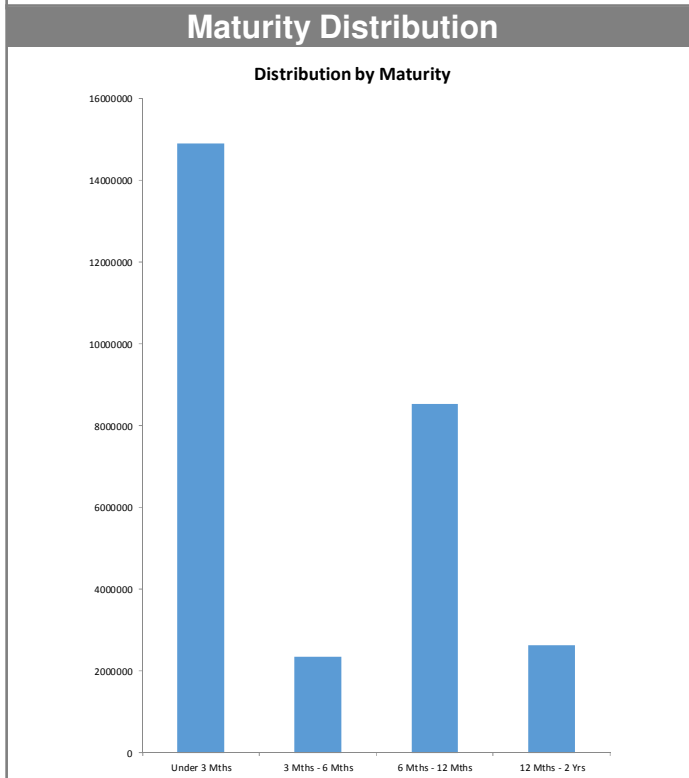
Disclosures:

RedTree's internal accounting system is used as the source of the market value of this account. Although obtained from a source believed to be reliable, we cannot guarantee its accuracy. You should review all account statements provided by the custodian and compare with the statements provided by RedTree.

Questions? Call 888.596.2293 or email info@redtreeinv.com

Monthly Investment Summary
Northeastern Local School District - 2018 Bond Proceeds
US Bank Custodian Acct Ending x99845
 August 31, 2022

Monthly Cash Flow Activity		Market Value Summary				
From 07-31-22 through 08-31-22						
Beginning Book Value	31,681,993.65	Security Type	Market Value	Pct. Assets	Avg Yield at Cost	Wght Avg Mat
Contributions	0.00	Money Market Fund				
Withdrawals	0.00	MONEY MARKET FUND	3,082,296.90	9.8	2.10	0.00
Prior Month Management Fees	-2,362.67	Fixed Income				
Realized Gains/Losses	0.00	MUNICIPAL BONDS	2,176,564.65	6.9	0.19	0.15
Gross Interest Earnings	22,208.67	U.S. GOVERNMENT AGENCY NOTES	3,399,152.87	10.8	0.26	0.85
Ending Book Value	31,701,839.65	U.S. TREASURY NOTES	7,504,320.81	23.8	0.41	0.72
		Accrued Interest	16,590.77	0.1		
		Commercial Paper				
		COMMERCIAL PAPER	15,052,538.25	47.8	1.88	0.18
		Certificate of Deposit				
		CERTIFICATES OF DEPOSIT	244,118.85	0.8	0.23	0.71
		Accrued Interest	143.26	0.0		
		TOTAL PORTFOLIO	31,475,726.36	100.0	1.25	0.36



Disclosures:

RedTree's internal accounting system is used as the source of the market value of this account. Although obtained from a source believed to be reliable, we cannot guarantee its accuracy. You should review all account statements provided by the custodian and compare with the statements provided by RedTree.

Questions? Call 888.596.2293 or email info@redtreeinv.com

Portfolio Holdings Report
Northeastern Local School District - 2018 Bond Proceeds
US Bank Custodian Acct Ending x99845
 August 31, 2022

Quantity	Cusip	Security Description	Moody's	S&P	Cost Basis	Market Value	Yield at Cost	Wtd Maturity	Purchase Date
U.S. GOVERNMENT AGENCY NOTES									
1,000,000	3133EMSS2	Federal Farm Credit Bank 0.125% Due 03-09-23	Aaa	AA+	999,180.00	983,849.55	0.17	0.52	05-13-21
1,500,000	3133EL3E2	Federal Farm Credit Bank 0.320% Due 08-10-23	Aaa	AA+	1,500,052.50	1,452,883.41	0.32	0.93	09-16-21
1,000,000	3133EMBQ4	Federal Farm Credit Bank 0.270% Due 10-05-23	Aaa	AA+	999,900.00	962,419.91	0.27	1.07	09-08-21
	Accrued Interest					1,972.22			
					3,499,132.50	3,401,125.09	0.26	0.85	
MUNICIPAL BONDS									
1,735,000	54930LTR6	Lucas County, OH GO 0.550% Due 10-14-22	MIG1	SP1+	1,741,055.15	1,729,777.65	0.20	0.12	10-14-21
450,000	680616X79	Olentangy LSD, OH GO 0.161% Due 12-01-22		AAA	450,000.00	446,787.00	0.16	0.25	10-13-21
	Accrued Interest					8,583.83			
					2,191,055.15	2,185,148.48	0.19	0.15	
U.S. TREASURY NOTES									
1,000,000	91282CBN0	US Treasury Note 0.125% Due 02-28-23	Aaa	AA+	998,750.00	984,844.00	0.20	0.49	06-22-21
950,000	91282CBU4	US Treasury Note 0.125% Due 03-31-23	Aaa	AA+	948,589.85	933,115.65	0.21	0.57	06-22-21
1,000,000	91282CBU4	US Treasury Note 0.125% Due 03-31-23	Aaa	AA+	998,906.25	982,227.00	0.20	0.57	09-30-21
1,500,000	91282CBX8	US Treasury Note 0.125% Due 04-30-23	Aaa	AA+	1,497,246.09	1,468,593.00	0.23	0.65	06-30-21
1,000,000	91282CCD1	US Treasury Note 0.125% Due 05-31-23	Aaa	AA+	999,101.56	976,250.00	0.17	0.74	08-06-21
500,000	9128284U1	US Treasury Note 2.625% Due 06-30-23	Aaa	AA+	497,871.10	497,207.00	3.05	0.81	06-17-22
1,720,000	91282CDA6	US Treasury Note 0.250% Due 09-30-23	Aaa	AA+	1,718,060.41	1,662,084.16	0.31	1.06	09-30-21
	Accrued Interest					6,034.72			
					7,658,525.26	7,510,355.53	0.41	0.72	
CERTIFICATES OF DEPOSIT									
249,000	27004PBQ5	Eaglemark Savings Bank, NV 0.200% Due 05-19-23			248,875.50	244,118.85	0.23	0.71	05-19-21
	Accrued Interest					143.26			
					248,875.50	244,262.11	0.23	0.71	
COMMERCIAL PAPER									
1,000,000	45685RJU2	ING US CP 0.000% Due 09-28-22	P-1	A-1	994,413.61	998,117.00	2.22	0.08	06-29-22
1,000,000	17327BK38	Citigroup 0.000% Due 10-03-22	P-1	A-1	996,128.06	997,604.00	0.53	0.09	01-13-22
1,000,000	85324UKB8	Standard Chartered Bank 0.000% Due 10-11-22	P-1	A-1	995,436.11	997,235.00	0.62	0.11	01-19-22
800,000	62479MKE2	MUFG Bank 0.000% Due 10-14-22	P-1	A-1	797,389.33	797,556.00	2.68	0.12	08-31-22
1,250,000	60689GKH8	Mizuho Securities 0.000% Due 10-17-22	P-1	A-1	1,239,736.46	1,245,858.75	2.53	0.13	06-21-22
2,000,000	63873KKM8	Natixis NY 0.000% Due 10-21-22	P-1	A-1	1,990,734.44	1,992,774.00	0.62	0.14	01-25-22
750,000	85324UKM4	Standard Chartered Bank 0.000% Due 10-21-22	P-1	A-1	746,370.83	747,346.50	0.65	0.14	01-26-22

Disclosures:

RedTree's internal accounting system is used as the source of the market value of this account. Although obtained from a source believed to be reliable, we cannot guarantee its accuracy. You should review all account statements provided by the custodian and compare with the statements provided by RedTree.

Questions? Call 888.596.2293 or email info@redtreeinv.com

Portfolio Holdings Report
Northeastern Local School District - 2018 Bond Proceeds
US Bank Custodian Acct Ending x99845
 August 31, 2022

Quantity	Cusip	Security Description	Moody's	S&P	Cost Basis	Market Value	Yield at Cost	Wtd Maturity	Purchase Date
1,000,000	60689GKT2	Mizuho Securities 0.000% Due 10-27-22	P-1	A-1	991,583.33	995,808.00	2.55	0.16	06-29-22
1,500,000	89233HKU7	Toyota Motor Credit 0.000% Due 10-28-22	P-1	A-1+	1,491,562.50	1,493,718.00	0.75	0.16	01-31-22
1,900,000	53943SKX4	Lloyds Bank 0.000% Due 10-31-22	P-1	A-1	1,891,082.14	1,891,336.00	2.78	0.17	08-31-22
500,000	83369CKX1	Societe Generale 0.000% Due 10-31-22	P-1	A-1	497,161.11	497,798.50	2.82	0.17	08-19-22
500,000	06369MLN1	Bank of Montreal 0.000% Due 11-22-22	P-1	A-1	493,941.11	496,723.50	2.91	0.23	06-23-22
930,000	62479MMC4	MUFG Bank 0.000% Due 12-12-22	P-1	A-1	920,149.75	921,676.50	3.13	0.28	08-11-22
500,000	62479MQL0	MUFG Bank 0.000% Due 03-20-23	P-1	A-1	488,325.56	489,760.00	3.24	0.55	06-27-22
500,000	89119BQN9	TD USA 0.000% Due 03-22-23	P-1	A-1+	487,940.00	489,226.50	3.32	0.55	06-27-22
					15,021,954.34	15,052,538.25	1.88	0.18	
MONEY MARKET FUND									
	USBMMF	First American Treasury Obligations Fund			3,082,296.90	3,082,296.90	2.10		
TOTAL PORTFOLIO					31,701,839.65	31,475,726.36	1.25	0.36	

Disclosures:

RedTree's internal accounting system is used as the source of the market value of this account. Although obtained from a source believed to be reliable, we cannot guarantee its accuracy. You should review all account statements provided by the custodian and compare with the statements provided by RedTree.

Questions? Call 888.596.2293 or email info@redtreeinv.com