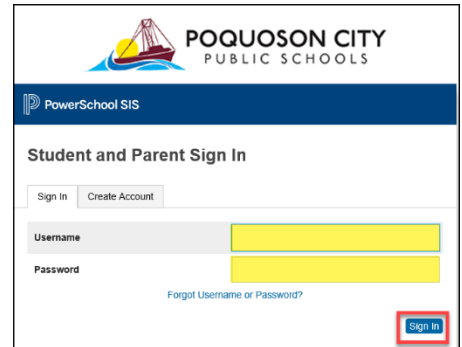
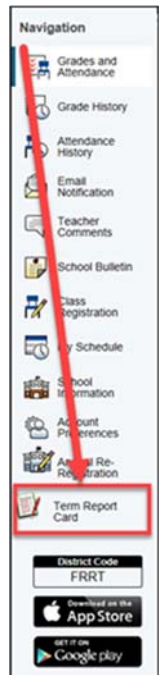


# PowerSchool Parent Portal: Accessing and Printing Term Report Card

1. Navigate to <https://ps.poquoson.org/public> and login to our PowerSchool parent portal using your existing credentials.



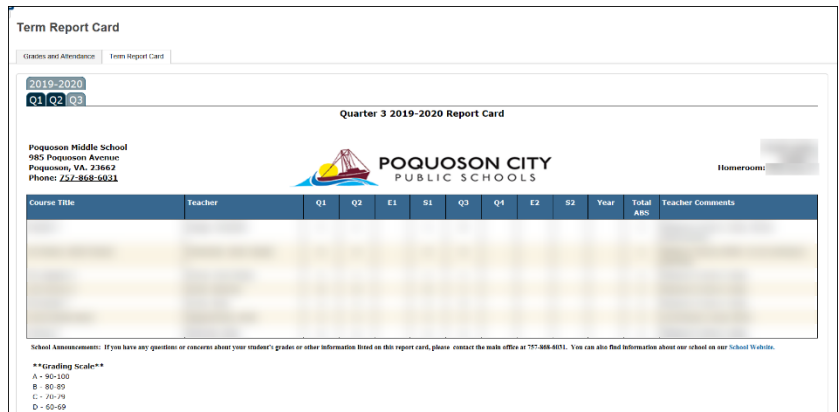
2. In the left Navigation pane of the site, click on **Term Report Card**.



3. In the Term Report Card window, make sure the current quarter is selected.



4. Your **Term Report Card** will be displayed on the screen.



5. To print your report card, click on the **printer icon** in the upper right of the screen.



6. Follow the print options in your browser for your printer.

Term Report Card - Print

Printer  
HP LaserJet P1005

Let the app change my printing preferences

Orientation  
Landscape

Copies  
1

Pages  
All pages

Scale  
Shrink to fit

Margins  
Normal

Headers and footers  
Off

[More settings](#)

Print Cancel

1 / 1

Quarter 3 2019-2020 Report Card

Popoison Middle School  
983 Popoison Avenue  
Popoison, VA, 23662  
Phone: 757-868-6031

POPOISON CITY  
PUBLIC SCHOOLS

Homeroom

Course Title	Teacher	Q1	Q2	E1	S1	Q3	Q4	E2	S2	Year	Total	Teacher Comments

School Assessments: If you have any questions or concerns about your student's grades or other information based on this report card, please contact the main office at 757-868-6031. You can also find information about our school on our [School Website](#).

**\*\*Grading Scale\*\***  
A - 90-100  
B - 80-89  
C - 70-79  
D - 60-69  
F - Below 60  
I - Incomplete

