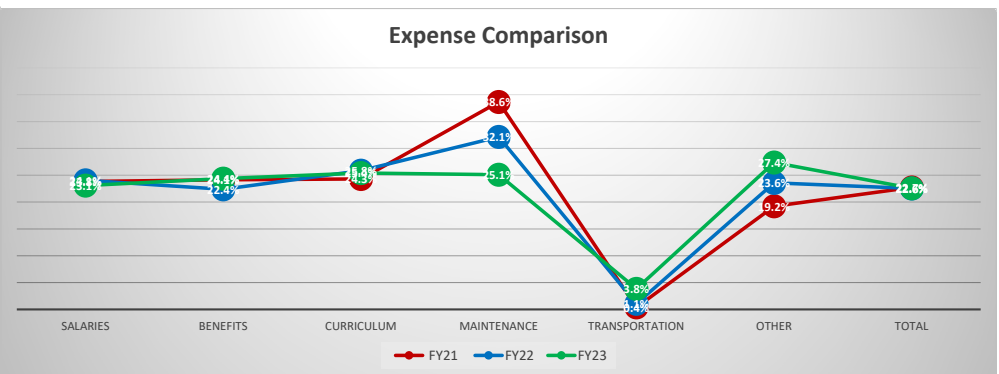
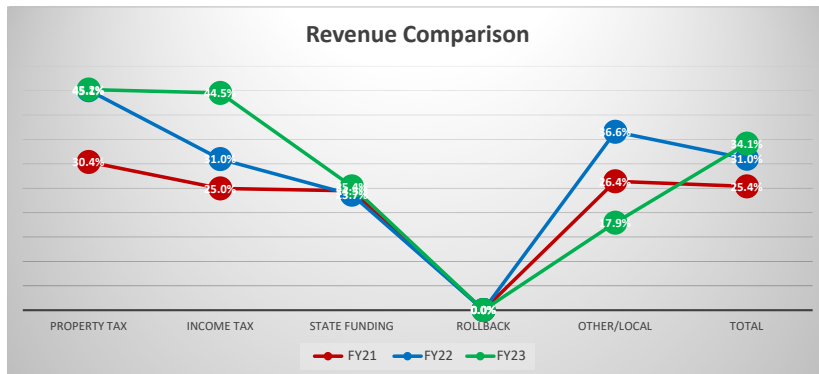




Valley View Local Schools
Fiscal Year 2023 Financial Breakdown - September

REVENUE	CURRENT - Fiscal Year 2023				Fiscal Year 2022 Comparison			Fiscal Year 2021 Comparison			Notes
	Projection	Actual	%	Remaining	To-Date	Total FY	%	To-Date	Total FY	%	
Property Tax	5,941,616	2,686,783	45.2%	3,254,833	2,716,366	6,024,741	45.1%	1,781,526	5,864,666	30.4%	
Income Tax	5,235,189	2,330,525	44.5%	2,904,664	1,698,446	5,482,619	31.0%	990,601	3,967,228	25.0%	
State Funding	9,027,469	2,289,856	25.4%	6,737,613	2,136,605	9,028,917	23.7%	2,218,046	9,060,622	24.5%	
Rollback	802,550	307	0.0%	802,243	307	807,537	0.0%	375	814,922	0.0%	
Other/Local	869,642	156,081	17.9%	713,561	460,982	1,260,871	36.6%	249,715	944,835	26.4%	
Total	21,876,466	7,463,553	34.1%	14,412,913	7,012,707	22,604,686	31.0%	5,240,263	20,652,273	25.4%	

EXPENSE	CURRENT - Fiscal Year 2023				Fiscal Year 2022 Comparison			Fiscal Year 2021 Comparison			Notes
	Projection	Actual	%	Remaining	To-Date	Total FY	%	To-Date	Total FY	%	
Salaries	11,091,335	2,560,049	23.1%	8,531,286	2,584,422	10,741,804	24.1%	2,399,754	10,063,450	23.8%	
Benefits	4,503,761	1,097,639	24.4%	3,406,122	936,444	4,184,617	22.4%	959,537	3,975,559	24.1%	
Curriculum	2,402,021	610,715	25.4%	1,791,306	512,334	1,982,400	25.8%	592,069	2,436,033	24.3%	
Maintenance	607,838	152,539	25.1%	455,299	174,118	541,740	32.1%	212,578	550,067	38.6%	
Transportation	1,414,735	54,374	3.8%	1,360,361	13,863	1,308,248	1.1%	4,609	1,183,776	0.4%	
Other	846,824	231,702	27.4%	615,122	215,540	914,082	23.6%	169,839	884,019	19.2%	
Total	20,866,514	4,707,017	22.6%	16,159,497	4,436,721	19,672,891	22.6%	4,338,386	19,092,905	22.7%	





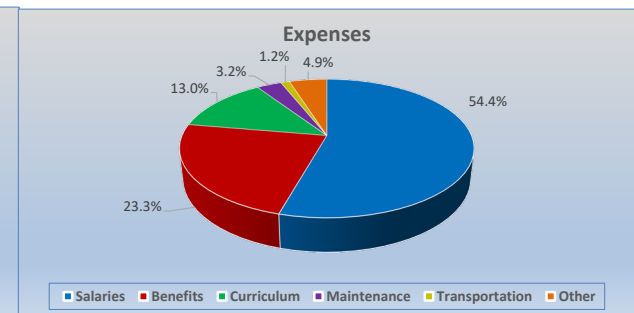
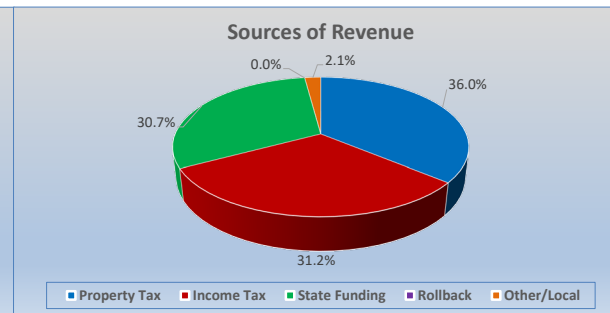
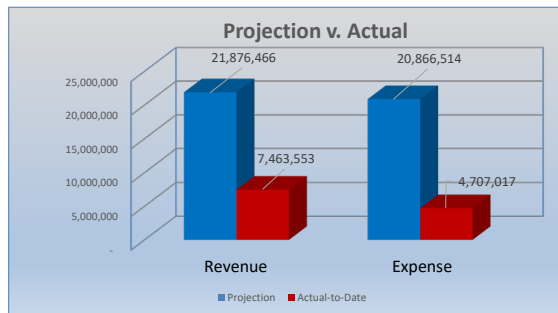
Valley View Local Schools Financial Summary

REVENUE	July	August	September	October	November	December	January	February	March	April	May	June	Projected
FY23	4,917,134	873,071	1,673,348										
	4,917,134	5,790,205	7,463,553										21,876,466
FY22	4,442,492	787,767	1,782,448	1,944,995	1,125,105	723,470	2,822,885	2,564,965	777,532	3,565,481	1,285,193	782,354	
	4,442,492	5,230,259	7,012,707	8,957,702	10,082,807	10,806,277	13,629,161	16,194,126	16,971,658	20,537,139	21,822,332	22,604,686	20,897,756
FY21	2,119,691	2,165,643	954,929	1,765,708	1,888,486	958,347	1,608,580	2,857,827	1,010,263	1,936,743	2,349,799	1,036,256	
	2,119,691	4,285,334	5,240,263	7,005,971	8,894,457	9,852,804	11,461,384	14,319,211	15,329,474	17,266,217	19,616,016	20,652,272	19,497,996
FY20	3,874,762	891,257	1,827,592	2,071,170	804,713	798,975	1,757,339	2,879,294	1,072,802	2,677,642	754,577	922,407	
	3,874,762	4,766,019	6,593,611	8,664,781	9,469,495	10,268,470	12,025,809	14,905,103	15,977,905	18,655,547	19,410,124	20,332,531	20,353,001

EXPENSE	July	August	September	October	November	December	January	February	March	April	May	June	Projected
FY23	1,508,074	1,525,572	1,673,371										
	1,508,074	3,033,646	4,707,017										20,866,515
FY22	1,591,653	1,389,498	1,455,570	1,503,545	1,649,164	1,604,339	1,898,670	1,535,370	1,582,442	1,858,215	1,809,964	1,794,459	
	1,591,653	2,981,150	4,436,721	5,940,266	7,589,430	9,193,769	11,092,440	12,627,810	14,210,252	16,068,468	17,878,432	19,672,891	19,918,814
FY21	1,443,091	1,418,448	1,476,848	1,592,118	1,594,004	1,497,146	1,715,265	1,589,018	1,485,822	1,779,792	1,680,215	1,821,139	
	1,443,091	2,861,539	4,338,386	5,930,505	7,524,508	9,021,654	10,736,920	12,325,937	13,811,759	15,591,551	17,271,766	19,092,905	20,682,917
FY20	1,456,365	1,556,554	1,598,661	1,579,354	1,646,252	1,766,287	1,711,347	1,745,469	1,620,412	1,544,826	1,584,665	1,559,812	
	1,456,365	3,012,919	4,611,579	6,190,933	7,837,185	9,603,473	11,314,820	13,060,289	14,680,701	16,225,526	17,810,191	19,370,004	20,803,682

Cash	July	August	September	October	November	December	January	February	March	April	May	June	Projected
*FY23	13,234,705	12,582,203	12,582,180										11,006,015
												FY22 Ending Cash	9,825,644

*PI Cash 1,515,037 1,501,490 1,594,129





Fiscal Year 2023

	July	August	September	Quarter 1	October	November	December	Quarter 2	January	February	March	Quarter 3	April	May	June	Quarter 4	Fiscal End	2023 Fiscal End	2024 Fiscal End	2025 Fiscal End
Revenue																				
Plan	3,707,978	814,793	2,014,249	6,537,020	2,082,280	1,297,627	849,962	10,766,889	1,982,074	2,816,564	955,397	16,520,924	3,248,983	1,392,079	714,480	21,876,466	21,876,466	21,876,466	21,997,064	22,170,748
Actual	4,917,134	873,071	1,673,348	7,463,553				11,693,422				17,447,457				22,802,999	22,802,999	22,802,999		
Variance over/(under)	1,209,156	58,278	(340,901)	926,533				926,533				926,533				926,533	926,533	926,533		
Previous Year	4,442,492	787,767	1,782,448	7,012,707	1,944,995	1,125,105	723,470	10,806,277	2,822,885	2,564,965	777,532	16,971,658	3,565,481	1,285,193	782,354	22,604,686	22,604,686			
Property Taxes																				
Plan	1,247,150	-	1,151,215	2,398,365	-	214,406	-	2,612,771	84,056	1,996,321	21,014	4,714,162	761,021	466,433	-	5,941,616	5,941,616	5,941,616	5,962,455	6,035,704
Actual	1,796,543	578	889,663	2,686,783				2,901,189				5,002,580				6,230,034	6,230,034	6,230,034		
Variance over/(under)	549,393	578	(261,552)	288,418				288,418				288,418				288,418	288,418	288,418		
Previous Year	1,671,938	762	1,043,666	2,716,366	-	-	566	2,716,933	70,450	1,890,983	3,786	4,682,151	1,342,591	-	-	6,024,741	6,024,741			
State Funding																				
Plan	753,862	776,706	753,861	2,284,429	728,346	773,867	773,867	4,560,509	797,872	797,872	750,939	6,907,192	742,097	720,894	657,286	9,027,469	9,027,469	9,027,469	9,069,764	9,112,271
Actual	744,582	801,817	743,458	2,289,856				4,565,936				6,912,619				9,032,896	9,032,896	9,032,896		
Variance over/(under)	(9,280)	25,111	(10,403)	5,427				5,427				5,427				5,427	5,427	5,427		
Previous Year	694,179	746,413	696,013	2,136,605	694,179	689,532	694,189	4,214,506	1,550,205	655,951	644,161	7,064,823	643,283	666,751	654,061	9,028,917	9,028,917			
Rollback																				
Plan	-	-	353	353	156,319	266,165	-	422,837	-	-	-	422,837	265,799	113,914	-	802,550	802,550	802,550	807,662	812,715
Actual	-	-	307	307				422,791				422,791				802,504	802,504	802,504		
Variance over/(under)	-	-	(46)	(46)				(46)				(46)				(46)	(46)	(46)		
Previous Year	-	-	307	307	-	404,083	-	404,390	-	-	-	404,390	307	402,840	-	807,537	807,537			
Income Tax																				
Plan	1,581,823	-	-	1,581,823	1,111,237	-	-	2,693,060	1,082,249	-	-	3,775,309	1,459,880	-	-	5,235,189	5,235,189	5,235,189	5,287,541	5,340,416
Actual	2,330,525	-	-	2,330,525				3,441,762				4,524,011				5,983,891	5,983,891	5,983,891		
Variance over/(under)	748,702	-	-	748,702				(251,297)				748,702				748,702	748,702	748,702		
Previous Year	1,698,446	-	-	1,698,446	1,046,433	-	-	2,744,879	1,179,589	-	-	3,924,468	1,558,152	-	-	5,482,619	5,482,619			
Local/Other																				
Plan	125,143	38,087	108,820	272,050	86,378	43,189	76,095	477,712	17,897	22,371	183,444	701,424	20,186	90,838	57,194	869,642	869,642	869,642	869,642	869,642
Actual	45,484	70,677	39,920	156,081				361,743				585,455				753,673	753,673	753,673		
Variance over/(under)	(79,659)	32,590	(68,900)	(115,969)				(115,969)				(115,969)				(115,969)	(115,969)	(115,969)		
Previous Year	377,929	40,592	42,461	460,982	204,383	31,490	28,714	725,569	22,641	18,032	129,585	895,827	21,148	215,603	128,293	1,260,871	1,260,871			
Expense																				
Plan	1,548,125	1,585,624	1,606,602	4,740,351	1,699,714	1,715,038	1,735,894	9,890,997	1,953,696	1,711,563	1,631,467	15,187,723	1,925,298	1,872,661	1,880,833	20,866,515	20,866,515	20,866,515	21,779,840	23,095,273
Actual	1,508,074	1,525,572	1,673,371	4,707,017				9,857,663				15,154,389				20,833,181	20,833,181	20,833,181		
Variance over/(under)	(40,051)	(60,052)	66,769	(33,334)				(33,334)				(33,334)				(33,334)	(33,334)	(33,334)		
Previous Year	1,591,653	1,389,498	1,455,570	4,436,721	1,503,545	1,649,164	1,604,339	9,193,769	1,898,670	1,535,370	1,582,442	14,210,252	1,858,215	1,809,964	1,794,459	19,672,891	19,672,891			
Wages																				
Plan	887,231	861,136	861,136	2,609,503	907,999	963,028	880,483	5,361,013	960,132	960,132	903,654	8,184,931	959,114	930,049	1,017,241	11,091,335	11,091,335	11,091,335	11,558,380	12,100,539
Actual	835,093	844,058	880,899	2,560,049				5,311,559				8,135,477				11,041,881	11,041,881	11,041,881		
Variance over/(under)	(52,138)	(17,078)	19,763	(49,454)				(49,454)				(49,454)				(49,454)	(49,454)	(49,454)		
Previous Year	959,321	797,874	827,227	2,584,422	855,219	976,571	861,408	5,277,619	889,785	879,665	940,141	7,987,211	871,721	862,722	1,020,150	10,741,804	10,741,804			
Benefits																				
Plan	354,320	365,057	354,320	1,073,697	354,965	354,965	365,722	2,149,349	568,435	361,731	361,730	3,441,245	350,630	361,256	350,630	4,503,761	4,503,761	4,503,761	4,763,517	5,049,738
Actual	367,868	346,718	383,052	1,097,639				2,173,291				3,465,187				4,527,703	4,527,703	4,527,703		
Variance over/(under)	13,548	(18,339)	28,732	23,942				23,942				23,942				23,942	23,942	23,942		
Previous Year	300,726	318,604	317,113	936,444	310,742	318,413	358,600	1,924,199	573,746	337,877	332,880	3,168,701	332,191	342,376	341,350	4,184,617	4,184,617			
Educational Support																				
Plan	306,574	359,431	391,146	1,057,151	436,750	397,045	489,689	2,380,635	425,129	389,700	366,083	3,561,547	615,554	581,356	512,962	5,271,419	5,271,419	5,271,419	5,457,943	5,944,996
Actual	305,113	334,797	409,420	1,049,329				2,372,813				3,553,725				5,263,597	5,263,597	5,263,597		
Variance over/(under)	(1,461)	(24,634)	18,274	(7,822)				(7,822)				(7,822)				(7,822)	(7,822)	(7,822)		
Previous Year	331,605	273,019	311,230	915,855	337,585	354,181	384,331	1,991,951	435,140	317,828	309,422	3,054,340	654,303	604,866	432,959	4,746,469	4,746,469			