

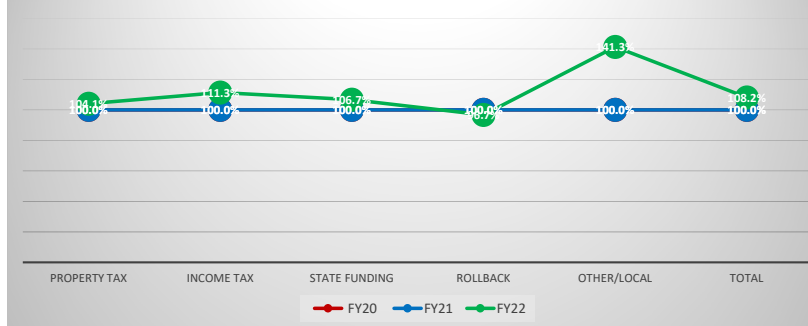


Valley View Local Schools  
Fiscal Year 2022 Financial Breakdown - June

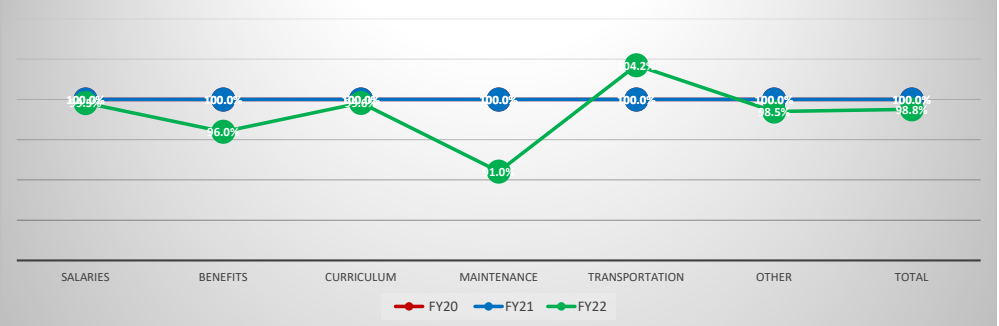
REVENUE	CURRENT - Fiscal Year 2022				Fiscal Year 2021 Comparison			Fiscal Year 2020 Comparison			Notes
	Projection	Actual	%	Remaining	To-Date	Total FY	%	To-Date	Total FY	%	
Property Tax	5,788,386	6,024,741	104.1%	(236,355)	5,864,666	5,864,666	100.0%	5,907,540	5,907,540	100.0%	
Income Tax	4,924,188	5,482,619	111.3%	(558,432)	3,967,228	3,967,228	100.0%	3,820,420	3,820,420	100.0%	
State Funding	8,458,093	9,028,917	106.7%	(570,824)	9,060,622	9,060,622	100.0%	8,836,372	8,836,372	100.0%	
Rollback	834,855	807,537	96.7%	27,318	814,922	814,922	100.0%	820,295	820,295	100.0%	
Other/Local	892,234	1,260,871	141.3%	(368,637)	944,835	944,835	100.0%	947,904	947,904	100.0%	
<b>Total</b>	<b>20,897,756</b>	<b>22,604,686</b>	<b>108.2%</b>	<b>(1,706,930)</b>	<b>20,652,272</b>	<b>20,652,273</b>	<b>100.0%</b>	<b>20,332,531</b>	<b>20,332,531</b>	<b>100.0%</b>	

EXPENSE	CURRENT - Fiscal Year 2022				Fiscal Year 2021 Comparison			Fiscal Year 2020 Comparison			Notes
	Projection	Actual	%	Remaining	To-Date	Total FY	%	To-Date	Total FY	%	
Salaries	10,790,440	10,741,804	99.5%	48,636	10,063,450	10,063,450	100.0%	10,380,422	10,380,422	100.0%	
Benefits	4,359,649	4,184,617	96.0%	175,031	3,975,559	3,975,559	100.0%	3,966,327	3,966,327	100.0%	
Curriculum	1,990,726	1,982,400	99.6%	8,326	2,436,033	2,436,033	100.0%	2,540,268	2,540,268	100.0%	
Maintenance	595,000	541,740	91.0%	53,260	550,067	550,067	100.0%	569,048	569,048	100.0%	
Transportation	1,255,000	1,308,248	104.2%	(53,248)	1,183,776	1,183,776	100.0%	1,210,062	1,210,062	100.0%	
Other	928,000	914,082	98.5%	13,918	884,019	884,019	100.0%	703,876	703,876	100.0%	
<b>Total</b>	<b>19,918,814</b>	<b>19,672,891</b>	<b>98.8%</b>	<b>245,923</b>	<b>19,092,905</b>	<b>19,092,905</b>	<b>100.0%</b>	<b>19,370,004</b>	<b>19,370,004</b>	<b>100.0%</b>	

Revenue Comparison



Expense Comparison



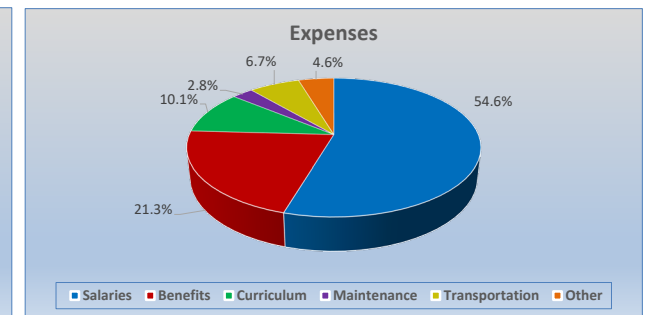
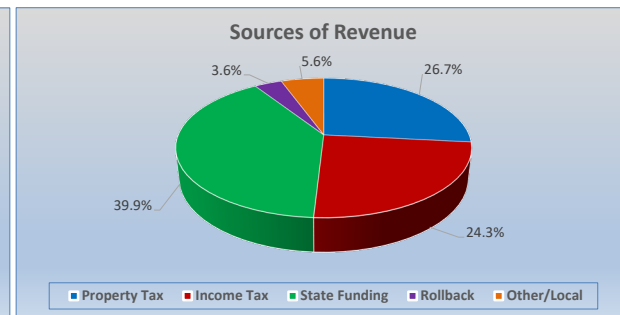
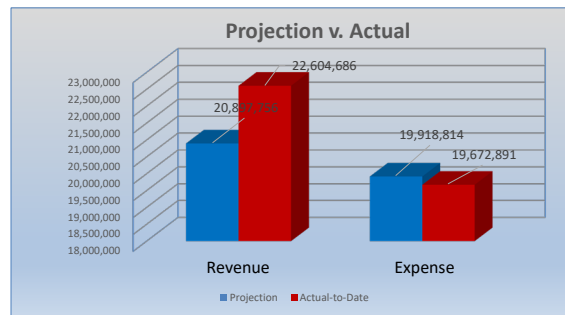


## Valley View Local Schools Financial Summary

REVENUE	July	August	September	October	November	December	January	February	March	April	May	June	Projected
FY22	4,442,492	787,767	1,782,448	1,944,995	1,125,105	723,470	2,822,885	2,564,965	777,532	3,565,481	1,285,193	782,354	
	4,442,492	5,230,259	7,012,707	8,957,702	10,082,807	10,806,277	13,629,161	16,194,126	16,971,658	20,537,139	21,822,332	22,604,686	20,897,756
FY21	2,119,691	2,165,643	954,929	1,765,708	1,888,486	958,347	1,608,580	2,857,827	1,010,263	1,936,743	2,349,799	1,036,256	
	2,119,691	4,285,334	5,240,263	7,005,971	8,894,457	9,852,804	11,461,384	14,319,211	15,329,474	17,266,217	19,616,016	20,652,272	19,497,996
FY20	3,874,762	891,257	1,827,592	2,071,170	804,713	798,975	1,757,339	2,879,294	1,072,802	2,677,642	754,577	922,407	
	3,874,762	4,766,019	6,593,611	8,664,781	9,469,495	10,268,470	12,025,809	14,905,103	15,977,905	18,655,547	19,410,124	20,332,531	20,353,001
FY19	3,814,742	981,230	1,718,386	1,966,688	788,578	762,836	1,620,311	2,544,806	783,998	3,144,280	1,182,808	902,281	
	3,814,742	4,795,973	6,514,359	8,481,047	9,269,624	10,032,461	11,652,771	14,197,578	14,981,576	18,125,856	19,308,664	20,210,945	19,987,199

EXPENSE	July	August	September	October	November	December	January	February	March	April	May	June	Projected
FY22	1,591,653	1,389,498	1,455,570	1,503,545	1,649,164	1,604,339	1,898,670	1,535,370	1,582,442	1,858,215	1,809,964	1,794,459	
	1,591,653	2,981,150	4,436,721	5,940,266	7,589,430	9,193,769	11,092,440	12,627,810	14,210,252	16,068,468	17,878,432	19,672,891	19,918,814
FY21	1,443,091	1,418,448	1,476,848	1,592,118	1,594,004	1,497,146	1,715,265	1,589,018	1,485,822	1,779,792	1,680,215	1,821,139	
	1,443,091	2,861,539	4,338,386	5,930,505	7,524,508	9,021,654	10,736,920	12,325,937	13,811,759	15,591,551	17,271,766	19,092,905	20,682,917
FY20	1,456,365	1,556,554	1,598,661	1,579,354	1,646,252	1,766,287	1,711,347	1,745,469	1,620,412	1,544,826	1,584,665	1,559,812	
	1,456,365	3,012,919	4,611,579	6,190,933	7,837,185	9,603,473	11,314,820	13,060,289	14,680,701	16,225,526	17,810,191	19,370,004	20,803,682
FY19	1,713,066	1,564,958	1,595,193	1,736,668	1,769,989	1,635,886	1,731,473	1,653,977	1,695,941	1,643,358	1,686,399	1,652,297	
	1,713,066	3,278,024	4,873,217	6,609,886	8,379,875	10,015,761	11,747,234	13,401,211	15,097,152	16,740,510	18,426,910	20,079,206	21,122,144

Cash	July	August	September	October	November	December	January	February	March	April	May	June	Projected
*FY22	9,744,688	9,142,958	9,469,835	9,911,285	9,387,226	8,506,356	9,430,571	10,460,166	9,655,256	11,362,521	10,837,749	9,825,644	7,872,791
												FY21 Ending Cash	6,893,849
*PI Cash	842,695	814,281	885,916	851,199	918,023	869,203	859,381	1,139,509	1,065,874	1,222,733	1,285,677	1,233,344	





## Fiscal Year 2022

																		2022	2023	2024
																		Fiscal End	Fiscal End	Fiscal End
	July	August	September	Quarter 1	October	November	December	Quarter 2	January	February	March	Quarter 3	April	May	June	Quarter 4	Fiscal End	Fiscal End	Fiscal End	
<b>Revenue</b>																				
Plan	4,195,000	890,000	1,145,000	6,230,000	2,345,000	1,165,000	745,000	10,485,000	1,765,000	2,750,000	1,495,000	16,495,000	2,507,574	1,182,948	712,234	20,897,756	20,897,756	20,897,756	21,479,420	
Actual	4,442,492	787,767	1,782,448	7,012,707	1,944,995	1,125,105	723,470	10,806,277	2,822,885	2,564,965	777,532	16,971,658	3,565,481	1,285,193	782,354	22,604,686	22,604,686	22,604,686	22,604,686	
Variance over/(under)	247,492	(102,233)	637,448	782,707	(400,005)	(39,895)	(21,530)	321,277	1,057,885	(185,035)	(717,468)	476,658	1,057,907	102,245	70,120	1,706,930	1,706,930	1,706,930	1,706,930	
Previous Year	2,119,691	2,165,643	954,929	5,240,263	1,765,708	1,888,486	958,347	9,852,804	1,608,580	2,857,827	1,010,263	15,329,474	1,936,743	2,349,799	1,036,256	20,652,272	20,652,272	20,652,272	20,652,272	
<b>Property Taxes</b>																				
Plan	1,600,000	-	400,000	2,000,000	600,000	-	-	2,600,000	-	2,000,000	750,000	5,350,000	438,386	-	-	5,788,386	5,788,386	5,788,386	5,926,293	
Actual	1,671,938	762	1,043,666	2,716,366	-	-	566	2,716,933	70,450	1,890,983	3,786	4,682,151	1,342,591	-	-	6,024,741	6,024,741	6,024,741	6,024,741	
Variance over/(under)	71,938	762	643,666	716,366	(600,000)	-	566	116,933	70,450	(109,017)	(746,214)	(667,849)	904,205	-	-	236,355	236,355	236,355	236,355	
Previous Year	341,255	1,400,287	39,985	1,781,526	-	641,646	-	2,423,173	10,078	1,968,945	62,018	4,464,213	3,200	1,146,869	250,383	5,864,666	5,864,666	5,864,666	5,864,666	
<b>State Funding</b>																				
Plan	695,000	740,000	695,000	2,130,000	695,000	700,000	695,000	4,220,000	740,000	700,000	695,000	6,355,000	695,000	713,093	695,000	8,458,093	8,458,093	8,458,093	8,543,978	
Actual	694,179	746,413	696,013	2,136,605	694,179	689,532	694,189	4,214,506	1,550,205	655,951	644,161	7,064,823	643,283	666,751	654,061	9,028,917	9,028,917	9,028,917	9,028,917	
Variance over/(under)	(821)	6,413	1,013	6,605	(821)	(10,468)	(811)	(5,494)	810,205	(44,049)	(50,839)	709,823	(51,717)	(46,342)	(40,939)	570,824	570,824	570,824	570,824	
Previous Year	727,201	755,948	734,897	2,218,046	729,028	760,458	746,586	4,454,118	774,710	839,337	735,861	6,804,025	735,371	777,137	744,089	9,060,622	9,060,622	9,060,622	9,060,622	
<b>Rollback</b>																				
Plan	-	-	-	-	-	415,000	-	415,000	-	-	-	415,000	-	419,855	-	834,855	834,855	834,855	844,374	
Actual	-	-	307	307	-	404,083	-	404,390	-	-	-	404,390	307	402,840	-	807,537	807,537	807,537	807,537	
Variance over/(under)	-	-	307	307	-	404,083	-	404,390	-	-	-	404,390	307	402,840	-	807,537	807,537	807,537	807,537	
Previous Year	-	-	375	375	-	410,361	3	410,739	-	-	-	410,739	307	403,876	-	814,922	814,922	814,922	814,922	
<b>Income Tax</b>																				
Plan	1,600,000	-	-	1,600,000	1,000,000	-	-	2,600,000	1,000,000	-	-	3,600,000	1,324,188	-	-	4,924,188	4,924,188	4,924,188	5,287,541	
Actual	1,698,446	-	-	1,698,446	1,046,433	-	-	2,744,879	1,179,589	-	-	3,924,468	1,558,152	-	-	5,482,619	5,482,619	5,482,619	5,482,619	
Variance over/(under)	98,446	-	-	98,446	46,433	-	-	144,879	179,589	-	-	324,468	233,964	-	-	558,431	558,431	558,431	558,431	
Previous Year	990,601	-	-	990,601	1,004,069	-	-	1,994,671	811,276	-	-	2,805,947	1,161,281	-	-	3,967,228	3,967,228	3,967,228	3,967,228	
<b>Local/Other</b>																				
Plan	300,000	150,000	50,000	500,000	50,000	50,000	50,000	650,000	25,000	50,000	50,000	775,000	50,000	50,000	17,234	892,234	892,234	892,234	877,234	
Actual	377,929	40,592	42,461	460,982	204,383	31,490	28,714	725,569	22,641	18,032	129,585	895,827	21,148	215,603	128,293	1,260,871	1,260,871	1,260,871	1,260,871	
Variance over/(under)	77,929	(109,408)	(7,539)	(39,018)	154,383	(18,510)	(21,286)	75,569	(2,359)	(31,968)	79,585	120,827	(28,852)	165,603	111,059	368,637	368,637	368,637	368,637	
Previous Year	60,634	9,409	179,672	249,715	32,611	76,021	211,758	570,104	12,517	49,546	212,384	844,550	36,584	21,918	41,784	944,835	944,835	944,835	944,835	
<b>Expense</b>																				
Plan	1,640,000	1,490,000	1,575,000	4,705,000	1,700,000	1,665,000	1,575,000	9,645,000	1,835,000	1,675,000	1,560,000	14,715,000	1,710,000	1,715,000	1,778,814	19,918,814	19,918,814	19,918,814	21,193,343	
Actual	1,591,653	1,389,498	1,455,570	4,436,721	1,503,545	1,649,164	1,604,339	9,193,769	1,898,670	1,535,370	1,582,442	14,210,252	1,858,215	1,809,964	1,794,459	19,672,891	19,672,891	19,672,891	19,672,891	
Variance over/(under)	(48,347)	(100,502)	(119,430)	(268,279)	(196,455)	(15,836)	29,339	(451,231)	63,670	(139,630)	22,442	(504,748)	148,215	94,964	15,645	(245,923)	(245,923)	(245,923)	(245,923)	
Previous Year	1,443,091	1,418,448	1,476,848	4,338,386	1,592,118	1,594,004	1,497,146	9,021,654	1,715,265	1,589,018	1,485,822	13,811,759	1,779,792	1,680,215	1,821,139	19,092,905	19,092,905	19,092,905	19,092,905	
<b>Wages</b>																				
Plan	985,000	860,000	860,000	2,705,000	860,000	975,000	860,000	5,400,000	860,000	975,000	860,000	8,095,000	860,000	860,000	975,440	10,790,440	10,790,440	10,790,440	11,519,124	
Actual	959,321	797,874	827,227	2,584,422	855,219	976,571	861,408	5,277,619	889,785	879,665	940,141	7,987,211	871,721	862,722	1,020,150	10,741,804	10,741,804	10,741,804	10,741,804	
Variance over/(under)	(25,679)	(62,126)	(32,773)	(120,578)	(4,781)	1,571	1,408	(122,381)	29,785	(95,335)	80,141	(107,789)	11,721	2,722	44,710	(48,636)	(48,636)	(48,636)	(48,636)	
Previous Year	775,459	817,335	806,960	2,399,754	800,202	910,389	810,470	4,920,815	826,580	920,026	889,023	7,556,444	812,717	821,941	872,348	10,063,450	10,063,450	10,063,450	10,063,450	
<b>Benefits</b>																				
Plan	315,000	330,000	340,000	985,000	340,000	340,000	340,000	2,005,000	575,000	350,000	350,000	3,280,000	350,000	355,000	374,648	4,359,648	4,359,648	4,359,648	4,795,891	
Actual	300,726	318,604	317,113	936,444	310,742	318,413	358,600	1,991,591	573,746	337,877	332,880	3,168,701	332,191	342,376	341,350	4,184,617	4,184,617	4,184,617	4,184,617	
Variance over/(under)	(14,274)	(11,396)	(22,887)	(48,556)	(29,258)	(21,587)	18,600	(80,801)	(1,254)	(12,123)	(17,120)	(111,299)	(17,809)	(12,624)	(33,298)	(175,031)	(175,031)	(175,031)	(175,031)	
Previous Year	330,370	307,455	321,711	959,537	319,758	314,339	312,247	1,905,882	508,144	327,869	317,020	3,058,915	314,421	314,842	287,381	3,975,559	3,975,559	3,975,559	3,975,559	
<b>Educational Support</b>																				
Plan	340,000	300,000	375,000	1,015,000	500,000	350,000	375,000	2,240,000	400,000	350,000	350,000	3,340,000	500,000	500,000	428,726	4,768,726	4,768,726	4,768,726	4,878,327	
Actual	331,605	273,019	311,230	915,855	337,585	354,181	374,331	1,991,951	435,140	317,828	309,422	3,054,340	654,303	604,866	432,959	4,746,469	4,746,469	4,746,469	4,746,469	
Variance over/(under)	(8,395)	(26,981)	(63,770)	(99,145)	(162,415)	4,181	9,331	(248,049)	35,140	(32,172)	(40,578)	(285,660)	154,303	104,866	4,233	(22,257)	(22,257)	(22,257)	(22,257)	
Previous Year	337,261	293,658	348,177	979,096	472,158	369,275	374,429	2,194,958	380,542	341,122	279,778	3,196,399	652,655	543,431	661,410	5,053,895	5,053,895	5,053,895	5,053,895	