




		Autumn	Spring	Summer
	Driver project	 Movers and Shakers History	 Coastline Geography	 Magnificent Monarchs History
Year 2	Science	<p>Human Survival - This project teaches children about the basic needs of humans for survival, including the importance of exercise, nutrition and good hygiene. They learn how human offspring grow and change over time into adulthood.</p> <p>Habitats - This project teaches children about habitats and what a habitat needs to provide. They explore local habitats to identify and name living things and begin to understand how they depend on one another for food and shelter.</p>	<p>Uses of Materials - This project teaches children about the uses of everyday materials and how materials' properties make them suitable or unsuitable for specific purposes. They begin to explore how materials can be changed.</p> <p>Plant Survival - This project teaches children about the growth of plants from seeds and bulbs. They observe the growth of plants first-hand, recording changes over time and identifying what plants need to grow and stay healthy.</p>	<p>Animal Survival - This project teaches children about growth in animals by exploring the life cycles of some familiar animals. They build on learning about the survival of humans by identifying the basic needs of animals for survival, including food, water, air and shelter.</p>
	Art & Design	<p>Mix It - This project teaches children about basic colour theory by studying the colour wheel and colour mixing. It includes an exploration of primary and secondary colours and how artists use colour in their artwork.</p> <p>Still Life - This project teaches children about the work of significant still life artists and still life techniques. They explore a wide variety of still lifes and learn about the use of colour and composition. They create still life arrangements and artwork.</p>	<p>Flower Head - This project teaches children about the visual elements of flowers, including shape, texture, colour, pattern and form. They also explore various artistic methods, including drawing, printmaking and 3-D forms, using paper and clay.</p>	<p>Portraits and Poses - This project teaches children about portraiture. They analyse the portraits of Tudor monarchs and compare Tudor portraits and selfies today. They use photo editing software to create royal portraits.</p>
	Design & Technology	<p>Remarkable Recipes - This project teaches children about sources of food and tools used for food preparation. They also discover why some foods are cooked and learn to read a simple recipe. The children choose and make a new school meal that fulfils specific design criteria.</p>	<p>Beach Hut - This project teaches children about making and strengthening structures, including different ways of joining materials.</p>	<p>Cut, Stitch and Join - This project teaches children about fabric home products and the significant British brand Cath Kidston. They learn about sewing patterns and using a running stitch and embellishments before making a sewn bag tag.</p> <p>Push and Pull - This project teaches children about three types of mechanism: sliders, levers</p>

			and linkages. They make models of each mechanism before designing and making a greetings card with a moving part.
Geography	Let's Explore the World - This essential skills and knowledge project teaches children about atlases, maps and cardinal compass points. They learn about the characteristics of the four countries of the United Kingdom and find out why there are hot, temperate and cold places around the world. They also compare England to Somalia. Children carry out fieldwork, collecting primary data in their locality to answer geographical questions.	Coastline - This project teaches children about the physical and human features of coastal regions across the United Kingdom, including a detailed exploration of the coastal town of Whitby, in Yorkshire.	Geography revision and retrieval practice
History	Movers and Shakers - This project teaches children about historically significant people who have had a major impact on the world. They will learn to use timelines, stories and historical sources to find out about the people featured and use historical models to explore their significance.		Magnificent Monarchs - This project teaches children about the English and British monarchy from AD 871 to the present day. Using timelines, information about royal palaces, portraits and other historical sources, they build up an understanding of the monarchs and then research six of the most significant sovereigns.
Computing	This Y2 project organises Barefoot Computing at School lessons and resources to teach children about the use of technology, how to stay safe online, basic programming skills and how to use data.		
Religious Education	Christianity – Is it possible to be kind to everyone all of the time? Christianity – Why do Christians believe God gave Jesus to the world? (Incarnation)	Islam – Does praying at regular intervals help a Muslim in his/her everyday life? Christianity – How important is it to Christians that Jesus came back to life after His crucifixion? (Salvation)	Islam – Does going to a Mosque give Muslims a sense of belonging? Islam – Does completing Hajj make a person a better Muslim?
Physical Education	Fundamentals with Windsor Sports Partnership Circuit training yoga Multi-skills – focus on throwing and catching	Gymnastics with Windsor Sports Partnership Invasion games Dance – Windsor Dance Festival Attacking and Defending	Athletics with Windsor Sports Partnership Multi-skills – focus on bat and ball Multi-skills – target games Animal Olympics
PSHE	Being Me in my World - I can explain why my behaviour can impact on other people in my class. I can compare my own and my friends' choices and can express why some choices are better than others.	Dreams and Goals - I can explain how I played my part in a group and the parts other people played to create an end product. I can explain how our skills complemented each other.	Relationships - I can explain why some things might make me feel uncomfortable in a relationship and compare this with relationships that make me feel safe and special. I can give examples of some different problem-solving techniques and explain how

		<p>Celebrating Differences - I can explain that sometimes people get bullied because they are seen to be different; this might include people who do not conform to gender stereotypes. I can explain how it feels to have a friend and be a friend. I can also explain why it is OK to be different from my friends.</p>	<p>I can explain how it felt to be part of a group and can identify a range of feelings about group work.</p> <p>Healthy Me - I can explain why foods and medicines can be good for my body comparing my ideas with less healthy/ unsafe choices.</p> <p>I can compare my own and my friends' choices and can express how it feels to make healthy and safe choices.</p>	<p>I might use them in certain situations in my relationships.</p> <p>Changing Me - I can use the correct terms to describe penis, testicles, anus, vagina, vulva and explain why they are private. I can explain why some types of touches feel OK and others don't. I can tell you what I like and don't like about being a boy/ girl and getting older, and recognise that other people might feel differently to me.</p>
Music	Musicianship		Singing and musicianship	Composing