




		Autumn	Spring	Summer
	Driver project	 <p><b>Childhood History</b></p>	 <p><b>Bright Lights, Big City Geography</b></p>	 <p><b>School Days History</b></p>
Year 1	Science	<p><b>Everyday Materials</b> - This project teaches children that objects are made from materials. They identify a range of everyday materials and their sources. Children investigate the properties of materials and begin to recognise that a material's properties define its use.</p> <p><b>Human Senses</b> - This project teaches children that humans are a type of animal known as a mammal. They name and count body parts and identify similarities and differences. They learn about the senses, the body parts associated with each sense and their role in keeping us safe.</p>	<p><b>Seasonal Changes</b> - This project teaches children about the seasons, seasonal changes and typical seasonal weather and events. They learn about measuring the weather and the role of a meteorologist. Children begin to learn about the science of day and night and recognise that the seasons have varying day lengths in the UK.</p>	<p><b>Plant Parts</b> - This project teaches children about wild and garden plants by exploring the local environment. They identify and describe the basic parts of plants and observe how they change over time.</p> <p><b>Animal Parts</b> - This project teaches children about animals, including fish, amphibians, reptiles, birds, mammals and invertebrates. They identify and describe their common structures, diets, and how animals should be cared for.</p>
	Art & Design	<p><b>Mix It</b> - This project teaches children about basic colour theory by studying the colour wheel and colour mixing. It includes an exploration of primary and secondary colours and how artists use colour in their artwork.</p> <p><b>Funny Faces and Fabulous Features</b> - This project teaches children about the concept of the portrait and how the collage technique can be used to make a portrait.</p>	<p><b>Rain and Sunrays</b> - This project teaches children about collagraph printing, including how to develop a motif to make single and repeated prints.</p>	<p><b>Street View</b> - This project teaches children about artwork depicting streets and buildings and focuses on the work of the American pop artist, James Rizzi. They create a 3-D mural based on Rizzi's work.</p>
	Design & Technology	<p><b>Shade and Shelter</b> - This project teaches children about the purpose of shelters and their materials. They name and describe shelters and design and make shelter prototypes. Children then design and build a play den as a group and evaluate their completed product.</p>	<p><b>Taxi!</b> - This project teaches children about wheels, axles and chassis and how they work together to make a vehicle move.</p>	<p><b>Chop, slice and mash</b> - This project teaches children about sources of food and the preparatory skills of peeling, tearing, slicing, chopping, mashing and grating. They use this knowledge and techniques to design and make a supermarket sandwich according to specific design criteria.</p>

Geography	<b>Our Wonderful World</b> - This essential skills and knowledge project teaches children about physical and human features, maps, cardinal compass points, and positional and directional language. They learn about the equator, hemispheres and continents and are introduced to the countries, capital cities and settlements of the United Kingdom. The children carry out simple fieldwork to find out about local physical and human features.	<b>Bright Lights, Big City</b> - This project teaches children about the physical and human characteristics of the United Kingdom, including a detailed exploration of the characteristics and features of the capital city, London.	Geography revision and retrieval practice.
History	<b>Childhood</b> - This project teaches children about everyday life and families today, including comparisons with childhood in the 1950s, using artefacts and a range of different sources.		<b>School Days</b> - This project teaches children about their own school and locality, both today and in the past. They compare schooling in the Victorian era to their experiences today.
Computing	This Y1 project organises <a href="#">Barefoot Computing at School</a> lessons and resources to teach children about the use of technology, how to stay safe online and basic programming skills.		
Religious Education	<b>Christianity</b> – Does God want Christians to look after the world? (Creation) <b>Christianity</b> – What gifts might Christians in my town given if he had been born here rather than Bethlehem? (Incarnation)	<b>Christianity</b> – Is it always easy for Jesus to show friendship? (Incarnation) <b>Christianity</b> – Why was Jesus welcomed like a King by the crowds on Palm Sunday? (Salvation)	<b>Judaism</b> – Is Shabbat important to Jewish children? <b>Judaism</b> - Are Rosh Hashanah and Yom Kippur important to Jewish children?
Physical Education	Fundamentals with Windsor Sports Partnership Circuit training Yoga – focus on sun salutation Multi-skills – focus on throwing and catching	Gymnastics with Windsor Sports Partnership Invasion games Dance – Starry Skies Attacking and defending	Athletics with Windsor Sports Partnership Multi-skills – focus on bat and ball Multi-skills – focus on running and jumping
PSHE	<b>Being Me in my World</b> - I can explain why my class is a happy and safe place to learn. I can give different examples where I or others make my class happy and safe. <b>Celebrating Differences</b> - I can tell you some ways that I am different and similar to other people in my class, and why this makes us all special. I can explain what bullying is and how being bullied might make somebody feel.	<b>Dreams and Goals</b> - I can explain how I feel when I am successful and how this can be celebrated positively. I can say why my internal treasure chest is an important place to store positive feelings. <b>Healthy Me</b> - I can explain why I think my body is amazing and can identify a range of ways to keep it safe and healthy. I can give examples of when being healthy can help me feel happy.	<b>Relationships</b> - I can explain why I have special relationships with some people and how these relationships help me feel safe and good about myself. I can also explain how my qualities help these relationships. I can give examples of behaviour in other people that I appreciate and behaviours that I don't like. <b>Changing Me</b> - I can compare how I am now to when I was a baby and explain some of the changes that will happen to me as I get older. I can use the correct names for penis, testicles, anus, vagina, vulva, and give

				reasons why they are private. I can explain why some changes I might experience might feel better than others.
	Music	Musicianship and Composing	Singing and Musicianship	Singing and Composing