





Name Review Survey 1

Meriwether Lewis Elementary School

Q1. When reviewing a school's current name or proposing a new name, what naming categories are important to consider? Places - Names of recognized historical and geological landmarks or areas, geographic points of interest, or reflect national, state or local history. Themes - Thematic names which reflect the cultural and historical character of the community. Values - Names that reflect the ACPS values of equity, excellence, family & community, and wellness.




Responses	Responses	%	Percentage of total respondents
Places	328	83.0%	
Themes	161	40.8%	
Values	122	30.9%	
Total Responses	611		

Because multiple answers per participant are possible, the total percentage may exceed 100%.







The most frequently contributed names (listed in alphabetical order):





- Blue Bird Elementary School
- Blue Ridge Springs Elementary School
- Discovery/Expedition/Explorer Elementary School
- Ivy Elementary School
- Locust Hill Elementary School
- Mechum River Elementary School
- Meriwether Lewis Elementary School
- Owensville Elementary School
- Whippoorwill Elementary School



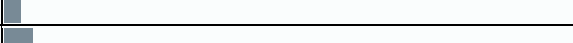




Q3. Meriwether Lewis was born in 1774 in the present-day community of Ivy. He is best known for his role as the leader, along with William Clark, of the Lewis and Clark Expedition, which was commissioned by Thomas Jefferson after the Louisiana Purchase in 1803. Jefferson named Lewis governor of Upper Louisiana in 1806. He died in 1809. Did you know for whom the school was named or have any knowledge about Meriwether Lewis' life and career?

Responses	Responses	%	Percentage of total respondents
No	25	5.9%	
Yes	396	94.1%	
Total Responses	421		




Respondent Demographics:

Q7. I am:			
Responses	Responses	%	Percentage of total respondents
Albemarle County Community Member	148	37.4%	
ACPS Employee	26	6.6%	
ACPS Parent	173	43.7%	
ACPS Parent & Employee	14	3.5%	
ACPS Student	35	8.8%	
Total Responses	396		

Q8. Gender/Sex			
Responses	Responses	%	Percentage of total respondents
Female	233	59.0%	
Male	153	38.7%	
Non-binary	9	2.3%	
Total Responses	395		

Q9. Ethnicity/Race			
Responses	Responses	%	Percentage of total respondents
Asian	12	3.5%	
Black/African American	12	3.5%	
Hispanic/Latino	10	2.9%	
Native American/Alaska Native	17	4.9%	
Native Hawaiian/Other Pacific Islander	1	0.3%	
White	304	87.6%	
Total Responses	356		

Because multiple answers per participant are possible, the total percentage may exceed 100%.

Q10. In my household:			
Responses	Responses	%	Percentage of total respondents
We primarily speak English	343	92.5%	
We primarily speak another language	3	0.8%	
We speak both English and another language	25	6.7%	
Total Responses	371		