
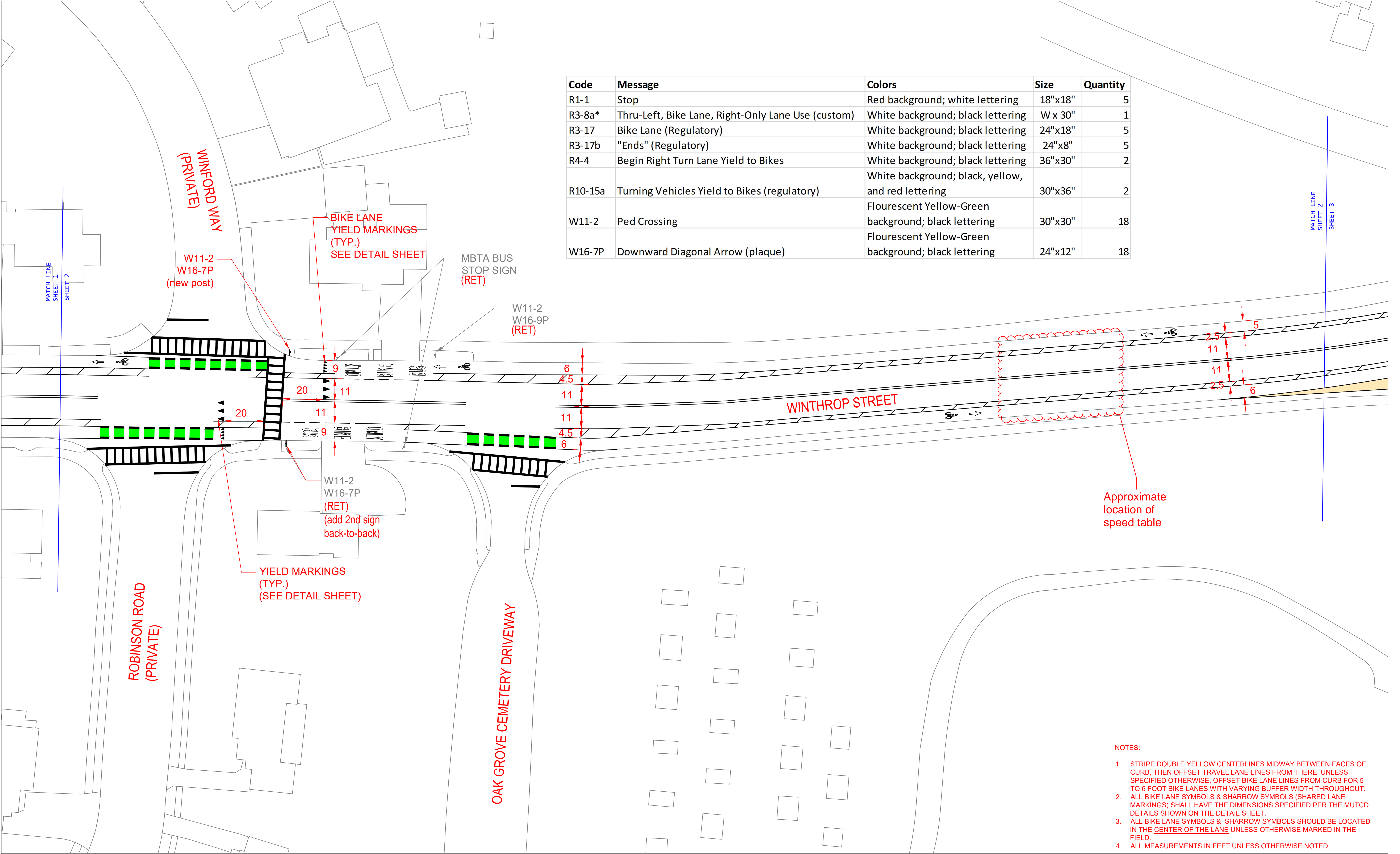



- NOTES:
- 1. STRIPE DOUBLE YELLOW CENTERLINES MIDWAY BETWEEN FACES OF CURB, THEN OFFSET TRAVEL LANE LINES FROM THERE. UNLESS SPECIFIED OTHERWISE, OFFSET BIKE LANE LINES FROM CURB FOR 5 TO 6 FOOT BIKE LANES WITH VARYING BUFFER WIDTH THROUGHOUT.
 - 2. ALL BIKE LANE SYMBOLS & SHARROW SYMBOLS (SHARED LANE MARKINGS) SHALL HAVE THE DIMENSIONS SPECIFIED PER THE MUTCD DETAILS SHOWN ON THE DETAIL SHEET.
 - 3. ALL BIKE LANE SYMBOLS & SHARROW SYMBOLS SHOULD BE LOCATED IN THE CENTER OF THE LANE UNLESS OTHERWISE MARKED IN THE FIELD.
 - 4. ALL MEASUREMENTS IN FEET UNLESS OTHERWISE NOTED.



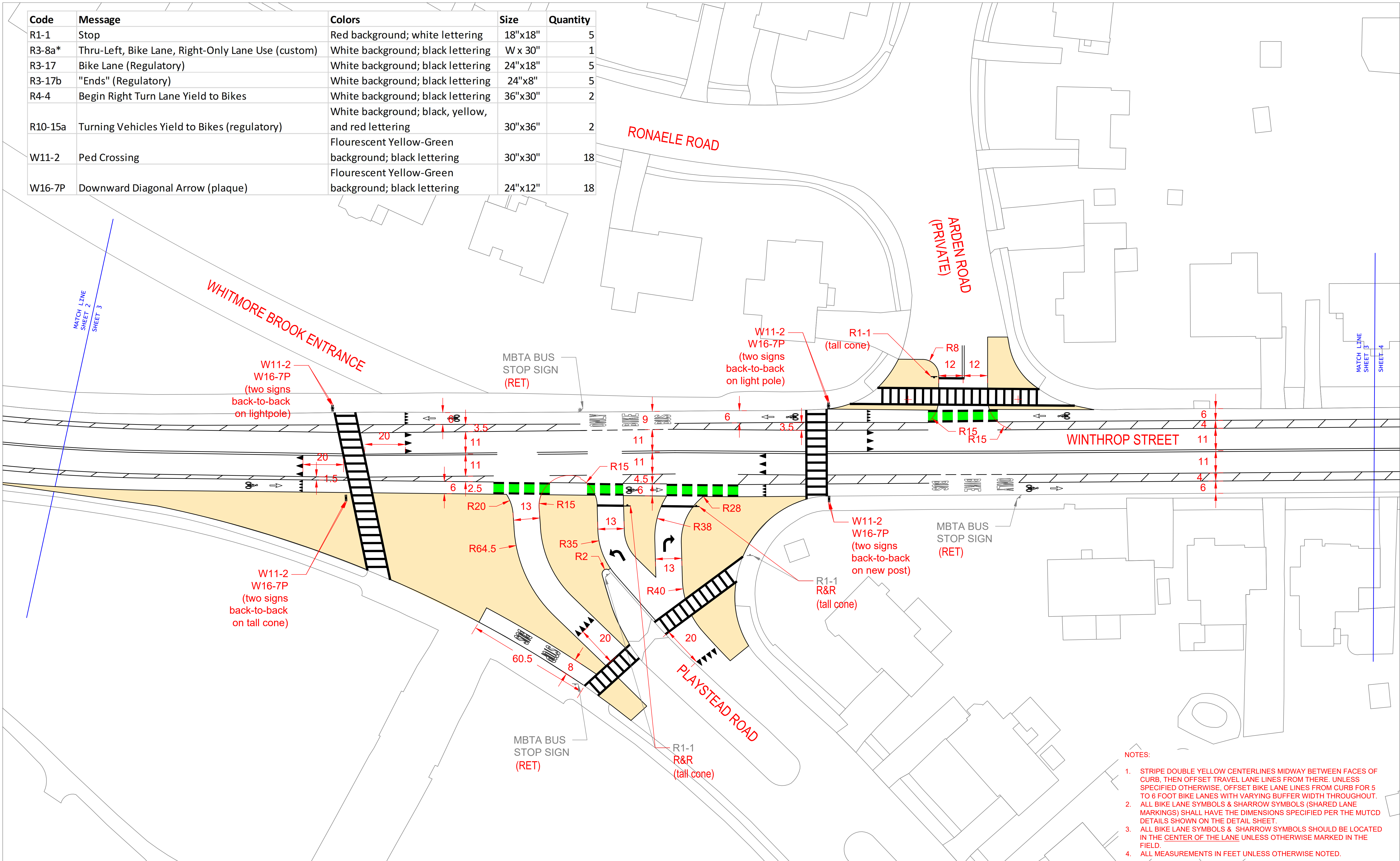


Code	Message	Colors	Size	Quantity
R1-1	Stop	Red background; white lettering	18"x18"	5
R3-8a*	Thru-Left, Bike Lane, Right-Only Lane Use (custom)	White background; black lettering	W x 30"	1
R3-17	Bike Lane (Regulatory)	White background; black lettering	24"x18"	5
R3-17b	"Ends" (Regulatory)	White background; black lettering	24"x8"	5
R4-4	Begin Right Turn Lane Yield to Bikes	White background; black lettering	36"x30"	2
R10-15a	Turning Vehicles Yield to Bikes (regulatory)	White background; black, yellow, and red lettering	30"x36"	2
W11-2	Ped Crossing	Flourescent Yellow-Green background; black lettering	30"x30"	18
W16-7P	Downward Diagonal Arrow (plaque)	Flourescent Yellow-Green background; black lettering	24"x12"	18

- NOTES:
1. STRIPE DOUBLE YELLOW CENTERLINES MIDWAY BETWEEN FACES OF CURB, THEN OFFSET TRAVEL LANE LINES FROM THERE. UNLESS SPECIFIED OTHERWISE, OFFSET BIKE LANE LINES FROM CURB FOR 5 TO 6 FOOT BIKE LANES WITH VARYING BUFFER WIDTH THROUGHOUT.
 2. ALL BIKE LANE SYMBOLS & SHARROW SYMBOLS (SHARED LANE MARKINGS) SHALL HAVE THE DIMENSIONS SPECIFIED PER THE MUTCD DETAILS SHOWN ON THE DETAIL SHEET.
 3. ALL BIKE LANE SYMBOLS & SHARROW SYMBOLS SHOULD BE LOCATED IN THE CENTER OF THE LANE UNLESS OTHERWISE MARKED IN THE FIELD.
 4. ALL MEASUREMENTS IN FEET UNLESS OTHERWISE NOTED.

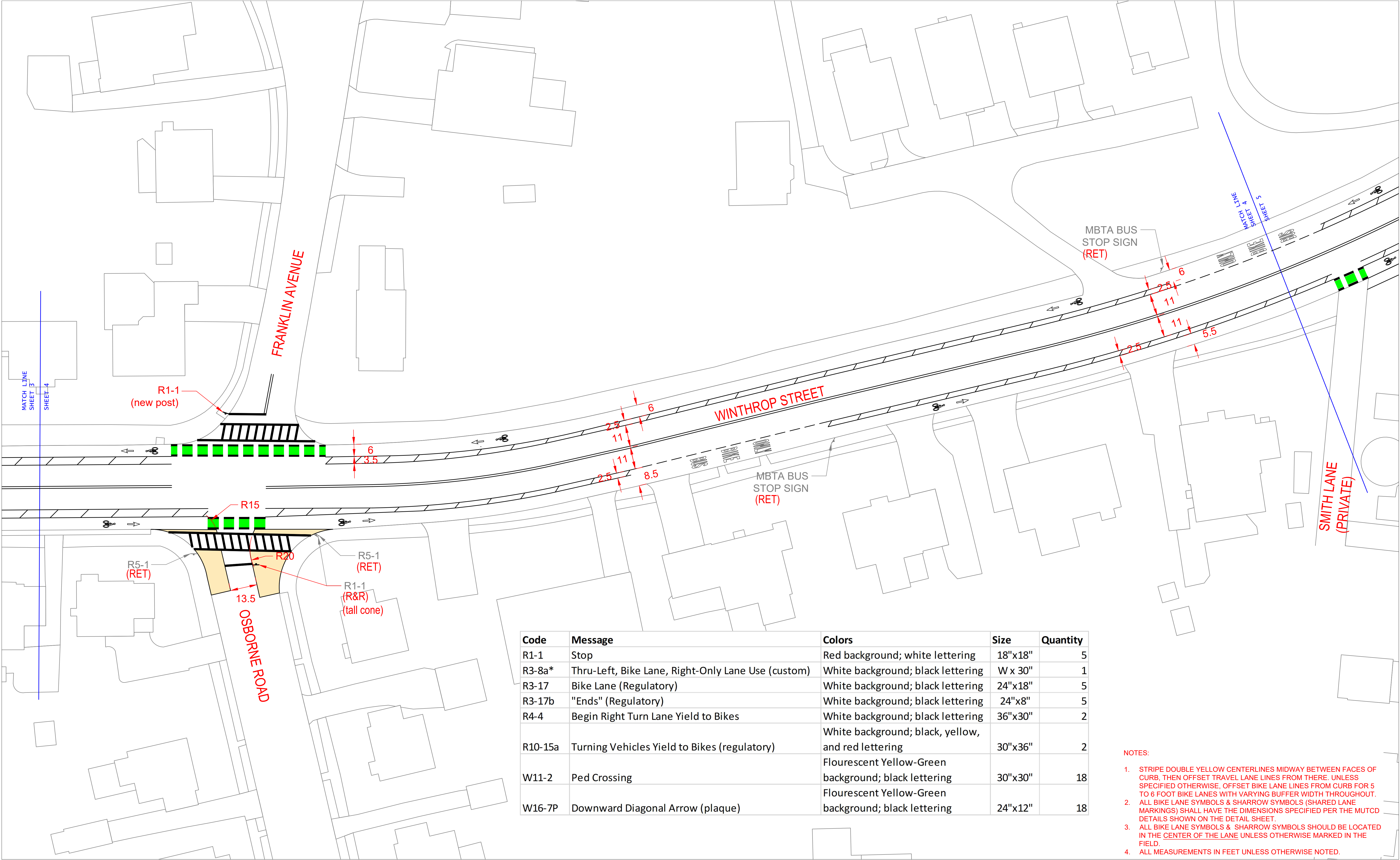


Code	Message	Colors	Size	Quantity
R1-1	Stop	Red background; white lettering	18"x18"	5
R3-8a*	Thru-Left, Bike Lane, Right-Only Lane Use (custom)	White background; black lettering	W x 30"	1
R3-17	Bike Lane (Regulatory)	White background; black lettering	24"x18"	5
R3-17b	"Ends" (Regulatory)	White background; black lettering	24"x8"	5
R4-4	Begin Right Turn Lane Yield to Bikes	White background; black lettering	36"x30"	2
R10-15a	Turning Vehicles Yield to Bikes (regulatory)	White background; black, yellow, and red lettering	30"x36"	2
W11-2	Ped Crossing	Flourescent Yellow-Green background; black lettering	30"x30"	18
W16-7P	Downward Diagonal Arrow (plaque)	Flourescent Yellow-Green background; black lettering	24"x12"	18



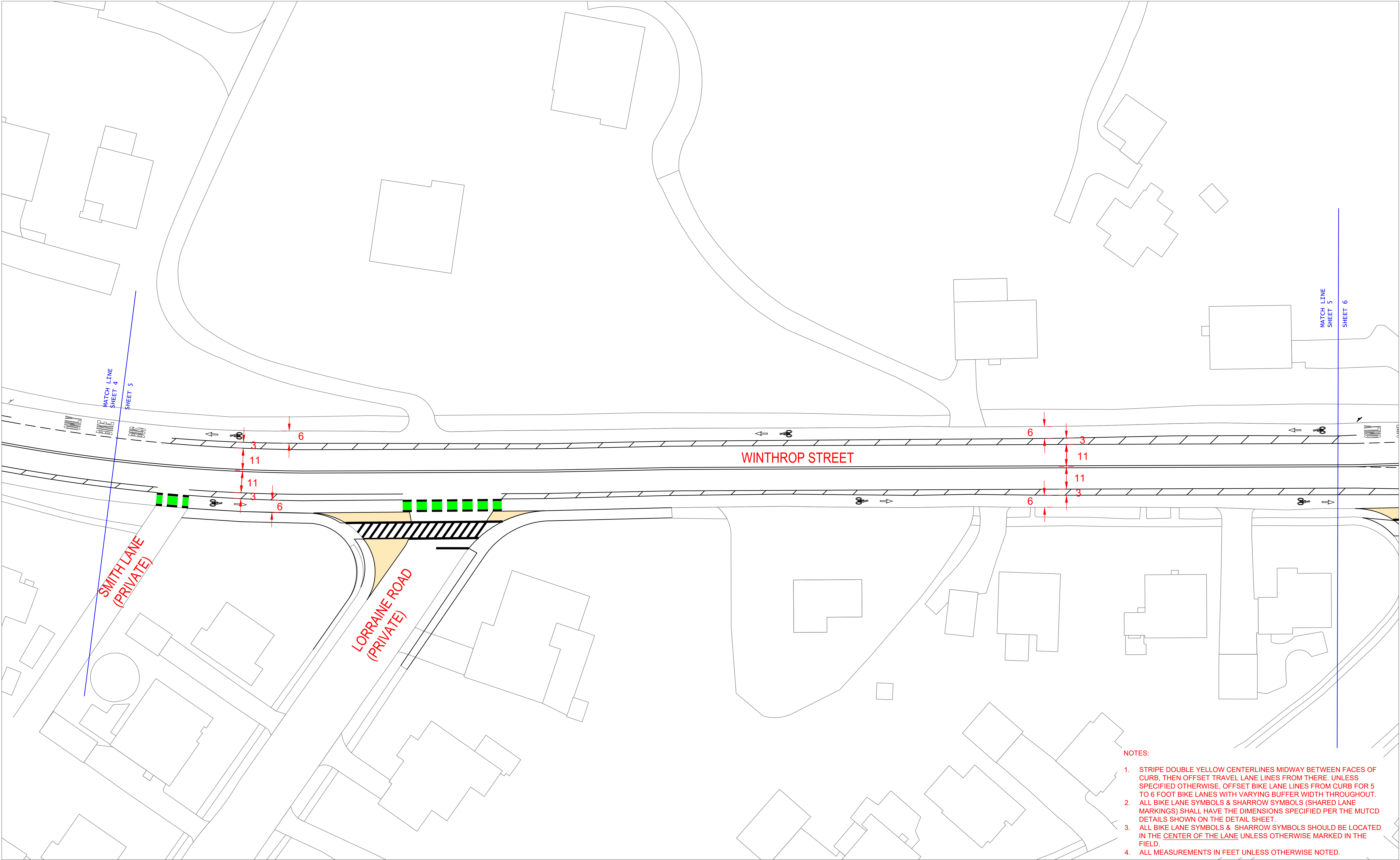
- NOTES:
1. STRIPE DOUBLE YELLOW CENTERLINES MIDWAY BETWEEN FACES OF CURB, THEN OFFSET TRAVEL LANE LINES FROM THERE. UNLESS SPECIFIED OTHERWISE, OFFSET BIKE LANE LINES FROM CURB FOR 5 TO 6 FOOT BIKE LANES WITH VARYING BUFFER WIDTH THROUGHOUT.
 2. ALL BIKE LANE SYMBOLS & SHARROW SYMBOLS (SHARED LANE MARKINGS) SHALL HAVE THE DIMENSIONS SPECIFIED PER THE MUTCD DETAILS SHOWN ON THE DETAIL SHEET.
 3. ALL BIKE LANE SYMBOLS & SHARROW SYMBOLS SHOULD BE LOCATED IN THE CENTER OF THE LANE UNLESS OTHERWISE MARKED IN THE FIELD.
 4. ALL MEASUREMENTS IN FEET UNLESS OTHERWISE NOTED.

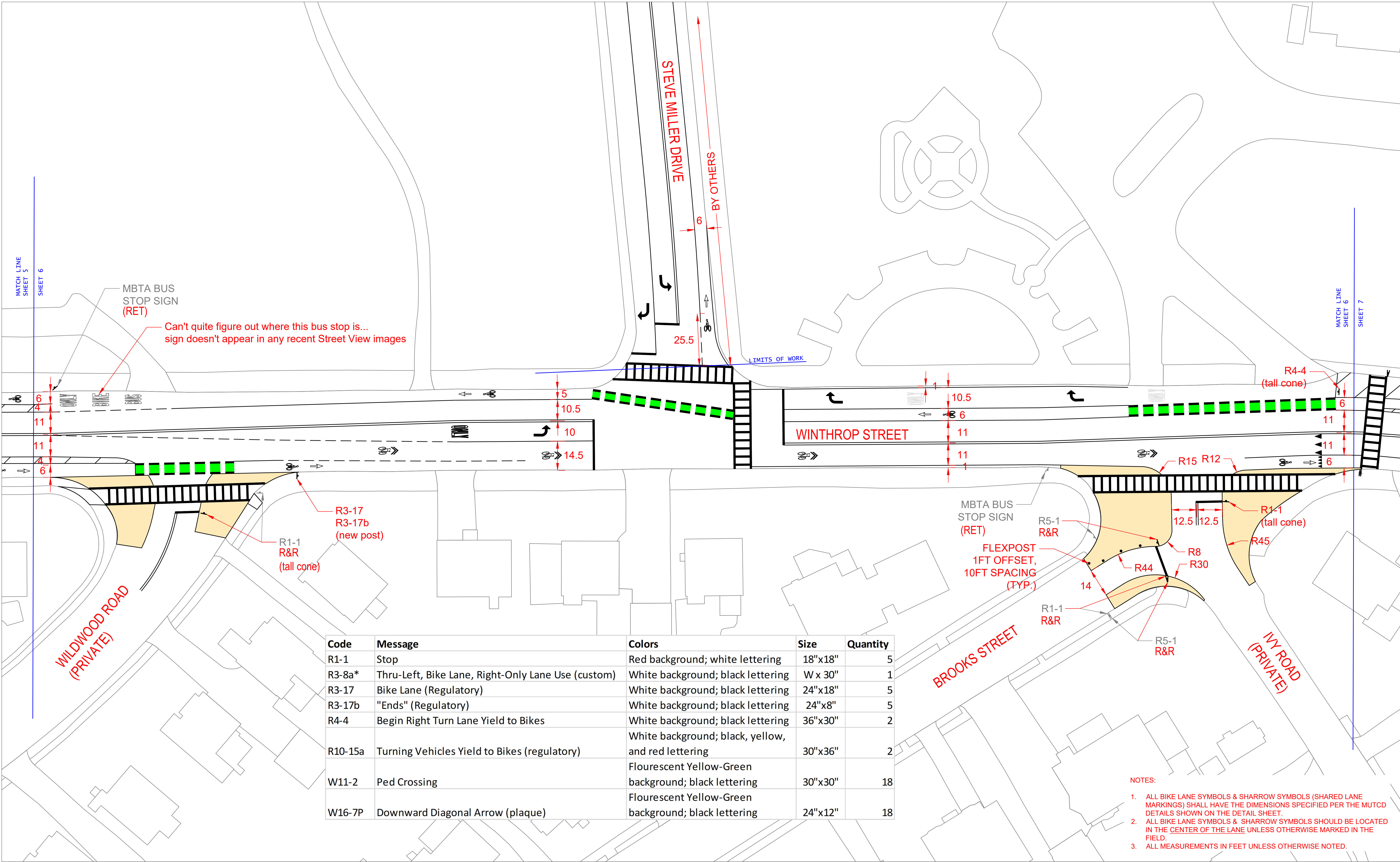


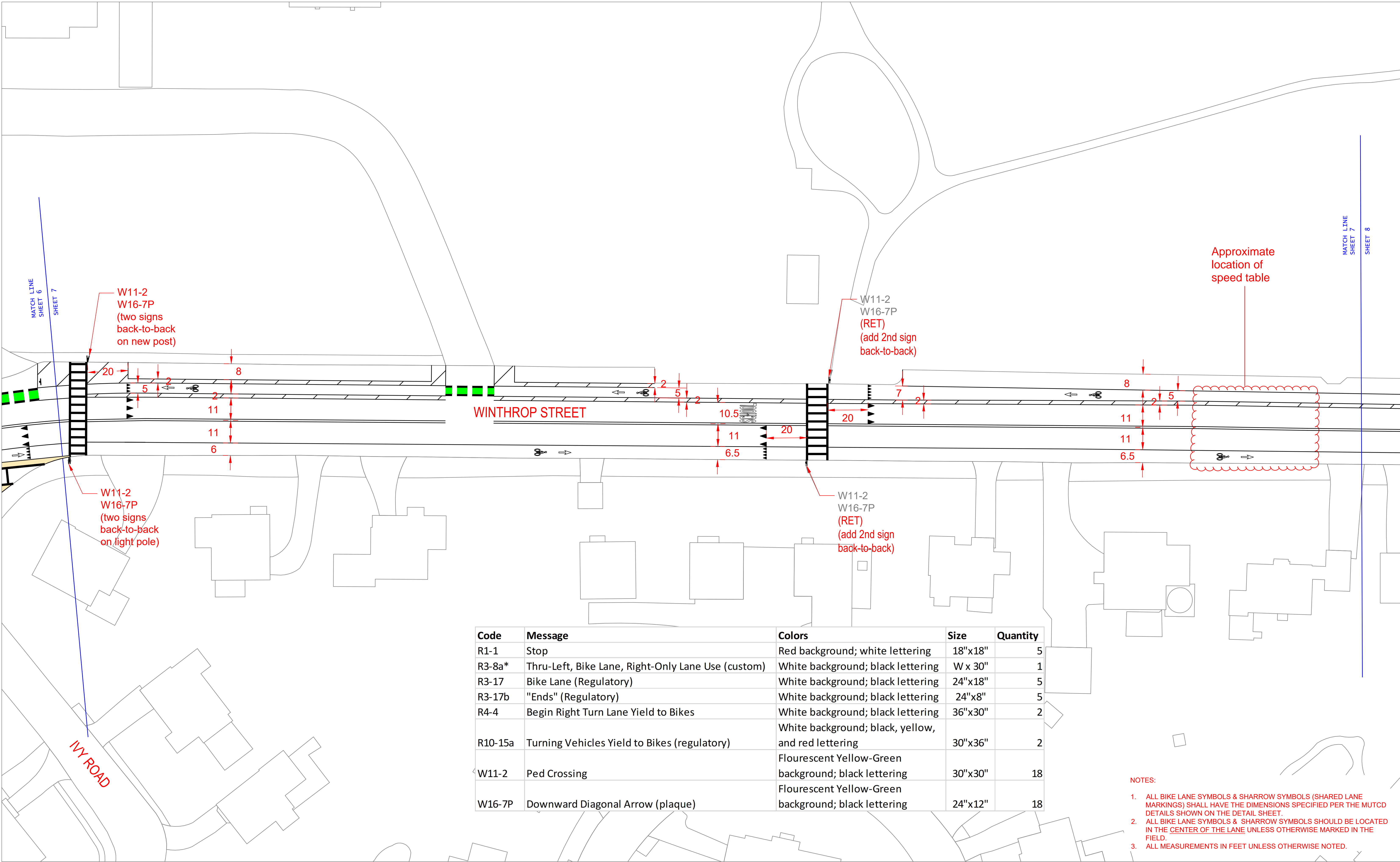


Code	Message	Colors	Size	Quantity
R1-1	Stop	Red background; white lettering	18"x18"	5
R3-8a*	Thru-Left, Bike Lane, Right-Only Lane Use (custom)	White background; black lettering	W x 30"	1
R3-17	Bike Lane (Regulatory)	White background; black lettering	24"x18"	5
R3-17b	"Ends" (Regulatory)	White background; black lettering	24"x8"	5
R4-4	Begin Right Turn Lane Yield to Bikes	White background; black lettering	36"x30"	2
R10-15a	Turning Vehicles Yield to Bikes (regulatory)	White background; black, yellow, and red lettering	30"x36"	2
W11-2	Ped Crossing	Flourescent Yellow-Green background; black lettering	30"x30"	18
W16-7P	Downward Diagonal Arrow (plaque)	Flourescent Yellow-Green background; black lettering	24"x12"	18

- NOTES:
1. STRIPE DOUBLE YELLOW CENTERLINES MIDWAY BETWEEN FACES OF CURB, THEN OFFSET TRAVEL LANE LINES FROM THERE. UNLESS SPECIFIED OTHERWISE, OFFSET BIKE LANE LINES FROM CURB FOR 5 TO 6 FOOT BIKE LANES WITH VARYING BUFFER WIDTH THROUGHOUT.
 2. ALL BIKE LANE SYMBOLS & SHARROW SYMBOLS (SHARED LANE MARKINGS) SHALL HAVE THE DIMENSIONS SPECIFIED PER THE MUTCD DETAILS SHOWN ON THE DETAIL SHEET.
 3. ALL BIKE LANE SYMBOLS & SHARROW SYMBOLS SHOULD BE LOCATED IN THE CENTER OF THE LANE UNLESS OTHERWISE MARKED IN THE FIELD.
 4. ALL MEASUREMENTS IN FEET UNLESS OTHERWISE NOTED.



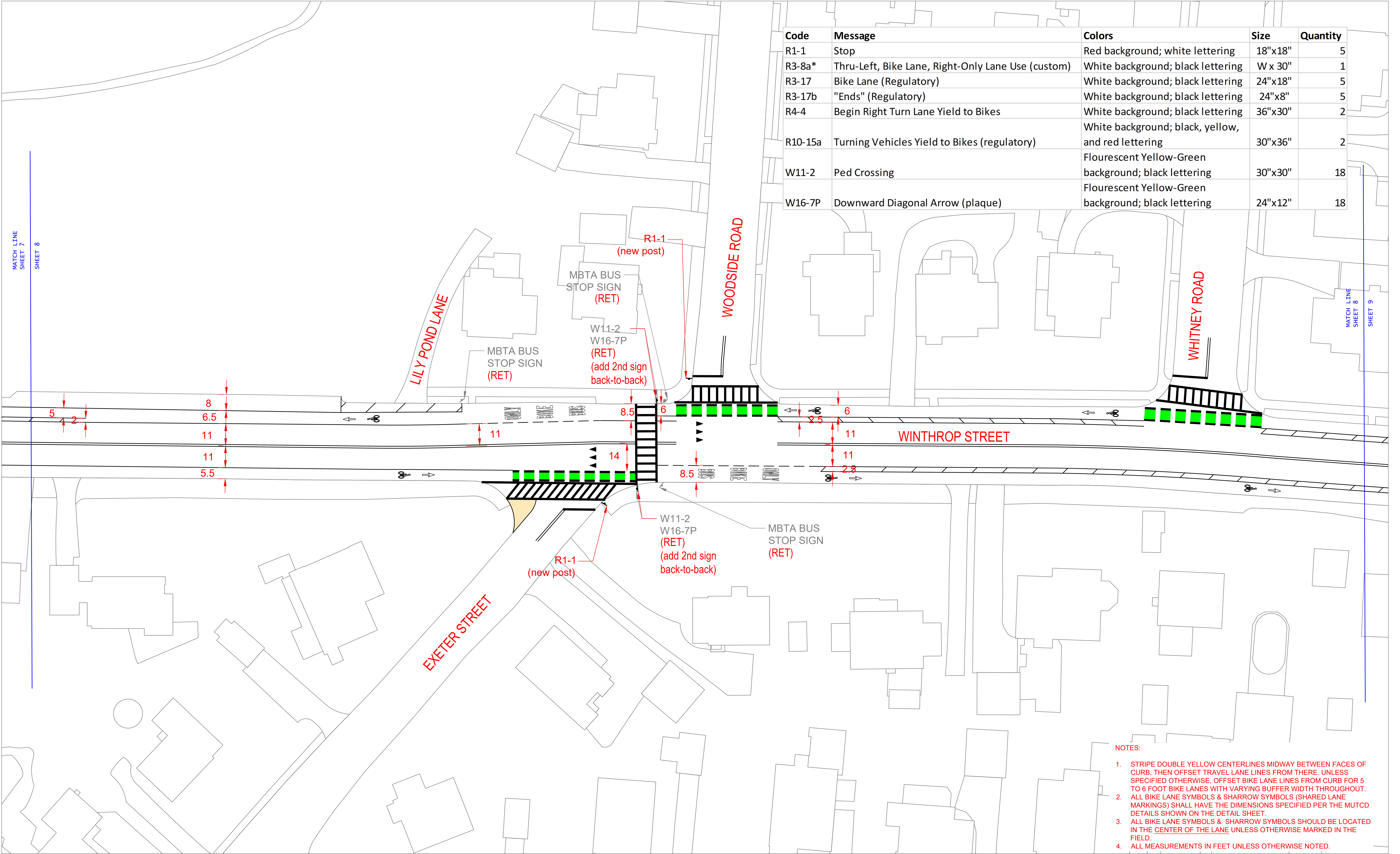



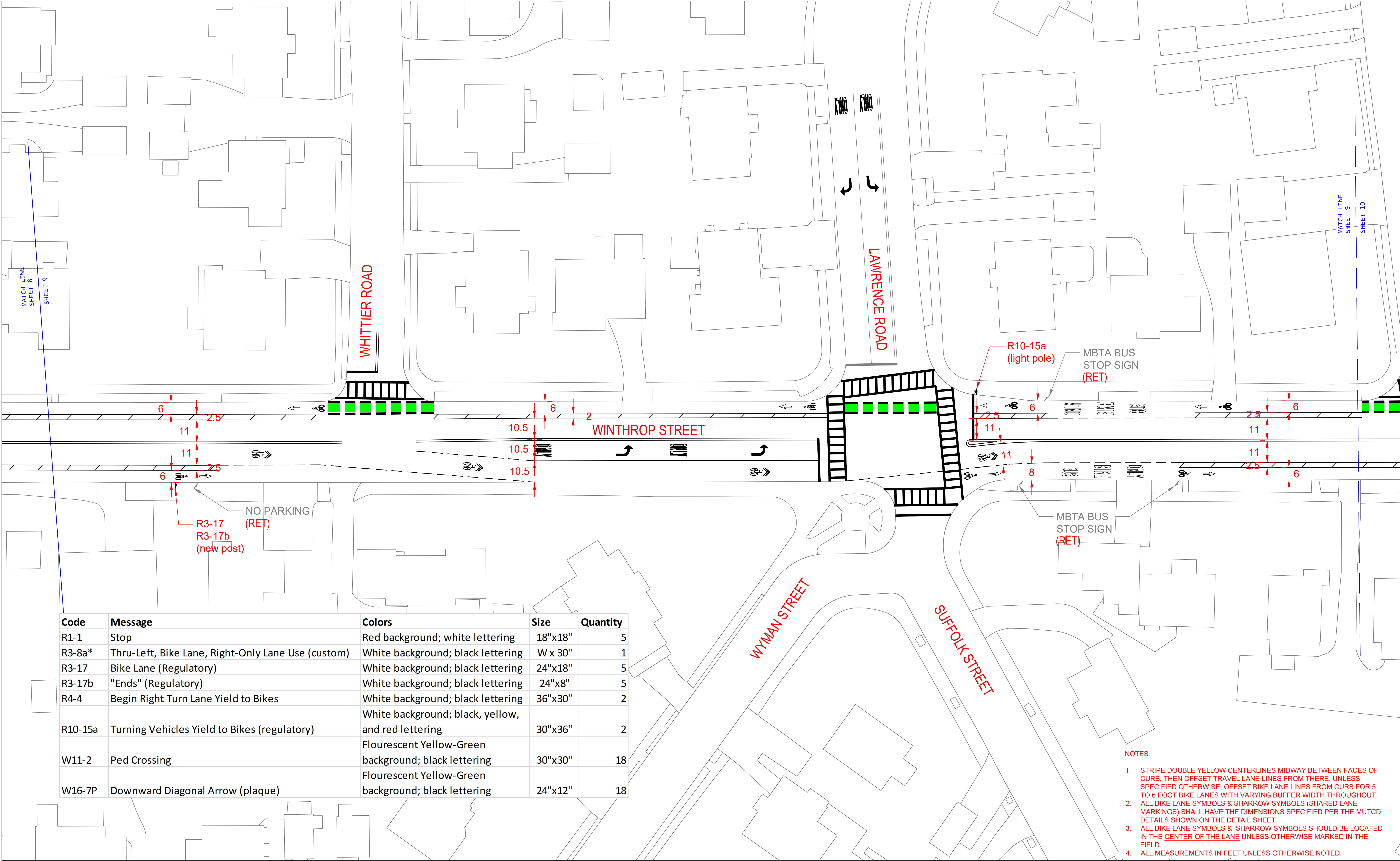


Code	Message	Colors	Size	Quantity
R1-1	Stop	Red background; white lettering	18"x18"	5
R3-8a*	Thru-Left, Bike Lane, Right-Only Lane Use (custom)	White background; black lettering	W x 30"	1
R3-17	Bike Lane (Regulatory)	White background; black lettering	24"x18"	5
R3-17b	"Ends" (Regulatory)	White background; black lettering	24"x8"	5
R4-4	Begin Right Turn Lane Yield to Bikes	White background; black lettering	36"x30"	2
R10-15a	Turning Vehicles Yield to Bikes (regulatory)	White background; black, yellow, and red lettering	30"x36"	2
W11-2	Ped Crossing	Flourescent Yellow-Green background; black lettering	30"x30"	18
W16-7P	Downward Diagonal Arrow (plaque)	Flourescent Yellow-Green background; black lettering	24"x12"	18

- NOTES:
- ALL BIKE LANE SYMBOLS & SHARROW SYMBOLS (SHARED LANE MARKINGS) SHALL HAVE THE DIMENSIONS SPECIFIED PER THE MUTCD DETAILS SHOWN ON THE DETAIL SHEET.
 - ALL BIKE LANE SYMBOLS & SHARROW SYMBOLS SHOULD BE LOCATED IN THE CENTER OF THE LANE UNLESS OTHERWISE MARKED IN THE FIELD.
 - ALL MEASUREMENTS IN FEET UNLESS OTHERWISE NOTED.







- NOTES:
1. STRIPE DOUBLE YELLOW CENTERLINES MIDWAY BETWEEN FACES OF CURB, THEN OFFSET TRAVEL LANE LINES FROM THERE. UNLESS SPECIFIED OTHERWISE, OFFSET BIKE LANE LINES FROM CURB FOR 5 TO 6 FOOT BIKE LANES WITH VARYING BUFFER WIDTH THROUGHOUT.
 2. ALL BIKE LANE SYMBOLS & SHARROW SYMBOLS (SHARED LANE MARKINGS) SHALL HAVE THE DIMENSIONS SPECIFIED PER THE MUTCD DETAILS SHOWN ON THE DETAIL SHEET.
 3. ALL BIKE LANE SYMBOLS & SHARROW SYMBOLS SHOULD BE LOCATED IN THE CENTER OF THE LANE UNLESS OTHERWISE MARKED IN THE FIELD.
 4. ALL MEASUREMENTS IN FEET UNLESS OTHERWISE NOTED.