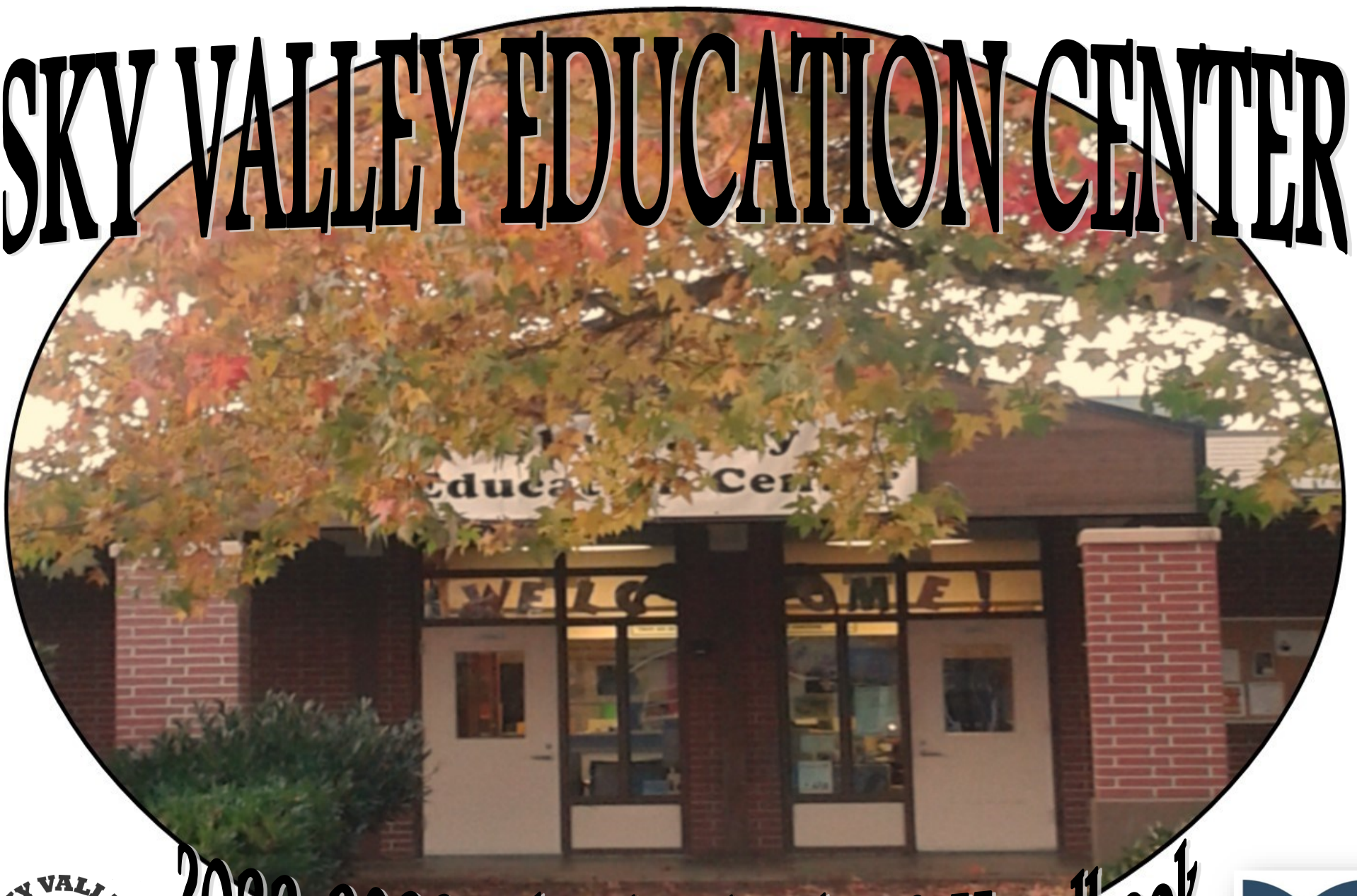


SKY VALLEY EDUCATION CENTER



2022~2023 School Calendar & Handbook



SKY VALLEY EDUCATION CENTER

**351 Short Columbia Street
Monroe, WA 98272**

Phone: (360)804-2700

Office Hours: Monday-Friday 8:00am-3:30pm

www.monroe.wednet.edu.svec

SVEC OFFICIAL Facebook:

www.facebook.com/SkyValleyEducationCenter/

PTA contact info: skyvalley.pta@gmail.com

PTA Website: svecpta.org/

Ella McCrain ~ Gr 5

Sky Valley Education Center

MISSION STATEMENT

Partnering with families and the community to educate, inspire, and empower students in an innovative environment to discover and nurture their unique potential and passion so they may go confidently in the direction of their chosen future.

The Monroe Commitment

From teachers to families to business leaders and community volunteers - it takes an entire community to successfully educate a student. And that's why we chose to partner with our community in reimagining and redefining the Monroe School District vision.

But we didn't want to just rewrite a vision statement for our organization; we wanted to dig deep with our community and define our shared values and priorities in educating the youth of Monroe.

Through many conversations and collaborative work, it was evident that our community highly values a focus on:

- the strengths and passions of every student;
- the innovation needed to create educational options;
- our community's involvement in the learning process, and
- recognition that each and every student must graduate ready for college, careers and life.

To achieve these ends for our students, we wrote our new vision statement as a commitment to our students. This commitment, called "The Monroe Commitment," states that we will ensure EVERY student is provided with powerful instruction, equitable access and held to high standards.



Designed to inspire greatness from our students, staff and all those involved in educating the youth of Monroe, The Monroe Commitment is the foundation for every single decision we make. It is who we are and what we do and we take great pride in honoring the values of our community in our commitment to our students.

Kellen O'Neil ~ Gr 2



Solea Dibaldi ~ Gr 2



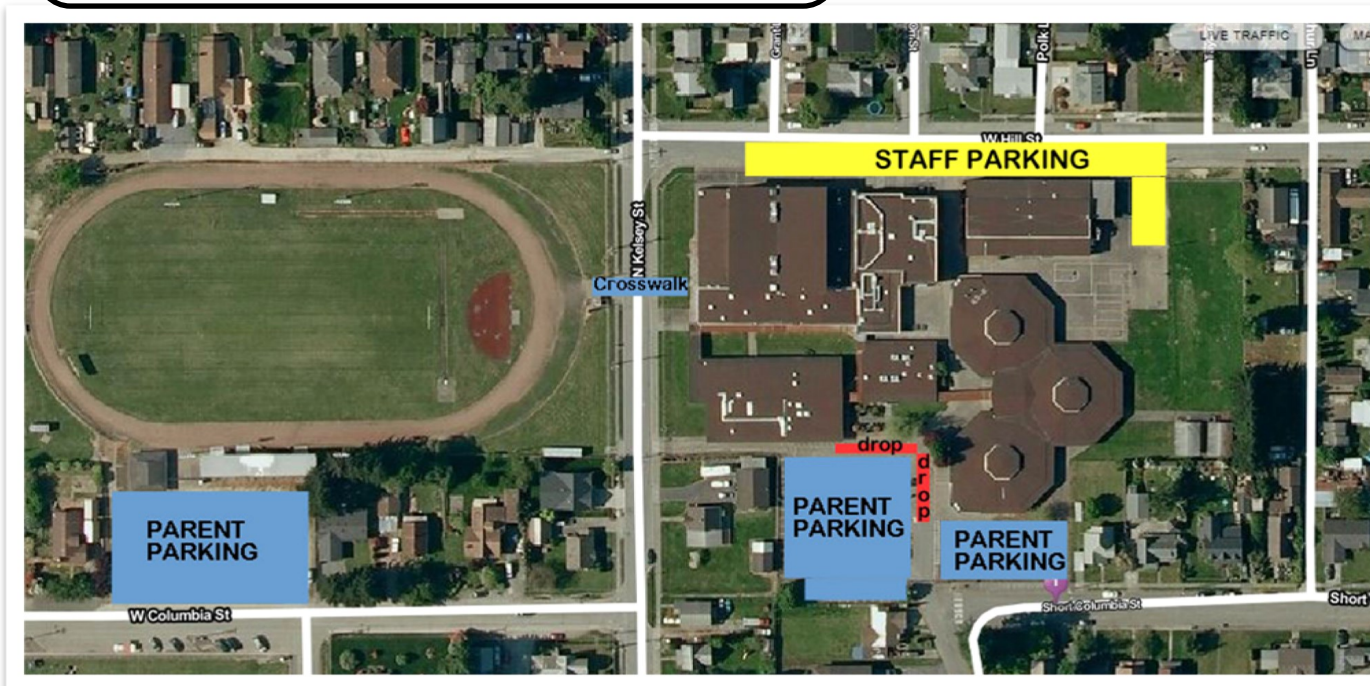
YELLOW – STAFF PARKING ONLY

BLUE – PARENT PARKING

RED – STUDENT DROP-OFF

PARKING

REMEMBER TO KEEP
OUR STUDENTS SAFE BY
FOLLOWING THESE TIPS:



- 20 mph school zone on N. Kelsey, W. Hill, Arthur Lane, and Short Columbia street
- NO parent\student parking and NO drop-off behind school on West Hill Street
- Drop off students in front of school office ONLY
- PLEASE PULL **FORWARD ALL THE WAY TO THE OFFICE** WHEN DROPPING STUDENTS (to reduce traffic backup into street)
- Please, **NO IDLING** in the parking lot. Turn engine off while waiting

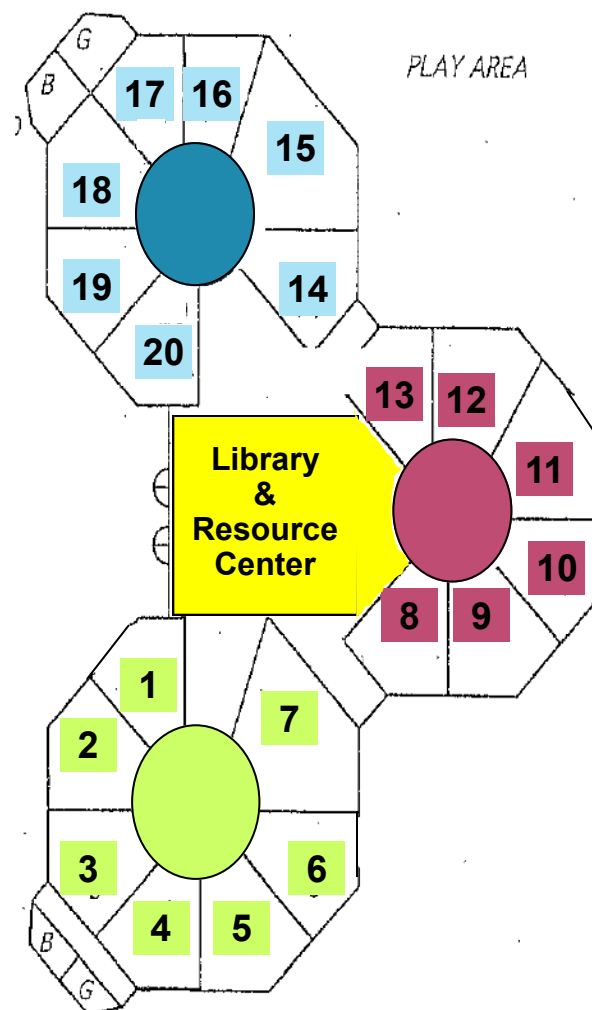
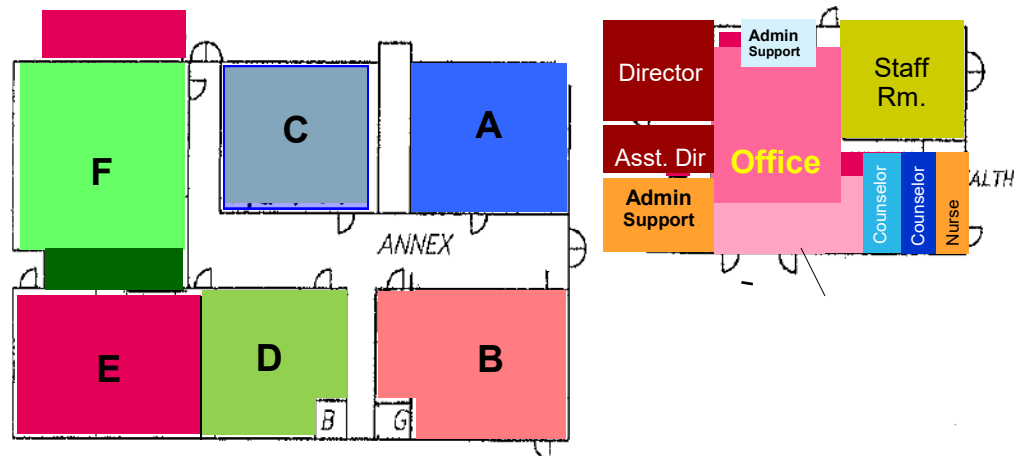
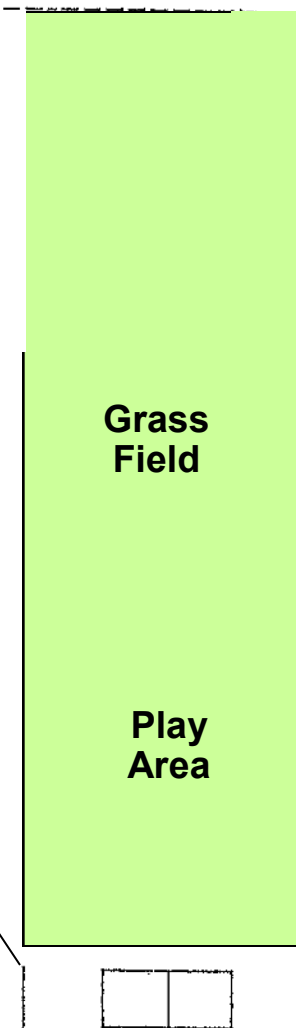
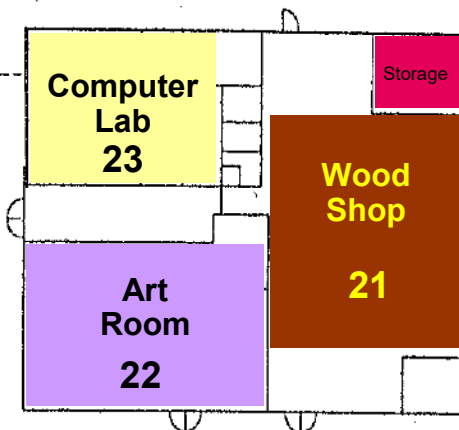
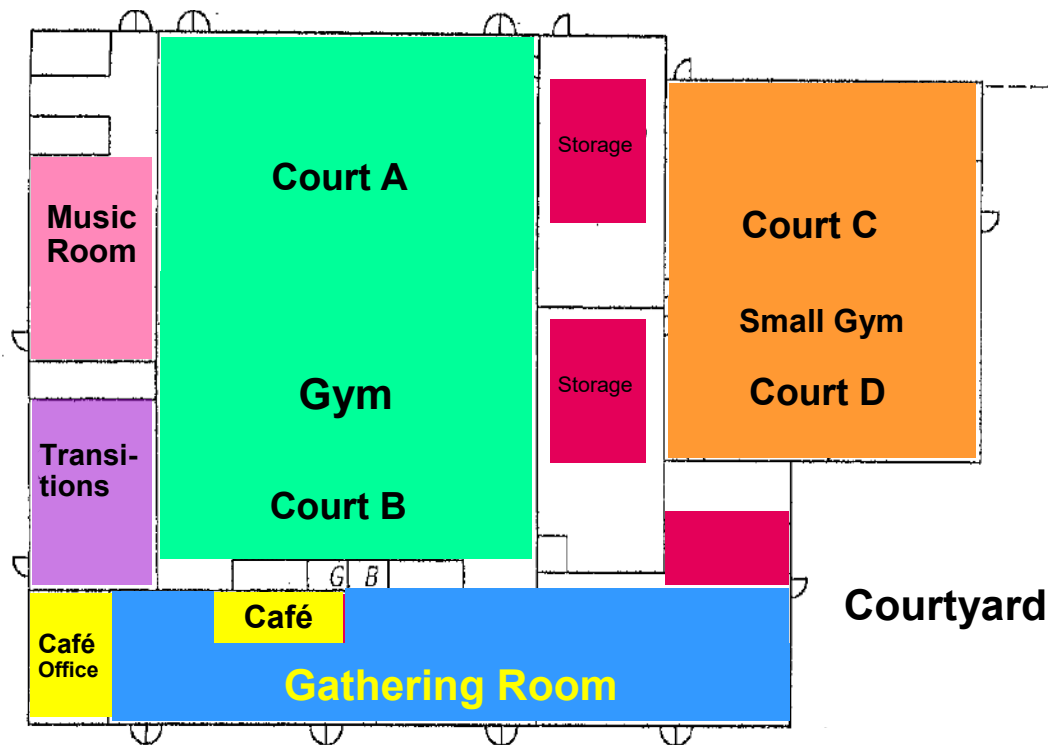


STAFF Parking is available in the back “lot” by the playground with an entrance off of Hill St. The makeshift parking spots against the gym building off of Hill St. along the back of the facility are designated as STAFF PARKING ONLY.

Please **DO NOT** use the back gate entrance off of Hill St. as a drop off or pick up area; vehicles are **NOT** supposed to enter or block this entrance at any time.

Overflow parking is available at the old stadium located off of Kelsey St. on West Columbia St.

Please cross the street using the designated crosswalk on Kelsey St.



Sky Valley Education Center
 351 Short Columbia St
 Monroe, WA 98272

Committees . . . Get Involved!

SVEC is a Parent Partnership program to support families with a desire and background in home-schooling. As such, it is our belief that parental involvement is essential. **To support this belief our expectation is that each family will have a parent representative on at least one committee of their choice. We will send out information about joining a committee in September or October. Find your passion!**

- **Academy of Critical Thinking** D & S Neary
Support program, attend meetings
- **Adolescent Montessori** Marcia Smith
Organize parent volunteers
- **Bazaar** Katie Kent
Organize vendors & volunteers
- **Bookshark/School 2 Go** Amber Ortiz
Plan student/parent connections
- **Choir** Nona Goodwin
Support choir program
- **Clothing Share** Katie Kent
Keep donations organized
- **Community Development** PTA
Help create & sustain sense of community
- **Dance Spotlight** Anne Maertens
Support dance program
- **Environmental Studies** Shaw/Zimmers
Support ESS program
- **Family Co-Op** Shawna Andrew
Support Family Co-Op program
- **Family Forest School** Shaw/Zimmers
Support Family Forest School program
- **Family Tour Guide & Mentor** Jacobs/Kent
Provide tours & info to visiting families
- **Fiddle/Ukulele** Shannon Miller
Support Fiddle/Ukulele program
- **Field Day** PTA
Organize, promote, volunteer Field Day
- **Food Bank** Katie Kent
Promote Food Drives & take donations
- **Fundergarten** Joylyn Sherwood
Support the Fundergarten Program, meetings
- **Gardening**
Support classes who maintain campus gardens
- **General Community Service**
Help on service projects needs for teachers
- **Graduation** Jamie Boyes
Help with graduation needs & volunteers
- **Instrumental Music** Michael Muelling
Support instrumental music program
- **InteGREAT** Karla Marzolf
Support the InteGREAT Academy program
- **Irish Dance** Robert Haley
Support Irish Dance program needs
- **Library** Katie Kent
Shelve books, check in/out books, etc
- **Lost & Found/Free Bins** Katie Kent
Keep lost & found and free bins organized
- **Montessori** Donna Acuna
Support Montessori program, meetings, etc.
- **Parent Advisory** Rosencrans/Clark
Attend Parent Advisory meetings, input, etc.
- **Playground** Katie Kent
Keep playground area tidy, put away equip.
- **Preschool Play Area** Rosencrans/Clark
Keep space organized, plan activities, etc.
- **PTA Support** PTA
Attend meetings, promote fundraisers, etc.
- **Robotics** Karen Ash/Nona Goodwin
Support Robotics program, assist in events
- **Shared Spaces** Katie Kent
Keep shared spaces tidy and organized
- **Spelling Bee** Anna Lyn Horky
Organize, promote, volunteer for Spelling Bee
- **STEM** Amanda Murphy
Support STEM program, meetings, events
- **SVEC Brag Box News** Anna Horky
Report news around campus, take photos, etc.
- **SVEC Workshops** Katie Kent
Plan, organize, promote SVEC workshops
- **SVECTACULAR** S Jones/A Murphy
Organize, set up/take down SVECTACULAR/ Art and Science Fair
- **Teen Area** Jill Maland
Develop, organize a welcoming space and plan activities
- **Yearbook** Susanna Jones
Take photos, compile information and ideas



Contact Katie Kent-kentk@monroe.wednet.edu

Code of Conduct

All of us at Sky Valley Education Center, from babies to grandparents, do our best to follow these simple guidelines:

- **Be SAFE**
- **Respect: Yourself ~ Others ~ Property**
- **Strive to meet your goals & support others as they strive to meet theirs**
- **Have FUN**

Resource Center (Library) Etiquette

- While not a traditional library, we still want our Resource Center to be a place where parents and students can work and learn!

PLEASE

- NO loud or boisterous behavior
- NO messy lunches or food/drink next to computers
- NO other distracting activities
- NO playing of violent video games

Lucy McCrain ~ Gr 5



Gathering Room Etiquette

Cleaning supplies are available for those times when an accidental mess occurs. Please be courteous to other families and our school and pick up after yourselves and clean up any of your messes!

Cake by Sylvia Corey ~ Gr 9



Playground Rules

- ALL students **MUST** be with a parent or guardian when using the play structure.
- Very young students playing chess, tether ball, or just running in the field must be accompanied by a parent or responsible adult as well. Staff will bring unattended young children to the office so we can help them find a parent. We want to make sure we keep them safe!
- Students 12 and older may play in the field or play ball, etc. unaccompanied, but **MAY NOT** use the play structure without an accompanying adult.


Visitors at SVEC

- We welcome visitors to Sky Valley! Please follow these guidelines when hosting a guest at our building:
- If a **PARENT** wants to bring a guest to see our school, no prior approval is needed. Enjoy your visit. :)
- **If a STUDENT wants to bring a visitor, prior approval from the parents AND the school must be obtained.** See the office for more information.
- Our graduates are welcome to stop by and share with us how great they are doing! : Please stop in the main office for a visitor's badge first, unless you are the "parent on campus" for a younger sibling.

Sky Valley Computer Use Guidelines

SVEC provides computers in the resource center/library and pods for students and families to use which include a variety of educational software for students. While the District uses state sponsored filtering software for the internet, parents should know that such software does not always filter out every inappropriate page. Here are some guidelines that students need to follow:

- **Students doing school work have priority over games.**
- **Every student at SVEC has a unique computer logon and password that changes each year.** This information is provided to you each fall and is available by asking any of our office staff or by logging into FAMILY ACCESS and choosing "PORTFOLIO".
- Computers should be used for **work related to** the student's individual learning plan.
- Computers should not be used to participate in chat rooms, instant messenger, or email unless related to the student's individual learning plan, or under the direction of a parent.
- **Only software programs owned by SVEC** may be installed on SVEC computers.
- No graphic, violent computer games may be played on SVEC computers.
- **No "Rated M"** games or games with gratuitous, graphic violence or blood ANYWHERE on campus at any time. Since this is a K-12 school, it is NEVER appropriate to be playing mature games anywhere on campus, whether on a school computer or your own.
- **No non-educational games in the PODS, AT ALL.**
- Students and parents are asked to be mindful of their surroundings when gaming in the library or on their own devices.
- No large groups of students gathering around a computer screen, loudly commenting on content being viewed.



Geneva Eady Gr 4

**ALL OF US ARE EMPOWERED TO GENTLY & RESPECTFULLY
REMIND OTHERS ABOUT THESE EXPECTATIONS**



CANVAS is a student management platform that allows teachers to embed links to videos and other multimedia into student assignments. CANVAS also allows for easier and more direct communication between teachers, students and parents. CANVAS is used by all of the Community Colleges in the area as well as most of the 4yr State Colleges.

FOR STUDENTS

Student Canvas site - <https://svec.instructure.com>

Students will need their school email address and password to log into CANVAS. Students logging into Canvas for the first time need to follow these directions:

Step 1: Go to mail.google.com

Step 2: Log in using your school district email account and school district password

Step 3: After authenticating email address go to above link - student should be logged in now.

FOR PARENTS

For parents wanting to log into CANVAS to view their student's assignments, please follow the directions below:

First time users please follow these instructions. Please note that for this setup you must use a Chrome or Firefox browser. If an Internet Explorer browser is used you will get an error message.

NOTE: After setting up password in Step 5 - make sure you go to Step 6. Canvas will redirect you to an incorrect login screen for parents.

1. Go to <https://svec.instructure.com/login/canvas>
2. Select forgot password.
3. Enter your home email address (NOTE: This is the email you have in SKYWARD).
4. Go to your email and click on link to change password.
5. Change your password and go directly to step 6.
6. Go back to <https://svec.instructure.com/login/canvas> and log in.

You should now see the published courses of your children along with their assignments and grades.



Zephaniah Silva ~ Gr 3

CANVAS NOTIFICATIONS

(Managing the Email Monster!)

Set your notifications to notify you immediately when announcements and Canvas emails are sent. Use a daily summary or weekly summary for everything else.

- **Conversations (Canvas's email system) and Announcements:** If you want to know immediately if a teacher emails you through Canvas then set "Conversations" to notify immediately. You may also want to see announcements immediately.
- **Discussions, Assignments, Grading:** A good notification choice for these items is to have changes sent via a daily summary. You will still get an email but not a ton of individual ones from all of your children's classes. Instead, one email with the updates from all classes!
- **Other Items:** Daily Summary or Weekly Summary probably works fine for most of the other items.

See our website for more information - Canvas tutorials

Online Resources (available to all families) Global School Licenses

BrainPop/BrainPop Jr: *BrainPOP Jr (K-3rd) BrainPop (3rd-12th) is an animated educational site for kids (math, language arts, social studies, science)* Site address: www.brainpop.com Username: **skyvalley** Password: **family**

Britannica School: Encyclopedia Britannica divided into learning levels and with fun learning paths and options
Britannica School Log-in Page > Scroll to the very bottom until you see product access then choose: log into Britannica School Username: **monroe** Password: **msd103**

Career Cruising: *Career Cruising is an online career guidance and planning system. People of all ages use the tools to find the right career, explore education and training options, and build their own portfolio.*

Site address: <http://www.careercruising.com/> Username: **svec** Password: **monroe**

Enchanted Learning: *Enchanted Learning (PeK-5th) is a supplemental program. It includes worksheets, printables, crafts, activities, and more across all major school subjects.*

Site address: <http://www.enchantedlearning.com> Username: **skyvalley** Password: **family**

Epic Books: Grade level digital reading platform for children 5-12 years old. 40K popular books high quality books.

Contact Amber Ortiz (oritza@monroe.wednet.edu) or Donna Acuna (acunad@monroe.wednet.edu)

i-Ready (1-8th): iReady offers online math/reading assessments (1st-8th), beginning, middle, and end windows

Site address: <https://login.i-ready.com/> Contact Amber Ortiz (oritza@monroe.wednet.edu) for more information.

Learning A-Z: Headsprout: *Headsprout (k-2) and comprehension (2nd-4th) is an online reading program. Ask Amber Ortiz to register your student.*

Site address: www.headsprout.com Contact Amber Ortiz (oritza@monroe.wednet.edu) for more information.

Learning A-Z: Reading A-Z (K-5th): Printable decodable and leveled books, worksheets, and assessments.

Contact Amber Ortiz (oritza@monroe.wednet.edu) for more information

Learning A-Z: RAZ Kids: Digital readers that are assigned to the student based on their reading level and growth goals.

Ask Donna Acuna to assess skill level (acunad@monroe.wednet.edu)

Starfall (PreK-3rd): An animated educational site for kids which includes math, reading, and language arts.

Username: **skyvalley@monroe.wednet.edu** Password: **family**

Study.com: Accessing a study.com course will "count" as 1 of a student's 7 weight of classes for each class taken.

Search "study.com" in Allie or email Dan Brown, brownd@monroe.wednet.edu.

Tutor.com: Work directly with a friendly, highly qualified expert tutor in an online classroom; ELA, writing, social studies, math (elem-HS), science, and executive functioning

Type to Learn: Online keyboarding program, assess student skill level. Contact Anna Horky at horkya@monroe.wednet.edu

Zearn Math: *Zearn is an award winning complete math curriculum for grades 1-5. Lessons are interactive and parents receive a report showing progress.* Site address: www.zearn.org



SKY VALLEY
EDUCATION
CENTER

HOME LEARNING SUPPORT

ABOUT

FAMILIES

ALLIE/CANVAS

CALENDAR/NEWS

SVEC Website



Mya Crandall ~ Gr 2

Our district website is your FIRST STOP for anything and everything Sky valley! The FIVE tabs located on the website banner contain all your wants and needs to assist you in partnering with us.

HOME LEARNING SUPPORT

- ⇒ SVEC HOME LEARNING RESOURCES
- ⇒ OTHER COMMUNITY RESOURCES
- ⇒ HOME LEARNING PACKETS
- ⇒ COMMUNICATIONS TO PARENTS
- ⇒ COUNSELING SUPPORT
- ⇒ TECHNOLOGY SUPPORT
- ⇒ INTERNET OPTIONS
- ⇒ CONTENT KEEPER ROOT CERTIFICATE INSTALLATION
- ⇒ COUNSELING SUPPORT

FAMILIES

- ⇒ SVEC NOTICES & GUIDELINES
- ⇒ REGISTRATION
- ⇒ ATTESTATION FORM
- ⇒ GUIDANCE COUNSELING RESOURCES
- ⇒ PTA
- ⇒ ORIENTATION
- ⇒ PART TIME ENROLLMENT
- ⇒ CLASS OF 2023 GRAD INFO
- ⇒ SVEC 101
- ⇒ DECLARATION OF INTENT

ALLIE/CANVAS

- ⇒ ALLIE
- ⇒ STUDENT/STAFF CANVAS
- ⇒ PARENT CANVAS
- ⇒ CANVAS FAQ

ABOUT

- ⇒ WHO WE ARE
- ⇒ PROGRAMS
- ⇒ MISSION STATEMENT
- ⇒ REPORT A CONCERN

CALENDAR/NEWS

- ⇒ CALENDAR
- ⇒ NEWS
- ⇒ WEBSITE FEEDBACK
- ⇒ SVEC FACEBOOK

Offsite Class Progress/30 Day Progress and Academic Intervention Plans

Full time student learning plans must reflect a certain number of hours, estimated on a weekly basis, in the plan.

Kindergarteners need **14 hours** (Except Montessori, Fundergarten, Family Co-op, Family Forest School, School 2 Go and Bookshark which are **28**) and 1st– 12th graders need **28 hours**. If your student is enrolled in other programs such as Running Start, Sno-Isle or another school their learning plan hours will be adjusted to reflect their part time status at SVEC.

If your child already has close to the required estimated weekly hours in their learning plan, AND has 5-7 onsite classes in their schedule AND the schedule has some core subjects then you *DO NOT* need to worry about adding offsite classes to your learning plan.

***As of the 2020-21 School Year:
Families are welcome to enroll part time,
however, the minimum part time enrollment is 40%.
It is still possible to enroll in 1 class at SVEC
and be 40% enrolled; ask us how!**



Eden Larsen
Gr 3

**If you are able, we appreciate
enrollment at 60% or greater,
as this helps us fund our
amazing class offerings.**

Our SLP Consultants can assist you in adding hours to your child's student learning plan. They will work with you monthly to obtain offsite class progress and are a great resource for curriculum questions.

Students will need to submit a cover sheet with a work sample to the SLP Consultant overseeing their offsite class or classes. Copies of those cover sheets are available from each consultant. Student work samples might include: a test, an essay, copies of workbook pages, a log of time, or other approved work samples. Just talk to your consultant about what is acceptable for submitting work samples or activity logs. **We also have the option for a monthly face to face check-in meeting INSTEAD of the work sample for K-6 Reading and Math.*

Student work samples must be turned in to the SLP Consultant in charge of the class by the deadline for each month – which is marked in your family calendar/handbook. Generally, the deadline for submitting work samples for offsite classes is a week before the end of the month, so consultants have time to review them. Consult your calendar for exact dates. If work is not turned in by the deadline, the student will receive unsatisfactory progress for the offsite class for the month.

Repeated failure to turn in work samples by the deadline may result in removal from the program.



Offsite Class consultants are provided for your planning and convenience!

Questions? Contact:

Cara McCrain:
mccrainc@monroe.wednet.edu
or

Aminda Gonzales:
gonzalesa@monroe.wednet.edu

★★ Offsite class consultants will take care of writing your class description with your input. They will take care of the details!

★★ Offsite class progress will then be completed for your students' offsite class or classes by the consultant, who will enter the comments for you based on the work sample provided. You won't have to do anything else!

Unsatisfactory Progress

Students receive monthly progress for ALL of their classes – both on and off site. This class progress is used to determine whether the student is making OVERALL satisfactory progress at Sky Valley. For the purposes of reporting, students with unsatisfactory progress in more than **50% of their classes** will receive UNSATISFACTORY OVERALL PROGRESS. Progress is available for students and parents to see 24/7 via the new ALLIE Student Management System. Unsatisfactory Progress in a block class or weighted program may result in overall unsatisfactory progress regardless of progress in other classes.

★★Please check OVERALL progress at the end of each month in ALLIE★★

Students who receive OVERALL UNSATISFACTORY progress are required to schedule and attend an intervention plan meeting in the office **WITHIN 5 SCHOOL DAYS OF RECEIVING UNSATISFACTORY OVERALL PROGRESS**. Failure to attend an intervention plan meeting may result in removal from the program. Students who repeatedly do not make satisfactory progress in multiple classes, whether they receive overall unsatisfactory progress or not, may be counseled to leave Sky Valley. Our responsibility is to support families in helping students be successful with their learning plan – whatever that learning plan entails. If you have extenuating circumstances, need help with your student's learning plan, or need assistance helping your child be successful, we are here to help!

Off-site Course Description Example

If your Learning Plan has close to 28 hours (grades 1-12), or 14 hours (Kindergarten, except Montessori , Fundergarten, Co-op, School 2 Go, BookShark & Family Forest School) of ON-SITE learning, you do NOT need to add any off-site classes. If you have a student grades 9-12 and want credit for an off-site class see the counseling office for details.

You may also follow [THIS EXAMPLE Draft below](#);

Preparing for Your Offsite SLP Meeting

Taking a few minutes to jot some things down will make your meeting go quickly and more smoothly.

1. Student Name: _____
2. Class Name: _____
3. Approximately how many hours per week will your student be working on this class? _____
4. What is the name of the curriculum you are using?

5. Write a brief description of the class here. (3-5 sentences)

6. What learning activities will your student complete each week? (Some examples may include worksheets, quizzes, tests, written responses, etc.)

7. How many lessons will your student complete in 10 months (about 40 weeks) of study? _____
8. How will you know that your student is learning and has mastered the material?

It would be helpful if you were to complete one of these outlines for each class that your family is planning to study offsite

Copies of this form are available in the office if needed!

METHODS OF OBTAINING HIGH SCHOOL CREDIT TOWARD GRADUATION

Courses taken at Sky Valley Education Center

The course instructor will determine course credit for classes taken at Sky Valley Education Center. This credit will depend on a variety of considerations, class participation, completion of assignments, and the quality of the work performed. Check the course description for details—not all classes are worth the same amount of credit.

Since all SVEC courses do not meet on a daily basis, students are expected to take their classroom learning and apply it to activities and assignments outside the classroom walls. It is reasonable to expect students to spend more time on outside activities and assignments than the time they spend in class. This additional work may be practicing a particular skill, working on class assignments, or completing additional/enrichment work provided by the student's parent.

When course work meets Sky Valley's high standards, an instructor will award credit for the work and the counseling office staff will enter that credit on a student's transcript. This granting of credit is usually done in February and June. According to Monroe School District policy, **7th and 8th grade students who are enrolled in an academic high school course on site OR in an online class** (Foreign Language, English, Health, Math, Social Studies or Science **WILL EARN** High School credit if they complete all of the course requirements at a satisfactory HS) level. If you do not want your 7th or 8th grader to earn HS credit, please communicate this to your counselor.

****Monthly progress is NOT the same as earning high school credit. ****
Sky Valley does NOT award letter grades

When credit is earned a student will be given a "P" for passing. If a student's work is exceptional and they have demonstrated additional learning through additional projects or research, the teacher may give the student an "Honors" designation for that class. Teachers have high expectations for students who receive credit. For example, it is not unusual for classes to require students to meet standard on all assignments and all assessments. This may mean that your student may have assignments and assessments that they will have to redo in order to meet the standard set for receiving a "P" in the class. Please read the "Progress Criteria/Methods of Evaluation" for the classes that your student is signed up for in order to understand what is expected to earn a "P" or credit in the class. Students interested in earning "Honors" should talk to their teacher at the BEGINNING of the term to find out what extra requirements they will have to meet to earn the "Honors" designation on their transcript.

Incompletes

Students have one semester to make up incomplete assignments to receive a grade. After that all incompletes "NC" will permanently become an "N" on the student's transcript. Incompletes may only be granted in EXTREME circumstances.

METHODS OF OBTAINING CREDIT (continued)

OFF-SITE and Home Based Credit Portfolio (Grades 9-12):

The following guidelines are intended to assist students and parents as they present their off site classes for approved credit on the student's transcript.

- 1) If you have <28 hours in your learning plan, work with your WSLP consultant to add it to your student's learning plan. If you have >28 hours in your learning plan, complete the **pink sheet** in the office instead. **In either case, preapproval of offsite or home based classes protects you and your student!**
- 2) Have the student do the work as directed.
- 3) The STUDENT schedules an appointment with one of the guidance counselors and presents their completed work to be reviewed. Please note that the end of the year is the busiest time, so plan ahead.
- 4) If the offsite class is on the SLP, then the student MUST meet monthly progress criteria AND submit work samples AND compile a portfolio of all work AND meet with one of the counselors when they complete the course.

As a student progresses through the above steps, they need to be putting together a portfolio of work that represents all of their learning experiences. Credit is granted or denied by the counselors after reviewing a student's learning portfolio with the student.

KEEP EVERYTHING! The portfolio should include the following information, in a complete and organized portfolio:

CORE Courses: English, Math, Science, Social Studies, etc...

- 1) **Coversheet:** Title, student name, date and type of credit requested.
- 2) **Table of Contents**
- 3) **Evidence of Learning:** Completed questions/answers, tests, quizzes, papers, projects, field trips, references and resources page, etc... ALL work completed.
- 4) **Materials Used:** Students bring in the textbooks, videos, computer software, etc...
*** Curriculum must be at the HS level or higher. *** Please ask one of the counselors if you are unsure.



Rosie Hoepfner ~ Gr K

TIME LOG Courses: PE, Music, Vocational and Art

- 1) **Coversheet:** Title, student name, date and type of credit requested.
- 2) **Documentation:** You must provide a detailed log of hours and activities with the total hours for the course computed.
1.0 Credit = 150-180 hours .5 credit = 75-90 hours .25 credit = 45 hours
Based on the course content, provide the following if applicable: list of any materials used, pictures, journal, letter from supervisor, etc... You must include some documentation other than just a log.
- 3) **Summary:** Written summary of student experience and skills learned through course.
- 4) **Other documentation:** Photos, certificates, artifacts, etc.

***You MUST document, keep and present ALL student work so that the evaluator can be sure that the student met an appropriate level of learning. We have sample portfolios in the main office if you'd like to see an example.**

METHODS OF OBTAINING CREDIT (continued)

Courses Transferred In From Another High School Program

When a student enrolls at Sky Valley and has earned high school credit(s) at another school those grades and credits may be transferred onto the student's high school transcript pending the accreditation of the other school. The parent will need to provide an official transcript from the previously attended school or work with the office to obtain one. The grades on the transferring student's transcript will be entered onto the Sky Valley transcript when all transfer requirements have been met.

Running Start Credit

Sky Valley Education Center students at the junior or senior level are encouraged to attend Running Start. When enrolled at a neighboring community college the student will earn both high school credit and community college credit. Usually a 5-credit community college course will count for 1.0 credit at Sky Valley. Courses with less community college credit will receive proportionally less Sky Valley credit. Grades earned at Running Start will be entered on the Sky Valley Education Center transcript.

A student's total enrollment cannot exceed 1.2 FTE. What that means is students who are enrolled full time in RS (taking 3 classes) may only take 1 or 2 classes at SVEC. Students taking 2 RS classes can enroll in more SVEC classes. Off-site classes don't "count" towards that limit. ****If you are planning on being a RS student at ANY time during the school year, stop in and let us know in the office. ****

Sno-Isle Tech Center

Sno-Isle Tech Center is a regional public school run by the Mukilteo School District that offers technical training to junior and senior students that are enrolled in public schools in Snohomish County. Sno-Isle Tech currently offers nineteen courses in five different career pathways. You can view courses/classes listed by pathway or in alphabetical order on their website at <http://www.snoisletech.com/>.

Study.com

Study.com online content is available to 9th-12th grade students. We have informational flyers in the main office. Email Dan Brown at brownd@monroe.wednet.edu for more information or sign up in Allie!

Contract Based Classes

Contract based learning credits can be earned at SVEC by secondary students in grades 9-12. Curriculum is available for grades 9 and up. Each contract based class counts as one of your weight of classes. Make an appointment in the office to get more information.

Passing score on SBAC ELA, MATH, or HS Science

World Language Competency Testing

*****Adequate Progress*****

Students NOT making substantial progress in their chosen goals or programs may not be able to attend Sky Valley Education Center the following school year or term.








SEPTEMBER 2022

Ezrah Silva ~ Gr K

Ava Arleo ~ Gr 10



Sunday	Monday	Tuesday	Wednesday	Thursday	Friday	Saturday
				1	2	3
4	5	6 	7 	8 REQUIRED SLP Meetings FOR Students	9 REQUIRED SLP Meetings FOR Students	10
11	12 REQUIRED SLP Meetings FOR Students	13 REQUIRED SLP Meetings FOR Students	14 REQUIRED SLP Meetings FOR Students	15 REQUIRED SLP Meetings FOR Students	16 REQUIRED SLP Meetings FOR Students	17
18	19 REQUIRED SLP Meetings FOR Students	20 	21	22	23	24
25	26  Picture Day!	27 Offsite Work Samples Due!	28	29  Check your students overall progress	30	

Safety is one of our district's top priorities and to help safeguard our school community.

Our district is using **SafeSchools Alert** a tip reporting service that allows students, staff, and parents to submit safety concerns to our administration four different ways:



Phone or Text: (360) 799-5419

Email: 1003@alert1.us

Web: <https://monroe-wa.safeschoolsalert.com/>

Mobile App: You can download a free **SafeSchools Alert App for Android or Apple smartphones. To submit tips for our district make sure to enter the following code in the app when prompted; **#1003****

You and your child can easily report tips on bullying, harassment, drugs, vandalism or any safety issue you're concerned about through SafeSchools Alert. When you submit a tip, be sure to use our district's identification code: 1003 in your communication.

Every tip SafeSchools Alert receives about our district is immediately logged in the system and our administration is notified so that they can investigate and take appropriate action.

And, tips may also be submitted anonymously if you prefer.

Together, using SafeSchools Alert, we can make our district a safer place to work and learn! Thanks in advance for your support.

*** * *PLEASE NOTE* * ***

If you have any concerns at all, please do not hesitate to come to the office and talk to someone!



OCTOBER 2022

Morgan Vittic ~ Gr 6



Emogene Shaw ~ Gr 4

Sunday	Monday	Tuesday	Wednesday	Thursday	Friday	Saturday
						1
2	3	4	5 Parent Advisory Meeting @ 1:30	6	7	8
9	10	11	12	13	14	15
16	17 STAFF ONLY thank you NO SCHOOL	18	19	20	21	22
23	24	25	26	27	28 Offsite Work Samples Due! ✓ Check your student's overall progress	29
30	31					

HERE ARE THE PLANS...


Plan A... Check the Monroe School District website at www.monroe.wednet.edu. The MSD site is updated soon as the superintendent approves schedule changes.

Plan B... Our district utilizes the **SchoolMessenger** system to deliver text messages straight to your mobile phone with important information about events, school delays/closures, safety alerts and more.

You can participate in the free service by sending a text message of "Y" or "Yes" to our district's short code number, 67587.

Plan C... Call the district transportation 24 hr phone hotline at 360-804-2950 for a recorded message.

Monroe School District's first priority is the safety of our students, parents and staff. When ice and/or snow make driving on our local roads hazardous, the district will cancel school or delay the start of school by 2 hours to allow time for the roads to clear/thaw.



Noah Heckman ~ Gr K



Shaylee Robinson ~ Gr 1

Inclement Weather

At SVEC a 2 hour late start means;

- 9AM and 10AM classes are cancelled
- 10:30 classes start at 11AM
- *Montessori, STEM, ESS, ACT-HS, and Family Co-op* would all start at 11AM.
- Family Forest School would be cancelled
- Academy of Critical Thinking-MS would be cancelled, but HS could start at 11AM.



NOVEMBER 2022

Isaac Winslow ~ Gr 3



Valkyrie Hougardy ~ Gr 2

Sunday	Monday	Tuesday	Wednesday	Thursday	Friday	Saturday
		1 No Classes Today Bring your parent to school day!	2 Parent Advisory Meeting @ 1:30	3	4	5
6	7	8	9	10	11  NO SCHOOL	12
13	14	15	16  Picture Day	17	18 Offsite Work Samples Due!	19
20	21	22	23 Early Release School Ends at Noon	24  Thanksgiving Holiday break— NO SCHOOL	25	26
27	28	29  NO SCHOOL	30  Check your student's overall progress			

Statement of Understanding

In accordance with the Alternative Learning Experience implementation standards, reference WAC 392-550, prior to enrollment parent(s) or guardians shall be provided with documentation attesting to the understanding of the difference between home-based instruction and enrollment in an alternative learning experience (ALE).

Summary Description of Home Based Instruction

Instruction is provided by the parent or guardian as authorized under RCW 28A.200 and 28A.225.101

Students are not enrolled in public education.

Students are not subject to the rules and regulations governing public schools, including course, graduation, and assessment requirements.

The public school is under no obligation to provide Instruction or Instructional materials, or otherwise supervise the student's education.

Alternative Learning Experience

Is authorized under WAC 392-550

Students are enrolled in public education either full time or part time.

Students are subject to the rules and regulations governing public school students including course, graduation, and assessment requirements for all portions of the ALE.

Learning experiences are:

- Supervised, monitored, assessed, and evaluated by certified staff.
 - Provided via a written student learning plan.
 - Provided in whole, or part outside the regular classroom.

Part-time Enrollment of Home Based Instruction Students

Home-based instruction students may enroll in public school programs, including ALE programs, on a part-time basis and retain their home-based instruction status. In the case of part-time enrollment in ALE, the student will need to comply with requirements of the ALE written student learning plan, but not be required to participate in state assessments or meet state graduation requirements. (Unless they are seeking a SVEC diploma)




DECEMBER 2022



Cake by Mattisen Davila ~ Gr 12

Izabelle Strand ~ Gr K

Sunday	Monday	Tuesday	Wednesday	Thursday	Friday	Saturday
				1	2	3
4	5	6	7	8	9	10
			Parent Advisory Meeting @ 1:30			
11	12	13	14	15	16	17
	Offsite Work Samples Due!				 Check your student's overall progress Early Release School Ends at Noon	
18	19	20	21	22	23	24
	Winter Break * * * No School					
25	26	27	28	29	30	31
 Christmas	Winter Break * * * No School					

Print Student Name: _____

School of Choice Statement of Understanding /Sky Valley Education Center, Monroe WA

I understand that Sky Valley Education Center (SVEC) is a school of choice. As a school of choice, and not my student's traditional neighborhood school, I understand that...

** SVEC does not have a food services program for any students.*

**SVEC has high expectations of behavior. All students are expected to be respectful, responsible, and conduct themselves at all times with the knowledge that this is a family environment. I understand failure to do so could result in my student being asked to leave and/or a parent being required to be with my student, regardless of age.*

** SVEC relies on parents to provide supervision for their students.*

** SVEC does not provide transportation to or from school for any students.*

** SVEC does not provide a school nurse or health room attendant on campus.*

**Our family must be willing and able to teach at home.*

**SVEC does not guarantee enrollment in any particular class, program, or subject area, rather it provides resources to support parents, including on site classes, curriculum to support home based learning, online resources, and teachers to support our partnership with you.*

** Students under the age of 12 must be accompanied by a parent while on campus. However, regardless of the student's age, parents may need to attend with students who require additional support, whether for academic, social, emotional, or health needs, regardless of which classes or program they are in. Parents, essentially, are the student's aide in the classroom and on campus.*

** Because it is an open campus without formal supervision, SVEC does not enroll students with attendance issues or behavioral concerns.*

** Students who require and qualify for special support services (special education, English language learners, Title I/LAP, etc.) and are granted enrollment at SVEC will receive those services at one of the traditional neighborhood schools. Enrollment might then be shared between the two schools, which may limit how many classes the student can take at SVEC.*

** SVEC does not give letter grades or report cards. Student progress is measured on a monthly basis, and high school students earn credits with designations of "P" for Pass, "NC" or "N" for no credit earned. An "H" for Honors under credit designation is an option for most onsite classes. We do not convert our transcripts into letter grades, but do enter letter grades granted from other institutions if a student transfers to SVEC or attends Running Start or Sno-Isle.*

**Failure to make satisfactory progress, whether overall or in individual classes, could result in my student being unable to return to Sky Valley at the semester or the following school year.*

**I understand it is my responsibility to log into CANVAS, ALE and the SVEC website frequently to check on my student's progress, read important news, consult the school calendar for scheduling changes, check on teacher absences and class cancellations, and check for teacher communications.*

If I would like to access any of the above services not available at SVEC, I may seek enrollment in my child's traditional neighborhood school, or request an inter-district or choice transfer to one of the traditional neighborhood schools.

I understand the school calendar also serves as the school handbook, and contains a great deal of important information I need to be familiar with, and am responsible for.

I understand turning in this registration packet places my student(s) on a waiting list and does not constitute enrollment.

I understand there is a legal difference between home-based instruction (home-schooling) and full time enrollment in an alternative learning program.

I have read and understood the above school of choice options.

Parent Name (Please Print) _____

Parent Signature _____

Date _____





JANUARY 2023

Serina Divers ~ Gr 1

Gaizka Egusquiza ~ Gr 2



Sunday	Monday	Tuesday	Wednesday	Thursday	Friday	Saturday
1 	2 Last Day of Winter Break	3 WELCOME BACK!	4 Parent Advisory Meeting @ 1:30	5	6	7
8	9	10	11  NO SCHOOL	12	13	14
15	16  NO SCHOOL	17	18	19	20	21
22	23 Offsite Work Samples Due!	24	25	26	27 NO SCHOOL NON-WORK DAY FOR TEACHERS	28
29	30  Check your student's overall progress	31 END of 1st Semester				



SVEC PTA has a Square Online Store! Pay for memberships, donations and more!

<https://squareup.com/store/svecstore>

SVEC PTA Fundraising--Quick Facts

Amazon Smile: Go to smile.amazon.com and indicate SVEC as your charitable organization.

Fred Meyer and Kroger Community Rewards: Link your rewards cards to SVEC through their Community Rewards Program. Go to fredmeyer.com or qfc.com, click Community Rewards at the bottom of the page and follow the directions to link your card.

PCC Scrip: Buy a preloaded \$50 PCC gift card and 5% comes back to SVEC. Every time they are reloaded, another 5%! Ask a PTA board member how to purchase a card.

Box Tops: Every Box Top is worth 10 cents and translate to cash cards. Please collect from friends, relatives, neighbors, etc. and turn them into the collection box in the resource and gathering room.

Direct Giving/Company Matching: Is there a program at SVEC that is dear to your heart? You can make a cash donation anytime and receive a tax deductible receipt. Many companies in our area offer donation matching. Check to see if your company will match your donation.

PTA Membership: Become a PTA member! A portion of each membership helps fund our operating costs.

If we all work together we can find the money our unique school needs to grow, improve and support our children's education into the future. Thank you, your SVEC PTA board.

Email: skyvalley.pta@gmail.com






FEBRUARY 2023

Ella McCrain ~ Gr 5

Family Forest School K-5



Sunday	Monday	Tuesday	Wednesday	Thursday	Friday	Saturday
			 Sibling Application Deadline Semester 2 BEGINS			
5	6	7	8	9	10	11
12	13	14	15	 NO SCHOOL	PRESIDENT'S DAY BREAK NO SCHOOL	18
19	 NO SCHOOL	Offsite Work Samples Due!	22	23	24	25
26	27	28				

Washington State Testing

As a public school, SVEC participates in ALL required state testing. Students in Grades 3-8 and 10th are given the Smarter Balanced tests in Math and English Language Arts (ELA). We offer these computer based tests generally during late April early May. All regular SVEC classes will be cancelled during our spring SBAC testing window. Students in 5th, 8th, and 11th grade will also be given the Washington Comprehensive Assessment of Science (WCAS) test. The WCAS is normally given on a Monday in April or May.

High School students who plan to earn a SVEC school district diploma must meet the credit and testing requirements the state has in place for their graduating year. Starting with the 2020 graduating class, students will need to meet standard on the SBAC ELA, and Math tests or approved alternative in order to meet the MSD graduation requirements. Approved alternatives can only be accessed by students that have attempted the SBAC tests and not met standard. Starting with the 2021 graduating class, students will also need to meet standard on the WCAS Science test as well as the SBAC Math and English test. Again, for those not meeting standard there are alternatives available that will still meet MSD graduation requirements.

We encourage ALL students to participate in state testing. At the lower grade levels, these tests give parents and the school detailed information on how individual students are progressing. It also gives these students valuable test taking practice for the Smarter Balanced and WCAS tests. This practice will be valuable when, in 10th grade, passing the Smarter Balanced and WCAS tests determines whether or not a Monroe Public Schools diploma can be earned.

Parents will make the decision on whether or not their student participates in state testing. Parents that choose NOT to have their student(s) test will be asked to fill out and sign a state testing refusal form. SVEC will receive a zero for those students that opt out of testing. These zeroes will be factored into SVEC's report card and will bring our passing averages down. The report card can be viewed on the OSPI website at: <https://washingtonstatereportcard.ospi.k12.wa.us/>



In past years, it has been our experience that those students who participate in state testing generally score well. Our scores at different grade levels are generally as good as or better than the State and District scores. For example, SVEC participation rate for the 10th grade SBAC ELA test is approximately 90% and of those SVEC 10th graders that tested, over 90% of them met the “college ready” standard. This is above the State average for the SBAC ELA test for 10th grade. High school students who pass the high school exams may elect to earn 1.0 credit for each test. See your counselor for more information.

Zephaniah Silva ~ Gr 3





Lyla Clayton ~ Gr 7

MARCH 2023



Rowan Szmytkowski ~ Gr 3

Sunday	Monday	Tuesday	Wednesday	Thursday	Friday	Saturday
			No Classes Today! <i>Bring your parent to school day!</i>	2	3	4
5	6	7	8 Parent Advisory Meeting @ 1:30	9	10	11
12	13	14	15	16	17	18
19	20 Offsite Work Samples Due!	21	22	23	24	25
26	27	28	29	30  NO SCHOOL	31  Check your student's overall progress	

MSD Athletic Schedule

NCAA

It is extremely important that any parent concerned about NCAA eligibility for their student speak to a guidance counselor BEFORE their student begins 9th grade.

Contact Monroe High School, Park Place Middle School or Hidden River Middle School and speak with their athletic director for details or questions.

Registration

To register, first contact the SVEC office to request a Skyward/Family Access log in. Next, sign-in to your parent Family Access account and click on the 'Online Forms' tab on the left. Once the online forms are completed, press 'submit.' Please remember to print and return the Medical History Questionnaire and Physical Exam form (good for 2 years) to the Athletic Office if you did not upload them during your on-line registration.



Middle School Sports 7th and 8th Grades

One time ASB Fee and athletic department fee (fees subject to change)

FALL

Tryouts– August Schedule ends in early November

Football
Softball
Cross Country

WINTER 1st Season

Tryouts– Early November Schedule ends late January

Volleyball
Boy's Basketball

WINTER 2nd Season

Tryouts– Late January Schedule ends late March

Wrestling
Girl's Basketball

SPRING

Tryouts– Early April Schedule ends early June
Track and Field



Juliana Long ~ Gr 1

High School Sports 9th through 12th Grades

Fee per sport + one time ASB Fee, (fees subject to change)

FALL

Tryouts– August Schedule ends in early November

Football
Girl's Volleyball
Cross Country
Boy's Tennis
Girl's Soccer
Girl's Swim/Dive

WINTER 1st Season

Tryouts– Mid November Schedule ends in February

Boy's and Girl's Basketball
Wrestling
Boy's Swim

WINTER 2nd Season

Tryouts– Late January Schedule ends late March

Wrestling
Basketball

SPRING

Tryouts– Late February Schedule ends late May

Boy's Soccer
Boy's and Girl's Golf
Boy's Baseball
Lacrosse *club sport, different fees apply
Girl's Softball
Girl's Tennis

***If your student is an athlete please check the district website for changes to the 2022-2023 athletic season.**



APRIL 2023



Pet Gosser ~ Gr 3

Luciana Didaldi ~ Gr 9

Sunday	Monday	Tuesday	Wednesday	Thursday	Friday	Saturday
						1
2	3	4	5	6	7	8
	Spring Break * * * No School					
9	10	11	12	13	14	15
			Parent Advisory Meeting @ 1:30			
16	17	18	19	20	21	22
					Offsite Work Samples Due!	
23	24	25	26	27	28	29
					 Check your student's overall progress	
30						

Graduating and Participating in the Ceremony at SVEC

“Graduation” or “graduating” at Sky Valley Education Center can mean a number of things, so we want to make sure you know what your options are as a SVEC student.

Some of our students work towards and earn school district diplomas from SVEC. Those who do must complete all of the district and state requirements for earning a high school diploma, including but not limited to passing required “high stakes” tests or approved alternatives. Which tests are required is different depending on the graduation year, AS IS WHICH CREDITS ARE REQUIRED, so consult your graduation checklist in SKYWARD and talk to our Counseling Department if you have any questions about this graduation option. Students earning a SVEC diploma are eligible to participate in the SVEC graduation ceremony.

Students who may be earning other types of diplomas may also participate in our graduation ceremony, even if they are not earning a Monroe School District/SVEC diploma. Any student earning a diploma from an accredited or recognized school, whether public or private, AND students earning AA Degrees through Running Start are also eligible to “walk” in the SVEC Ceremony, regardless of what credits they have earned, although they will not receive SVEC diplomas. If you have any questions about whether your chosen school is accredited or recognized, please inquire in the main office.

Students earning homeschool diplomas may also participate in our graduation ceremony, if they have earned the required number of credits in each subject or category as required for the SVEC diploma, even if the coursework is not identical, and even if they do not participate in state testing. Again, students earning a homeschool diploma will not receive a SVEC diploma, but may “walk” in our ceremony if they have earned, for example, 4 credits of English, 3 credits of Math, 3 credits of Science, etc...

Please remember the number of credits required to graduate for any given year is listed on a student’s Graduation Checklist in SKYWARD, and is different depending on the graduation year!

Our desire is to honor all students who are graduating, regardless of the type of diploma they are earning. At SVEC we strive to “walk our talk”, and since we say that all students learn differently and take different paths, it is important that we celebrate with ALL of our graduates, no matter which diploma they are earning.

If you have any questions about graduating or earning a diploma, we are here to help! Stop in or call the office any time with questions.

****Please Note: If your child is earning a diploma from an entity other than SVEC, but you want to participate in the SVEC ceremony, it is your responsibility to provide us with documentation of that diploma prior to the SVEC ceremony. ****






Cake by Lexi Niemela ~ Gr 6

MAY 2023



Lucy McCrain ~ Gr 5

Sunday	Monday	Tuesday	Wednesday	Thursday	Friday	Saturday
	1	2	NO SCHOOL 3 	4	5	6
7	8	9	10	11	12	13
State Testing * * * No Regular Classes						
14	15	16	17	18	19	20
21	22	23	24	25	26	27
	Offsite Work Samples Due!	Family Checkout Week				NO SCHOOL
28	29	30	31			
	 NO SCHOOL	 Check your students overall progress Family Checkout Week				

Monroe School District Policy Procedure (3224P / Student Dress)

The student and parent may determine the student's personal dress and grooming standards, provided that the student's dress and grooming does not:

1. Lead school officials to reasonably believe that such dress or grooming will disrupt, interfere with, disturb, or detract from the school environment or activity and/or educational objectives;
2. Create a health or other hazard to the student's safety or to the safety of others;
3. Create an atmosphere in which a student, staff, or other person's well-being is hindered by undue pressure, behavior, intimidation, overt gesture or threat of violence; or
4. Imply gang membership or affiliation by written communication, marks, drawing, painting, design or emblem upon any school or personal property or one's person.

The principal, in connection with the sponsor, coach, or other person in charge of an extracurricular activity, may regulate the dress and grooming of students who participate in the activity if the principal reasonably believes that the student's dress or grooming:

1. Creates a hazard to the student's safety or to the safety of others; or
2. Will prevent, interfere with or adversely affect the purpose, direction, or effort required for the activity to achieve its goals.

If the student's dress or grooming is objectionable under these provisions, the principal will request that the student make appropriate corrections. If the student refuses, the principal will notify the parent, if reasonably possible, and request that the parent make the necessary correction. If both the student and parent refuse, the principal will take appropriate disciplinary action. Students may be suspended, if circumstances so warrant. Students who violate provisions of the dress code relating to extracurricular activities may be removed or excluded from the extracurricular activity for such period as the principal may determine. All students will be accorded due process safeguards before any corrective action may be taken.

Students identified as being gang involved, influenced or affiliated will be provided assistance and/or programs which discourage gang involvement or affiliation, enhance self-esteem, encourage interest and participation in school or other positive activities and promote membership in authorized school organizations.





JUNE 2023

Sylas Kaikala ~ Gr 7

Anna Starkey ~ Gr 1



Sunday	Monday	Tuesday	Wednesday	Thursday	Friday	Saturday
				1	2	3
				Family Checkout Week		
4	5	6	Parent Advisory Meeting @ 1:30 7	8	9	10
	Family Registration for 2023~24 (Watch for details)					
11	12	13	14 LAST DAY OF CLASSES	15 CARNIVAL	16 STAFF ONLY thank you	17 2023 Graduation
18	19 JUNE TEENTH FREEDOM DAY SCHOOL CLOSED	20	21	22	23	24
		Possible Make Up Days				
25	26	27	28	29	30	

EMERGENCY FACTS AND M-E-D (Move/Evade/Defend) INFO

Q: How often do schools conduct emergency drills?

A: Per state law (RCW 28A.320.125) schools are required to complete one drill per month while school is in session. All schools practice response to earthquakes, fires, shelter-in-place incidents and intruders.

Q: What kind of training is provided to staff?

A: In coordination with local and state agencies, our safety and security department provides hazard-specific training to Monroe School District staff. This training includes FEMA ICS courses, violent intruder response, first aid, de-escalation, and chemical hygiene.

Q: What can I do at home to teach my children about emergency preparedness?

A: Cultivating open communication at home is a key factor in preparedness. Talk to your children about taking emergencies and drills seriously and encourage them to listen and follow directions during a critical event.

Have a plan in place at home for what your family will do during an emergency. Be specific to different hazards (fire, earthquake, burglary) and then broaden your plan to public places (in the mall, movie theater, etc).

Practice your plan, even if “practice” is nothing more than talking through what each person would do during a specific situation. This will translate into readiness anywhere, should a worst-case scenario occur.

Q: Is the safety and security training my children are receiving at school age-appropriate?


A: Our department works with each school to ensure information provided to students is age appropriate. For specifics on drills, please contact your school's building administrator.

Q: Where do I pick up my children during an emergency?

A: Different protocols are activated for different emergencies. Depending on the nature of the emergency, your child may be released through normal pickup procedures at school, through a modified pickup process, or through a reunification process at an off-site location. During an emergency, information regarding this process will be released through our School Messenger system via phone calls and text messages. Sign up at any time to receive text messages.

Q: How do I pick up my children during an emergency? May I pick up children who are not mine?

A: This will depend on the nature of the emergency. For major events where modified pickup or reunification is activated, photo ID will be required to sign out your child AND you will need to be listed as the child's guardian (or have written consent on-file with the school as an emergency contact).




Sage Bardell Gr 1

JULY 2023



Zia Morgan ~ Gr 3

Sunday	Monday	Tuesday	Wednesday	Thursday	Friday	Saturday
						1
2	3	 4	5	6	7	8
9	10	11	12	13	14	15
16	17	18	19	20	21	22
23	24	25	26	27	28	29
30	31					

EMERGENCY FACTS AND M-E-D (Move/Evade/Defend) INFO (continued)

Q: What do I do if my child heard something that raises a concern, but doesn't want to get anyone in trouble?

A: Students are always encouraged to report an concern to any of our staff members. In addition, Monroe School district uses an anonymous reporting tool called Safe Schools Alert. This tool allows anyone to easily and anonymously report tips of threats, bullying, harassment, drugs, vandalism or any other safety concern to our administration via phone, text, email or web. Every concern that is reported in the system immediately notifies our administrators so they can investigate and take appropriate action. Reports may be filed anonymously through this system. The more information we are provided with, however, the easier it is for us to address concerns in a timely manner. Encourage your child to immediately report concerns to a trusted adult. It is absolutely critical that our students understand that reporting a suspicious circumstance doesn't automatically get someone in trouble. In fact, it could save a life. Breaking this 'code of silence' around school violence and drug use is key for success!

Q: Can you define some emergency terms for me?

Evacuation - During some situations, an emergency escape from the building might be necessary to relocate to a safe location. Evacuations typically involve leaving the affected area and moving in an orderly fashion to a pre-determined staging area.

Shelter-in-Place - During some situations, such as a volcanic eruption, sealing off a room may be safer than an evacuation. Shelter-in-Place typically involves shutting off HVAC units and sealing doors and windows.

MED Program - The Monroe School District has adopted the Move, Evade, Defend program in response to violent intruders.

MOVE- Depending on the circumstances, moving away from a violent person might be the safest option. This may include any reasonable measure to escape a violent person.

EVADE- Depending on the circumstances, MOVING may not be a safe option. EVADE includes lockdowns (barricading classrooms), lockouts (a threat is off-campus: closing all exterior gates, doors, and windows), and hiding as appropriate to the situation.


DEFEND- When MOVE and EVADE are not a viable option, defending yourself might be an appropriate option if confronted by a violent intruder.

Q: Can I schedule a MED training/presentation for my PTA group?

A: Absolutely. Trainings and presentations are conducted upon request, and in coordination with our department's availability. To inquire, contact our Risk and Safety Manager.



AUGUST 2023



Carter & Hayden Berkheiser ~ Gr 10 & 8

Brooklyn Parks ~ Gr 1

Sunday	Monday	Tuesday	Wednesday	Thursday	Friday	Saturday
		1	2	3	4	5
6	7	8	9	10	11	12
13	14	15	16	17	18	19
20	21	22	23	24	25	26
27	28	29	30	31		

Sara Spranger ~ Gr 11



NONDISCRIMINATION AND SEXUAL HARASSMENT

Notice of Non-Discrimination *Policy 3210*

The Monroe School District does not discriminate on the basis of sex, race, creed, religion, color, national origin, age, honorably discharged veteran or military status, sexual orientation including gender expression or identity, the presence of any sensory, mental, or physical disability, or the use of a trained dog guide or service animal by a person with a disability in its programs and activities and provides equal access to the Boy Scouts and other designated youth groups. The following employees have been designated to handle questions and complaints of alleged discrimination:

Title IX Coordinator: [Greg Burns](mailto:burnsg@monroe.wednet.edu) burnsg@monroe.wednet.edu

Section 504/ADA Coordinator: [David Paratore](mailto:paratore@monroe.wednet.edu) paratore@monroe.wednet.edu

Compliance Coordinator for 28A.640 and 28A.642 RCW: [Greg Burns](mailto:burnsg@monroe.wednet.edu)
burnsg@monroe.wednet.edu

The Monroe School District will also take steps to assure that national origin persons who lack English language skills can participate in all education programs, services and activities. For information regarding translation services or transitional bilingual education programs, contact Ginnie Ayres.

You can report discrimination and discriminatory harassment to any school staff member or to the district's Civil Rights Coordinator, listed above. You also have the right to file a complaint (see below). For a copy of your district's nondiscrimination policy and procedure, contact your school or district office or view it online here: <https://www.monroe.wednet.edu/about/official-notices/nondiscrimination-notice>

SEXUAL HARASSMENT


Students and staff are protected against sexual harassment by anyone in any school program or activity, including on the school campus, on the school bus, or off-campus during a school-sponsored activity.

Sexual harassment is unwelcome behavior or communication that is sexual in nature when:

A student or employee is led to believe that he or she must submit to unwelcome sexual conduct or communications in order to gain something in return, such as a grade, a promotion, a place on a sports team, or any educational or employment decision, or the conduct substantially interferes with a student's educational performance, or creates an intimidating or hostile educational or employment environment.



Gaizka Egusquiza ~ Gr 2



Examples of Sexual Harassment:

- Pressuring a person for sexual favors
- Unwelcome touching of a sexual nature
- Writing graffiti of a sexual nature
- Distributing sexually explicit texts, e-mails, or pictures
- Making sexual jokes, rumors, or suggestive remarks
- Physical violence, including rape and sexual assault

Nondiscrimination and Sexual Harassment - Continued

You can report sexual harassment to any school staff member or to the district's Title IX Officer, who is listed above. You also have the right to file a complaint (see below). For a copy of your district's sexual harassment policy and procedure, contact your school or district office, or view it online here: <https://www.k12.wa.us/about-ospi/contact-us/how-file-complaint>

COMPLAINT OPTIONS: DISCRIMINATION AND SEXUAL HARASSMENT

If you believe that you or your child have experienced unlawful discrimination, discriminatory harassment, or sexual harassment at school, you have the right to file a complaint.

Before filing a complaint, you can discuss your concerns with your child's principal or with the school district's Section 504 Coordinator, Title IX Officer, or Civil Rights Coordinator, who are listed above. This is often the fastest way to resolve your concerns.

Complaint to the School District

Step 1. Write Our Your Complaint

In most cases, complaints must be filed within one year from the date of the incident or conduct that is the subject of the complaint. A complaint must be in writing. Be sure to describe the conduct or incident, explain why you believe discrimination, discriminatory harassment, or sexual harassment has taken place, and describe what actions you believe the district should take to resolve the problem. Send your written complaint—by mail, fax, email, or hand delivery—to the district superintendent or civil rights compliance coordinator.

Step 2: School District Investigates Your Complaint

Once the district receives your written complaint, the coordinator will give you a copy of the complaint procedure and make sure a prompt and thorough investigation takes place. The superintendent or designee will respond to you in writing within 30 calendar days—unless you agree on a different time period. If your complaint involves exceptional circumstances that demand a lengthier investigation, the district will notify you in writing to explain why staff need a time extension and the new date for their written response.

Step 3: School District Responds to Your Complaint

In its written response, the district will include a summary of the results of the investigation, a determination of whether or not the district failed to comply with civil rights laws, notification that you can appeal this determination, and any measures necessary to bring the district into compliance with civil rights laws. Corrective measures will be put into effect within 30 calendar days after this written response—unless you agree to a different time period.

Appeal to the School District

If you disagree with the school district's decision, you may appeal to the school district's board of directors. You must file a notice of appeal in writing to the secretary of the school board within 10 calendar days after you received the school district's response to your complaint. The school board will schedule a hearing within 20 calendar days after they received your appeal, unless you agree on a different timeline. The school board will send you a written decision within 30 calendar days after the district received your notice of appeal. The school board's decision will include information about how to file a complaint with the Office of Superintendent of Public Instruction (OSPI).

Complaint to OSPI

If you do not agree with the school district's appeal decision, state law provides the option to file a formal complaint with the Office of Superintendent of Public Instruction (OSPI). This is a separate complaint process that can take place if one of these two conditions has occurred: (1) you have completed the district's complaint and appeal process, or (2) the district has not followed the complaint and appeal process correctly.

You have 20 calendar days to file a complaint to OSPI from the day you received the decision on your appeal. You can send your written complaint to the Equity and Civil Rights Office at OSPI: **Email:** Equity@k12.wa.us **Fax:** 360-664-2967 **Mail or hand deliver:** PO Box 47200, 600 Washington St. S.E., Olympia, WA 98504-7200

For more information, visit <https://www.k12.wa.us/about-ospi/contact-us> or contact OSPI's Equity and Civil Rights Office at 360-725-6162/TTY: 360-664-3631 or by e-mail at equity@k12.wa.us.

Other Discrimination Complaint Options

Office for Civil Rights, U.S. Department of Education

206-607-1600 | TDD: 1-800-877-8339 | OCR.Seattle@ed.gov or www.ed.gov/ocr

Washington State Human Rights Commission

1-800-233-3247 | TTY: 1-800-300-7525 | www.hum.wa.gov



Sky Valley Education Center
351 Short Columbia Street
Monroe, WA 98272

360-804-2700

