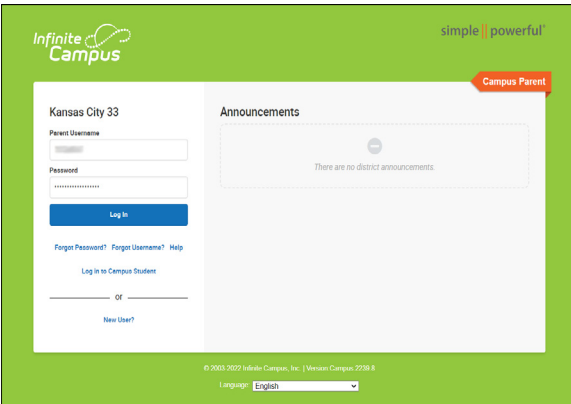




How to Access and Sign Forms in Parent Portal For Parents

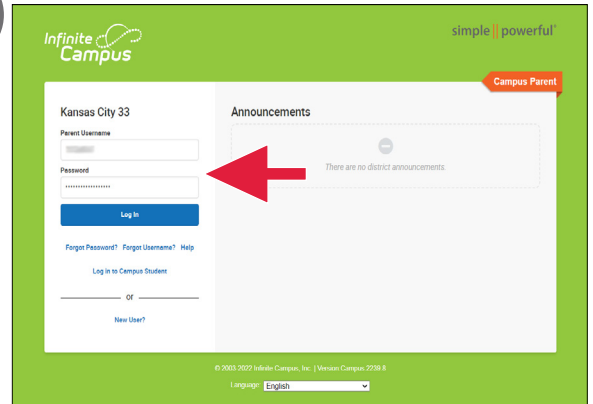
Accessing Forms

1



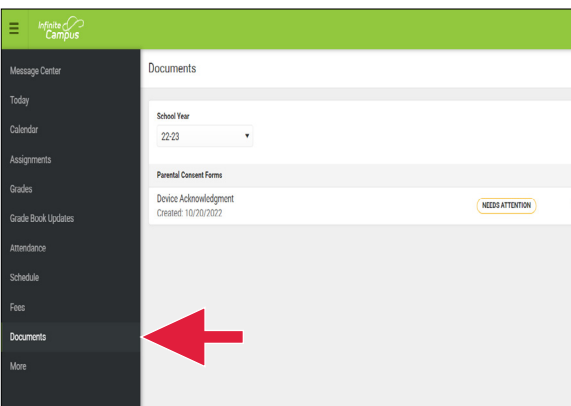
First, go to your Infinite Campus parent portal by clicking the link <https://kcpublicschools.org/infinitecampus.org/campus/portal/parents/kansascitypublic.jsp>

2



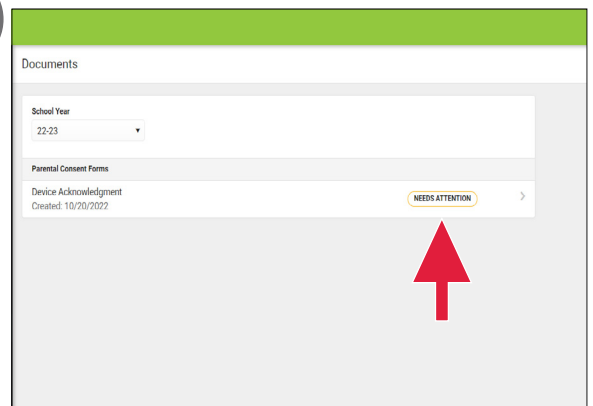
Login to your parent portal by entering your personalized username and password.

3



Once you've logged in, your homepage will display. Click the Documents tab from the menu on the left side of your screen.

4



Once you are in Documents, under the Parental Consent Forms section, select a form you would like to complete. The status of the form will be shown here.



You can also access documents needing attention by clicking on the bell icon and checking the notifications on the account, or under the Today tab listed under Documents Need Attention.

