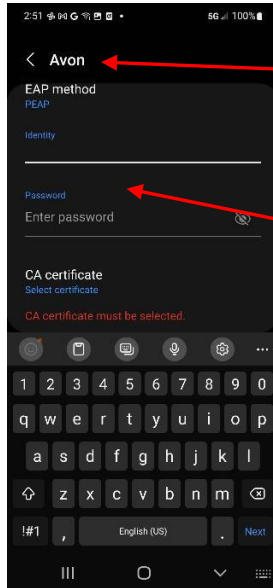
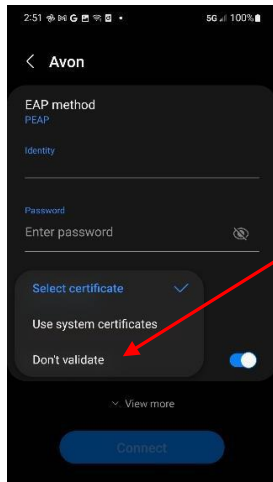


BYOD – Connect to Avon Wi-Fi – Directions for Android Devices



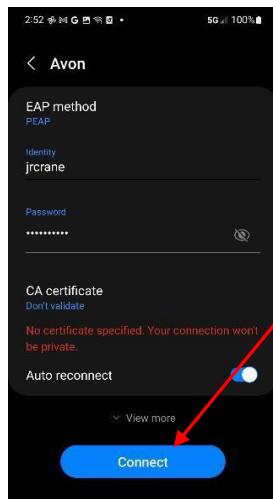
Select **Avon** from list of available networks.

Enter your Username (under 'Identity') and Password that you use to log into a school account.



Select the **CA certificate** and choose '**Don't validate.**'

This step is required.



Once all information is complete, click **Connect** and you will have access to the internet.