

School District Financial Profile

North Shore SD 112
Elementary
34-049-1120-02

Located in : Highland Park Lake
Superintendent: Dr. Michael Lubelfeld

Basis of Accounting: Accrual
Under Tax Cap: Yes

Financial Indicators :

Historical Data

Fund Balance to Revenue Ratio :

	2016	2017	2018	2019	2020	Score	
	0.56	0.610	0.604	0.663	0.634	4	
						Weighted Score	1.40

(Includes Educational, Operations & Maintenance, Transportation, Working Cash, and negative IMRF/FICA Funds)

Total Fund Balance divided by
Total Revenue

52,073,843	82,073,621
------------	------------

The Fund Balance to Revenue Ratio reflects the impact of additional revenues to the existing fund balances of the district. Fund Balances, to a district, can be viewed as savings or checking account balances to the average citizen. A ratio of .25 or greater scores 4, between .25 and .10 scores 3, between .10 and zero scores 2 and a negative fund balance to revenue ratio scores 1.

Expenditure to Revenue Ratio :

	2016	2017	2018	2019	2020	Score	
	0.91	0.92	0.925	0.856	0.847	4	
						Weighted Score	1.40

(Includes Educational, Operations & Maintenance, Transportation, and Working Cash Funds)

Total Expenditure divided by
Total Revenues

69,532,310	82,073,621
------------	------------

The Expenditure to Revenue Ratio represents how much the school district is spending for every dollar they are bringing in as revenue. Equal to or less than \$1.00 has a score of 4, between \$1.00 and \$1.10 scores 3, between \$1.10 and \$1.20 scores 2 and spending of greater than \$1.20 scores 1. One-time expenditures made by the district, including construction costs, are included in this ratio. Upon review of the remaining fund balance when deficit spending occurs, the indicator score may be adjusted.

Days Cash on Hand :

	2016	2017	2018	2019	2020	Score	
	437	445	475	484	451	4	
						Weighted Score	0.40

(Includes Educational, Operations & Maintenance, Transportation, and Working Cash Funds)

Cash on Hand divided by
Expenditures per Day

87,139,358	193,145
------------	---------

Days Cash on Hand reflects the number of days a school district would be able to pay their average bills without any additional revenues. 180 days or greater scores 4, between 90 and 180 scores 3, between 30 and 90 scores 2 and less than 30 days of cash on hand scores 1.

% of Short-Term Borrowing Max. Remaining :

	2016	2017	2018	2019	2020	Score	
	100.00	100.00	100.00	100.00	100.00	4	
						Weighted Score	0.40

Tax Anticipation Warrants
Short-Term Debt Max. Available

0	61,849,174
---	------------

Based on Tax Anticipation Warrants, this represents how much short-term debt the district may incur.

% of Long-Term Debt Margin Remaining :

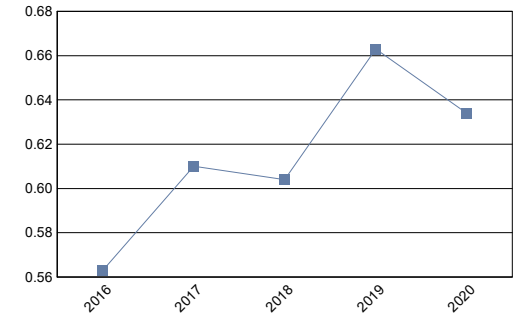
	2016	2017	2018	2019	2020	Score	
	100.00	100.00	100.000	70.12	70.56	3	
						Weighted Score	0.30

Long-Term Debt Amount

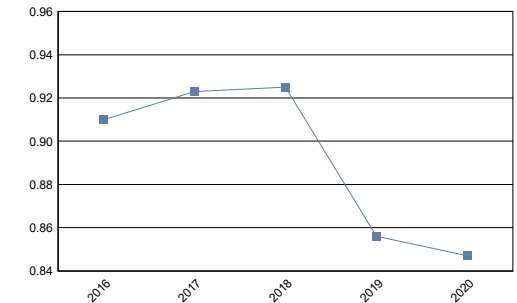
49,225,000

Represents how much long-term debt the district may incur.

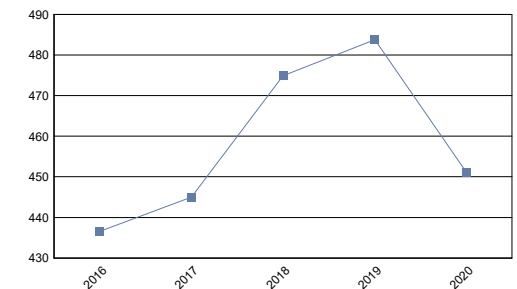
Fund Balance to Revenue Ratio



Expenditure to Revenue Ratio



Days Cash on Hand



FY 19 Profile Score 3.90

FY 20 Profile Score 3.90

Recognition

School District Financial Profile

North Shore SD 112
 Elementary
 34-049-1120-02

Located in : Highland Park Lake
 Superintendent: Dr. Michael Lubelfeld

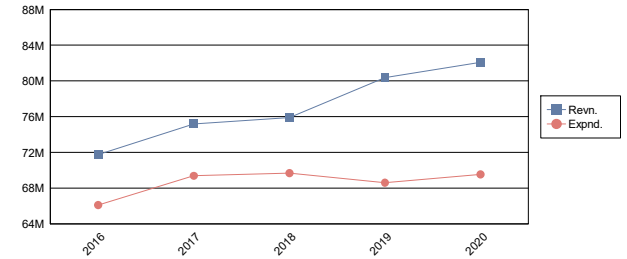
Basis of Accounting: Accrual
 Under Tax Cap: Yes

Historical Data

***Operating Funds Summary :**

	2016	2017	2018	2019	2020
Beginning Fund Balance	34,445,284	40,072,896	45,870,467	46,073,773	53,395,920
+ Revenues	71,738,554	75,173,674	75,895,446	80,377,105	82,073,621
- Expenditures	66,110,942	69,376,103	69,692,140	68,596,511	69,532,310
= Results of Operations	5,627,612	5,797,571	6,203,306	11,780,594	12,541,311
+ Other Receipts and Adjustments	0	0	(6,000,000)	(4,458,447)	(13,863,388)
Ending Fund Balance	40,072,896	45,870,467	46,073,773	53,395,920	52,073,843
Working Cash Ending Fund Balance	12,930,875	13,086,256	14,381,247	14,827,817	4,961,366

Revenues and Expenditures



* The Operating Funds include the Educational, Operations and Maintenance, Transportation and Working Cash Funds. For further analysis of the district's ability to levy and transfer monies into the operations of a district, the Working Cash Fund has been pulled separate below. Districts may transfer money from the working cash fund to any of the operating funds as a loan.