



## **STUDENT DEMOGRAPHICS**

**2022-2023**

## TABLE OF CONTENTS

<u>TOPICS</u>	<u>PAGE(S)</u>
<u>Cover Letter</u>	<u>3</u>
<u>District Sites</u>	<u>4-5</u>
<u>Third Friday Count</u>	<u>6</u>
<u>K-12 Enrollment</u>	<u>7</u>
<u>District Ethnic Enrollment</u>	<u>8</u>
<u>Free and Reduced Meals</u>	<u>9</u>
<u>Analysis of Transfer Students</u>	<u>10</u>
<u>Open Enrollment</u>	<u>11</u>
<u>Student Movement Trends</u>	<u>12</u>
<u>Home-Based Education</u>	<u>13</u>

TO: Board of Education  
Dr. Keith Hilts Superintendent of Schools  
FROM: Jon Euting, Director of Technology and Media Services  
DATE: October 24, 2022  
RE: 2022-2023 Student Demographics

Each school year, the District completes an analysis of our student demographic information based on the state-mandated Third Friday in September Count. This information illustrates short and long-term trends. The data provides key information to inform both instructional and financial decisions. Finally, the data are used to describe our current conditions to organizations or in grant writing processes.

**Important highlights from the full report follow:**

- ❑ Enrollment in grades 4K-12 decreased this year by 118 students for a total District enrollment of 7,873.
- ❑ Analysis of available data reveals 425 students moved into the Wausau School District while 330 students moved out of the District. This is a shift from last year when 597 students moved into the Wausau School District. The number of students moving out of the District has remained consistent compared to last year's 326.
- ❑ The overall number of students leaving the Wausau School District through Open Enrollment increased by 8, for a total of 507 students. Of the 507 students Open Enrolling out, 139 are new applicants this year. The overall number of students entering the Wausau School District through Open Enrollment decreased by 26 for a total of 269. Of the 295 students Open Enrolling in, 84 students are new applicants.
- ❑ Kindergarten enrollment continues to attract approximately 88% of available 5-year old students in the Wausau School District area.
- ❑ The Wausau School District continues to support a diverse student body with 36% of students representing a race other than white. Additionally, approximately 10% of students are English Learners and receive support.
- ❑ As of the 2022 Third Friday Count, 121 students are listed as Home-Based Education
- ❑ The District Free/Reduced lunch overall average is 46.4% compared to 54% for 2021-2022 school year.

Please contact my office if you have any questions about the data presented

**Wausau School District Sites**

**Elementary Campuses**

Franklin Elementary

Grant Elementary

Hawthorn Hills Elementary

Hewitt-Texas Elementary

Thomas Jefferson Elementary

G.D. Jones Elementary

Lincoln Elementary

Maine Elementary

John Marshall Elementary

Rib Mountain Elementary

Riverview Elementary

South Mountain Elementary

Stettin Elementary

**Middle School Campuses**

Horace Mann Middle School

John Muir Middle School

**High School Campuses**

Wausau East High School

Wausau West High School

**Charter Campuses**

Enrich, Excel, Achieve Learning Academy  
(EEA)

Wausau Area Montessori Charter School  
(Montessori)

Wausau Area Virtual Education  
(WAVE)

**Alternative Campuses**

Prepare Empower Education  
Rebuild  
(PEER)

Stepping Stones Transition  
Education Program 1  
(STEP 1)

Stepping Stones Transition  
Education Program 2  
(STEP 2)

Alternative High School

Wausau School District  
Pre - K - 12 Enrollment Information  
Third Friday Count  
September 16, 2022

	Franklin	Grant	Hawthorn Hills	Hewitt Texas	Thomas Jefferson	G.D. Jones	Lincoln	Maine	4K Outreach Sites	John Marshall	Rib Mountain	Riverview	South Mountain	Stettin	Montessori	Horace Mann	John Muir	EEA	East	West	Wave	2022 Total	3rd Friday 2021	Difference	
E3	0	0	0	0	0	35	0	0	0	0	0	6	0	0	0							41	31	10	
E4	0	0	7	0	0	0	0	0	0	0	0	1	0	0	0							8	8	0	
E5	0	0	0	0	0	0	0	0	0	0	0	0	0	0	0							0	0	0	
4 Year Old Kindergarten	0	0	46	0	90	101	0	0	118	0	0	48	0	0	0							403	433	-30	
Kindergarten	34	32	31	8	51	54	36	38		29	36	70	37	50	16							5	527	551	-24
First	33	35	36	16	51	44	45	43		36	36	74	38	53	12							5	557	540	17
Second	34	28	31	19	41	52	31	48		37	27	73	40	69	20							3	553	541	12
Third	35	35	23	18	46	50	35	37		38	35	69	44	54	17							4	540	493	47
Fourth	31	22	22	18	54	49	33	39		41	47	69	29	50	9							4	517	520	-3
Fifth	33	29	34	19	51	36	29	35		43	25	69	43	53	13							5	517	577	-60
Sixth															6	235	340	2				1	584	574	10
Seventh															1	223	335	2				15	576	580	-4
Eighth																225	329	7				16	577	585	-8
Ninth																		9	227	349	8	593	670	-77	
Tenth																		4	231	409	21	665	620	45	
Eleventh																		16	227	356	22	621	586	35	
Twelfth																		17	217	323	37	594	682	-88	
2022 Total	200	181	230	98	384	421	209	240	118	224	206	479	231	329	94	683	1004	57	902	1437	146	7873	7991	-118	
2021 Total	211	179	246	87	351	410	193	202	126	213	198	479	212	289	72	683	1018	59	930	1389	222	7991			
Difference	-11	2	-16	11	33	11	16	38	-8	11	8	0	19	40	22	0	-14	-2	-28	48	-76	-118			

2022 Preschool Enrollment	452
2021 Preschool Enrollment	472
Enrollment Difference	-20

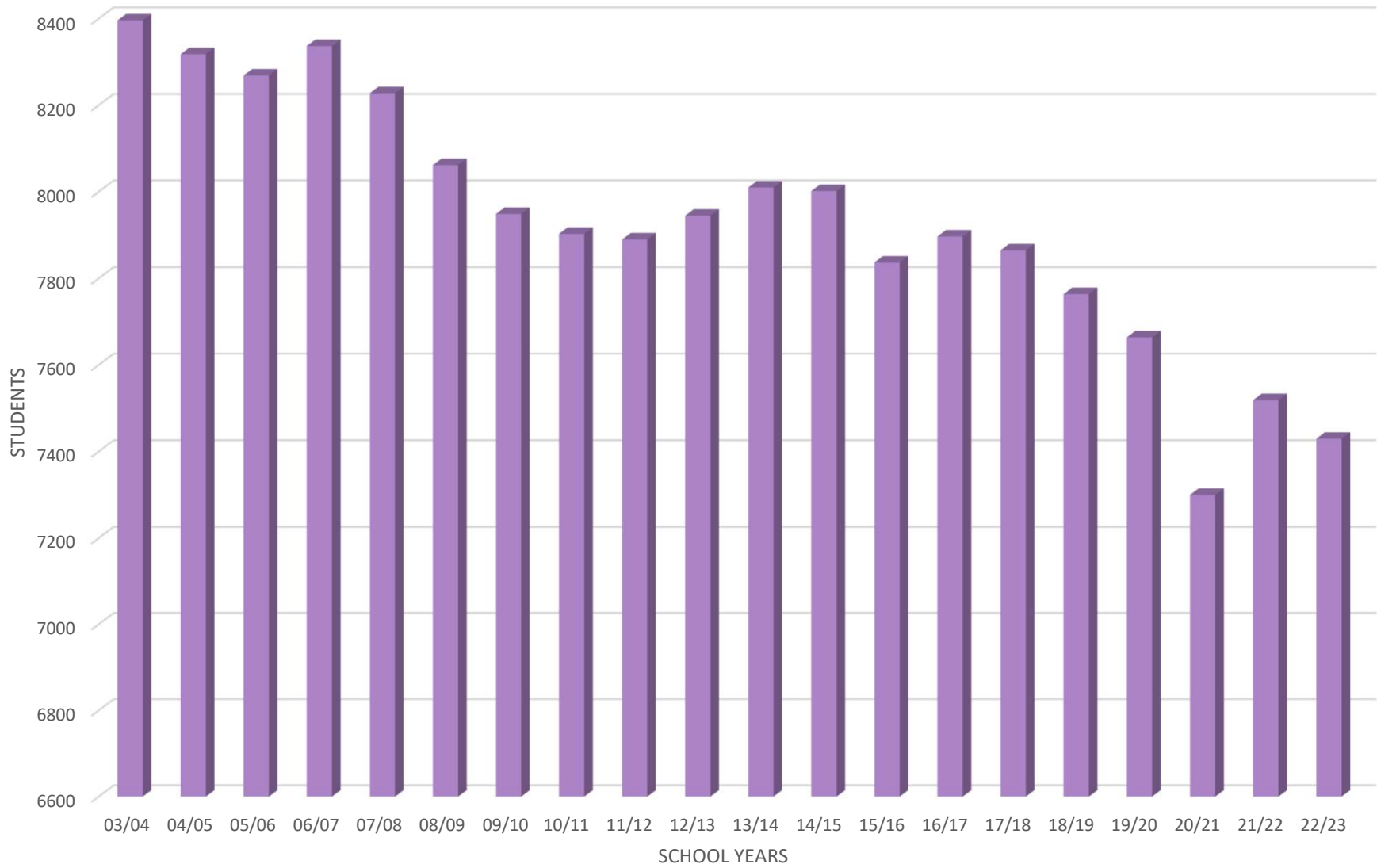
2022 Elementary Enrollment	3211
2021 Elementary Enrollment	3222
Enrollment Difference	-11

2022 Middle School Enrollment	1737
2021 Middle School Enrollment	1739
Enrollment Difference	-2

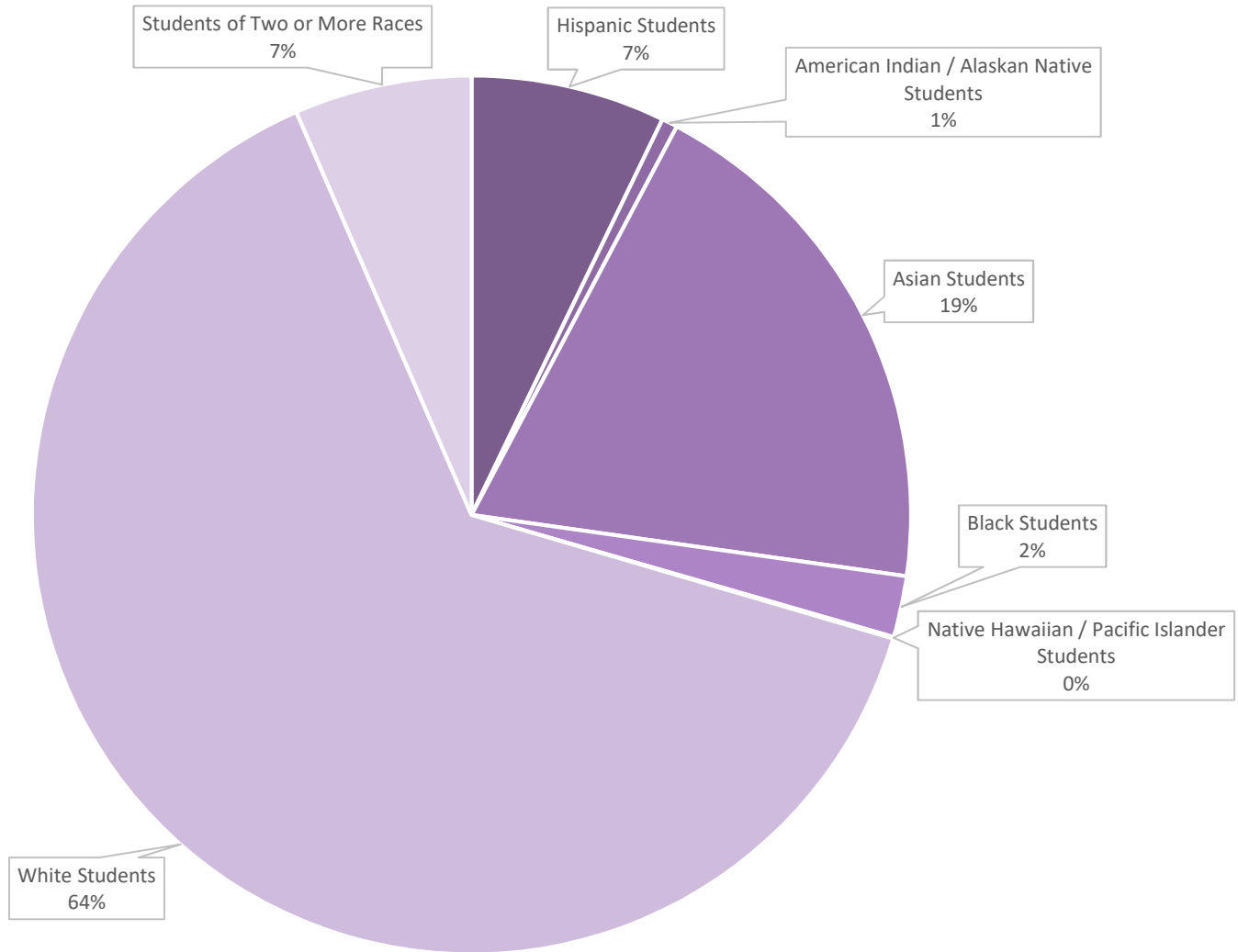
2022 High School Enrollment	2473
2021 High School Enrollment	2558
Enrollment Difference	-85

2022 K-12 Enrollment	7421
2021 K-12 Enrollment	7519
Enrollment Difference	-98

Wausau School District  
K-12 Enrollments  
September 16, 2022

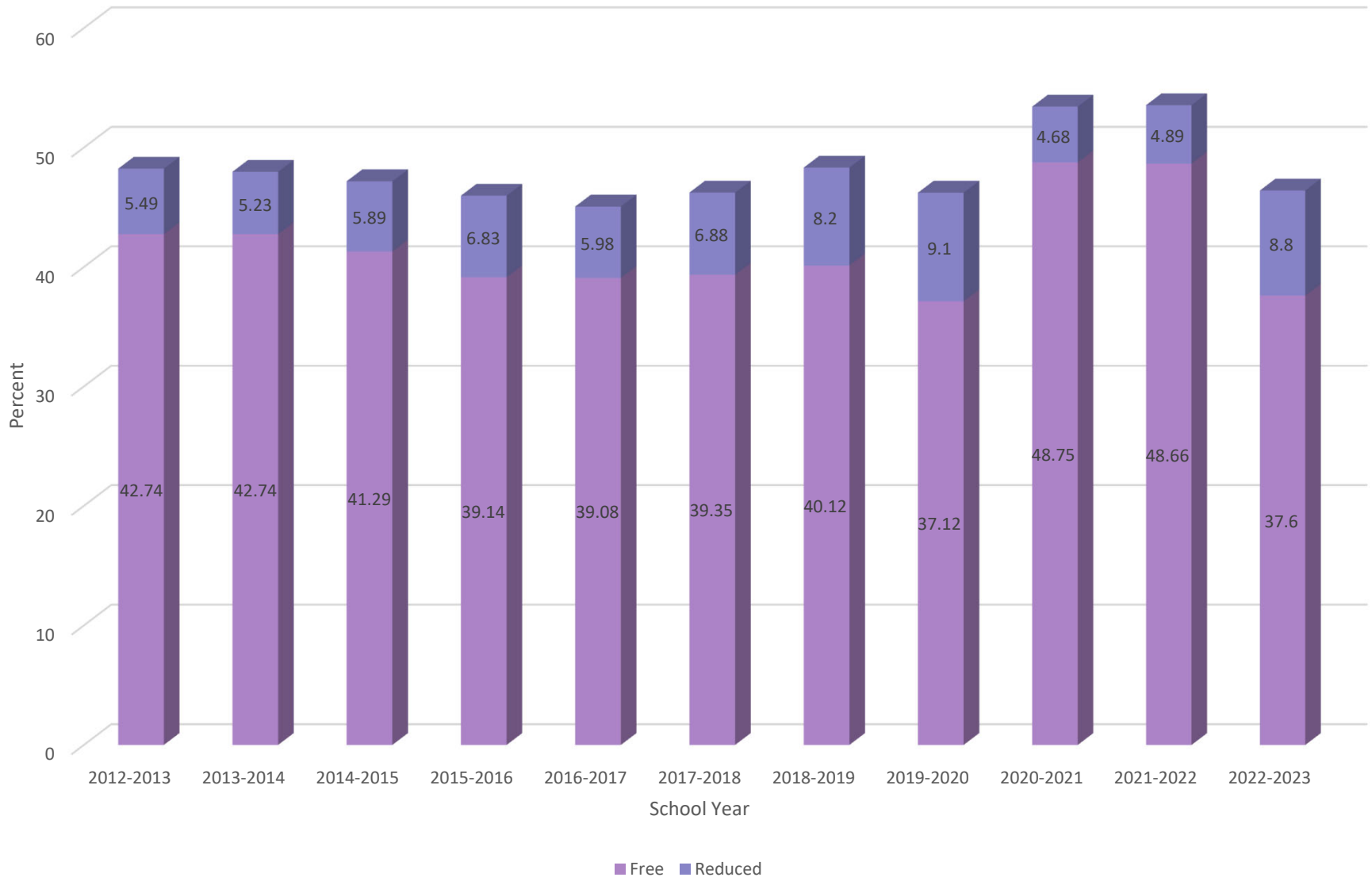


Wausau School District  
Ethnicity Percentages  
September 16, 2022





### Wausau School District Free and Reduced Meal Percentages September 16, 2022



Wausau School District  
 Analysis of Transfer Students  
 September 16, 2022

**Moving INTO the District FROM:**

**Moving OUT OF the District TO:**

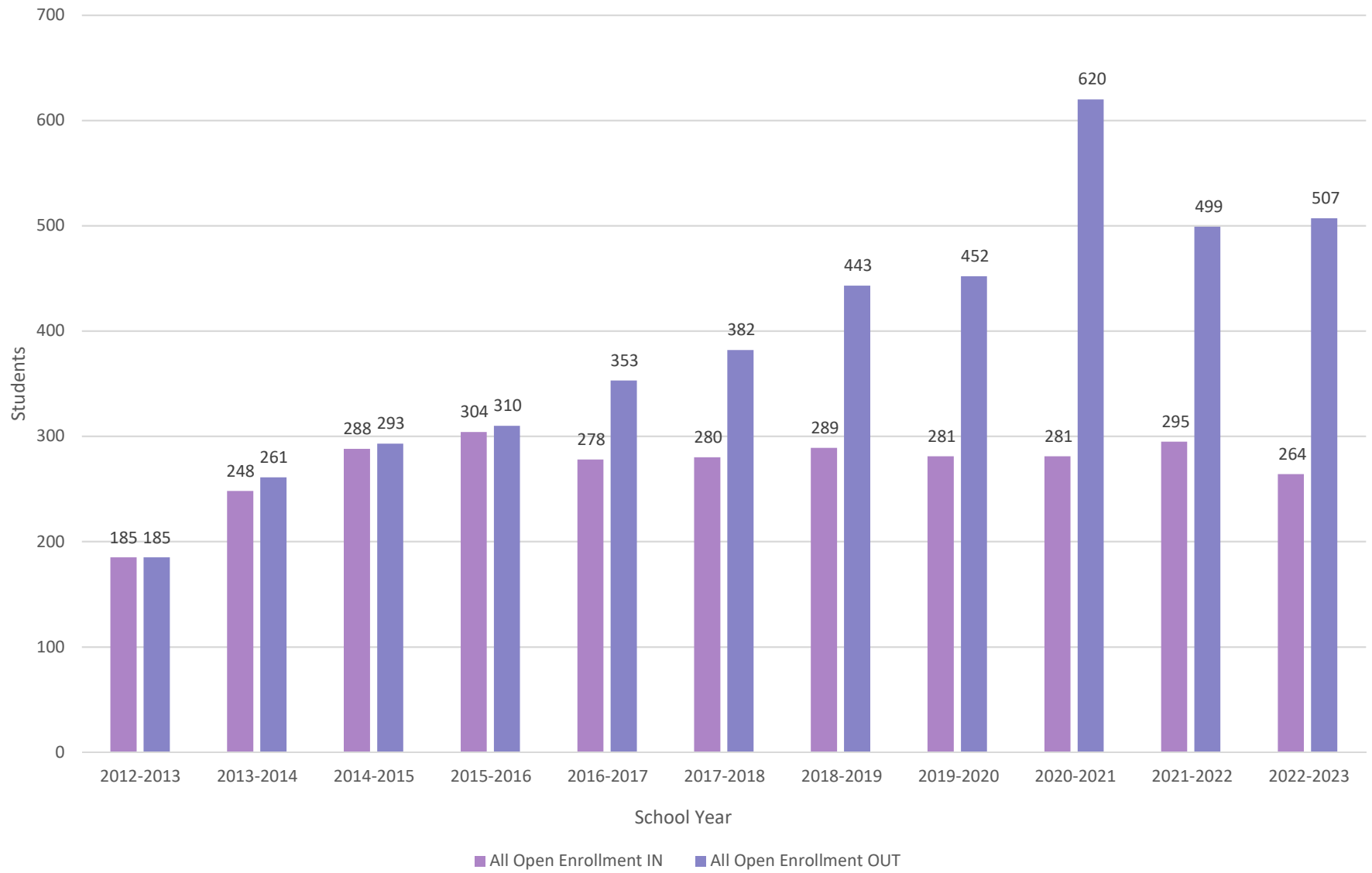
Elementary School	Middle School	High School	FROM or TO	Elementary School	Middle School	High School
57	12	18	Private School	49	5	9
42	14	18	DC Everest	50	18	7
7	2	1	Mosinee	9	2	0
8	3	2	Merrill	9	0	3
2	1	1	Marathon	2	1	0
9	5	2	Home Based Ed.	4	0	0
54	37	38	Other WI School Districts	47	24	20
41	21	13	Out of State	29	17	18
6	3	8	Unknown	4	0	3
<b>226</b>	<b>98</b>	<b>101</b>		<b>203</b>	<b>67</b>	<b>60</b>

<b>Total</b>	<b>425</b>
--------------	------------

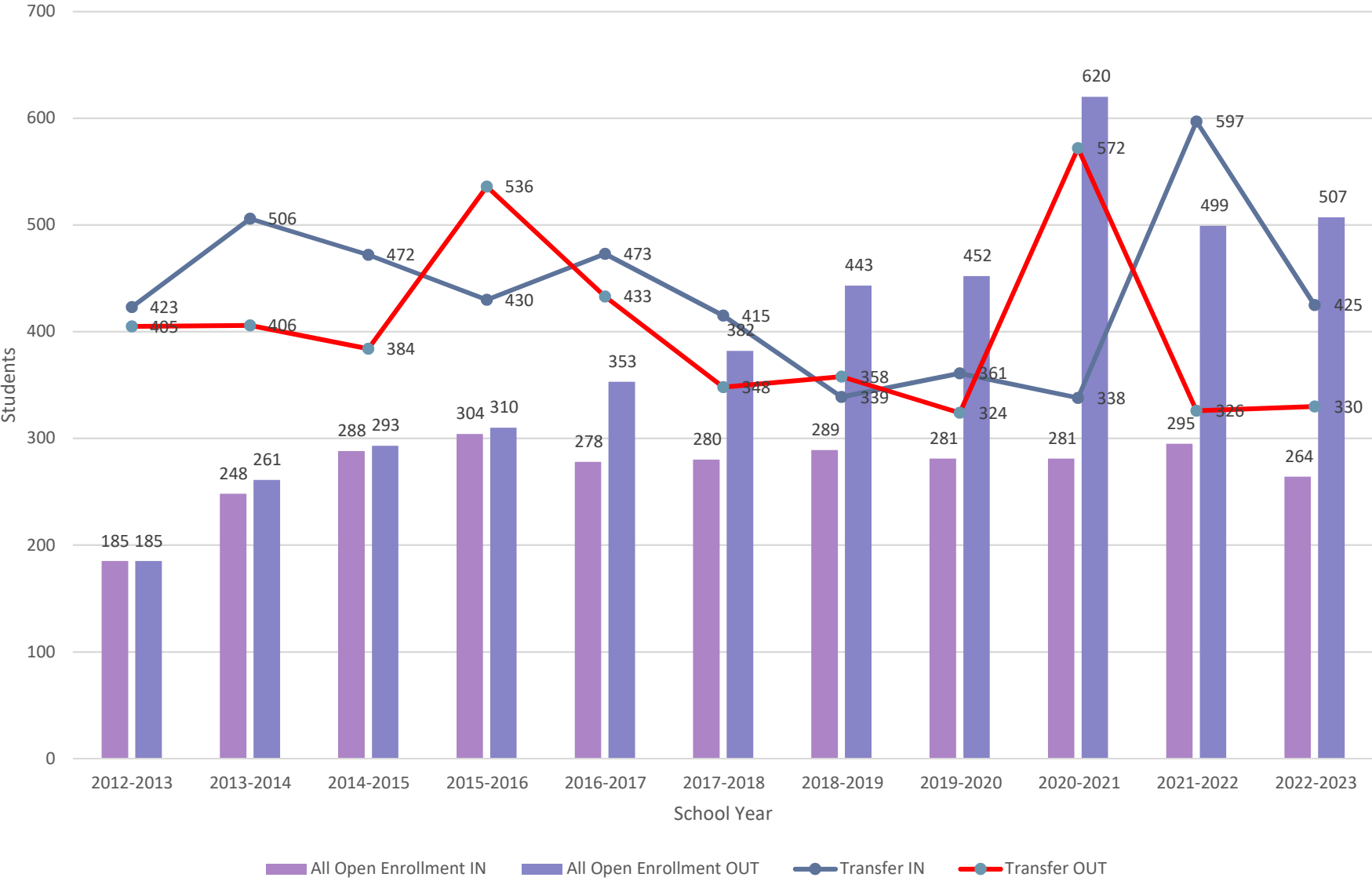
<b>Total</b>	<b>330</b>
--------------	------------

\*Includes students who attended the Wausau School District for at least one school day.

Wausau School District  
Open Enrollments  
September 16, 2022



### Wausau School District Student Movement Trends September 16, 2022



Wausau School District  
Home-Based Education Students  
September 16, 2022

