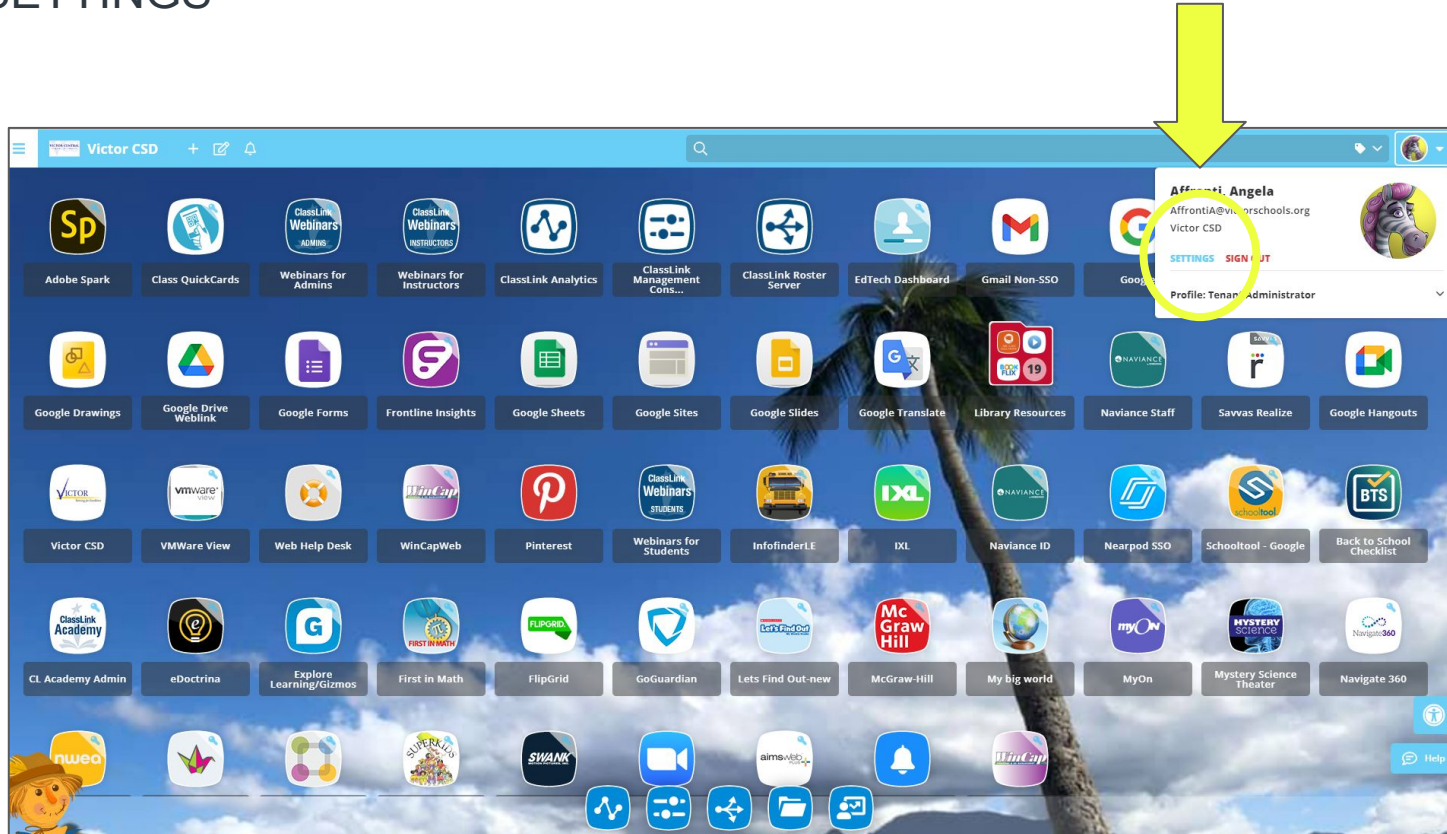


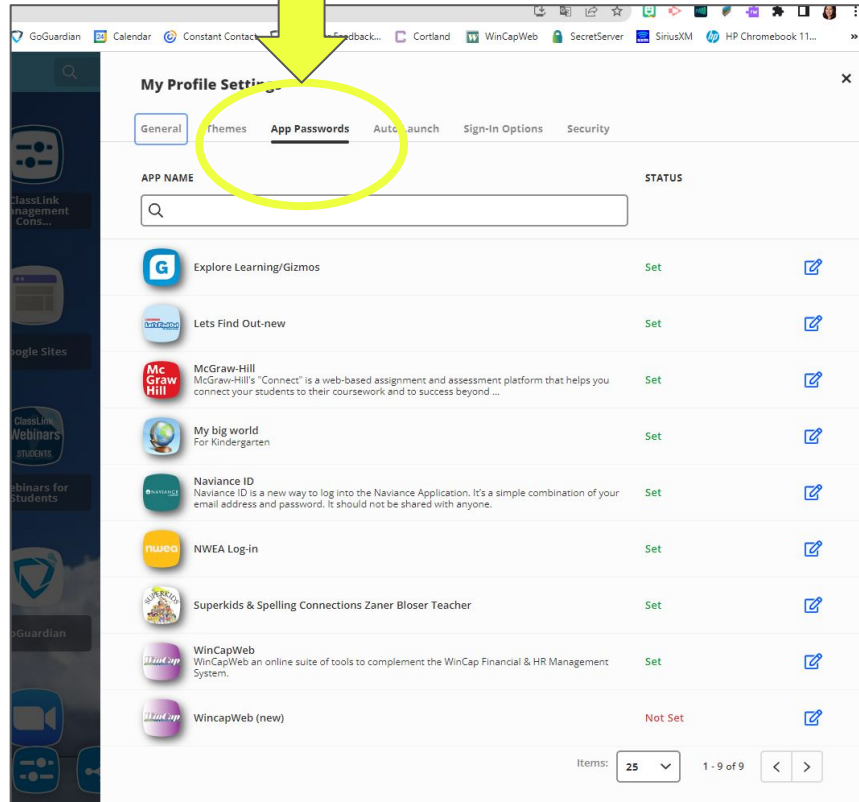
# How to Update Your Classlink Password Locker

- Some web apps in ClassLink use self managed passwords. These applications are referred to Password Locker apps. These are the apps that prompted you for your username and or password the first time you used it.
- You can follow the directions below if you ever find that you need to update your credentials.










1. Log into ClassLink and click your account icon in the top right corner.  
Click SETTINGS



Click “App Passwords”



The screenshot shows a web browser window displaying the 'My Profile Settings' page. The 'App Passwords' tab is highlighted with a yellow circle, and a yellow arrow points to it from above. The page features a navigation menu with tabs: General, Themes, App Passwords, Auto-launch, Sign-In Options, and Security. Below the tabs is a search bar with a magnifying glass icon. The main content area is a table listing various applications and their status.



APP NAME	STATUS
 Explore Learning/Gizmos	Set
 Lets Find Out-new	Set
 McGraw-Hill McGraw-Hill's "Connect" is a web-based assignment and assessment platform that helps you connect your students to their coursework and to success beyond ...	Set
 My big world For Kindergarten	Set
 Naviance ID Naviance ID is a new way to log into the Naviance Application. It's a simple combination of your email address and password. It should not be shared with anyone.	Set
 NWEA Log-in	Set
 Superkids & Spelling Connections Zaner Bloser Teacher	Set
 WinCapWeb WinCapWeb an online suite of tools to complement the WinCap Financial & HR Management System.	Set
 WinCapWeb (new)	Not Set

Items: 25 1 - 9 of 9

Search for the App and click the blue pencil icon

**My Profile Settings** ×

General Themes **App Passwords** Auto Launch Sign-In Options Security

APP NAME	STATUS
<input type="text" value="wincapweb"/>	
 <b>WinCapWeb</b> WinCapWeb an online suite of tools to complement the WinCap Financial & HR Management System.	Set 

# 1. Click Add Locker

The screenshot displays the 'WinCapWeb Passwords' interface. At the top left, there is a blue back arrow icon followed by the text 'WinCapWeb Passwords'. Below this, the text 'ADD LOCKER' is displayed in blue. Underneath, the word 'LOCKER' is shown in bold black text. A search bar with a magnifying glass icon is positioned below 'LOCKER'. At the bottom left, the word 'Default' is visible. At the bottom right, there is a pagination area with 'Items: 25' in a dropdown menu, '1 - 1 of 1', and navigation arrows. A red 'X' icon is circled in yellow, and a large yellow arrow points down towards it.

## Delete the Locker and Click YES

The screenshot shows the 'WinCapWeb Passwords' application interface. At the top left, there is a blue back arrow and the text 'WinCapWeb Passwords'. Below this is a blue 'ADD LOCKER' button. Underneath is a section titled 'LOCKER' which contains a search bar with a magnifying glass icon. Below the search bar, the word 'Default' is visible. On the right side of the screen, a dark grey dialog box is overlaid with the title 'Delete This Locker?'. The dialog text reads: 'Deleting this locker will remove your stored password for this app. Are you sure?'. At the bottom of the dialog are two buttons: 'No' and 'Yes'. The 'Yes' button is circled in yellow, and a large yellow arrow points down to it from the top right. To the right of the dialog, there is a blue button with a red 'X' and a grey button with a right-pointing chevron '>'. The word 'Items:' is partially visible to the left of the dialog box.

Click ADD LOCKER

[← WinCapWeb Passwords](#)

[ADD LOCKER](#)

**LOCKER**



No items.

Items:

25



0 - 0 of 0



Fill out the Following Info and Click SAVE (keep the second box blank)

[← WinCapWeb Passwords](#)

Locker Name \*

After login go to this address

**Credentials**

Email \*

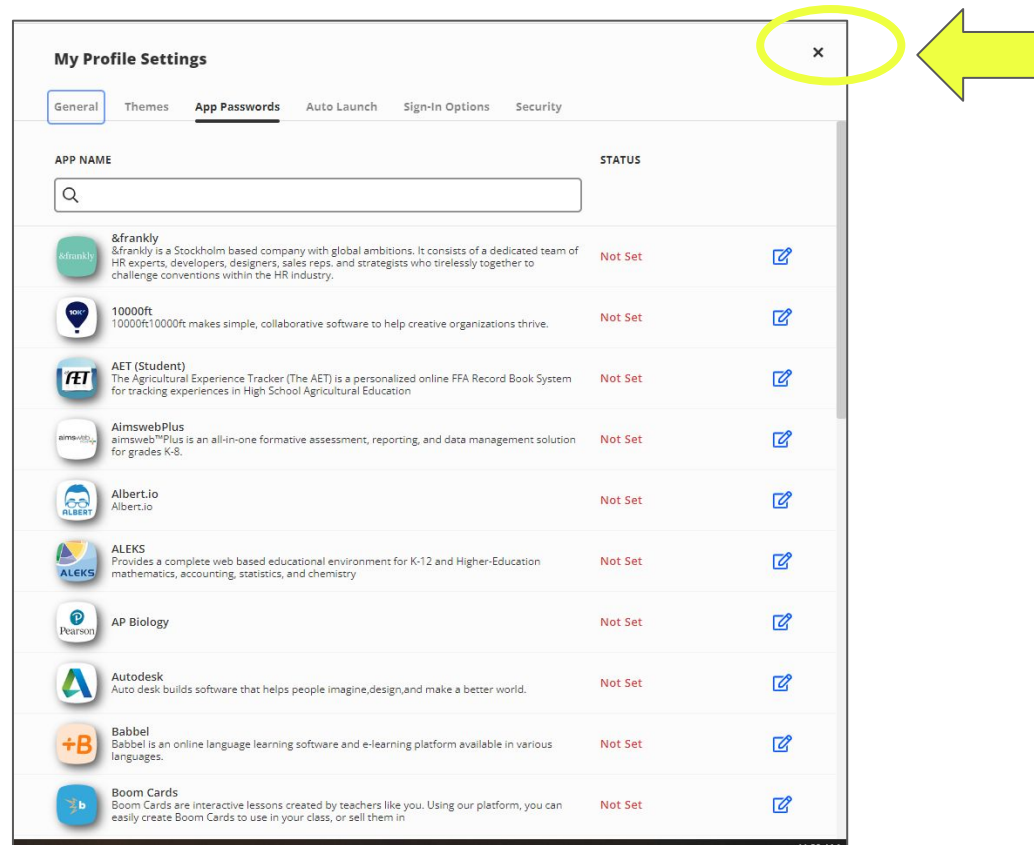
Password \*













Click the Back Arrow

The screenshot shows the WinCap Web Passwords interface. At the top left, there is a blue back arrow icon next to the text "WinCap Web Passwords", which is circled in yellow. Below this, there is a blue "ADD LOCKER" button. Underneath, the word "LOCKER" is displayed above a search input field with a magnifying glass icon. The main content area shows "Wincap Web" with a blue edit icon and a red close icon. At the bottom right of the main area, there is a pagination control showing "Items: 25" with a dropdown arrow, "1 - 1 of 1", and left and right navigation arrows. A notification box at the bottom right contains a green checkmark icon, the text "Locker Added", and "Locker added successfully!".

Click the X in the top right corner



The screenshot shows the 'My Profile Settings' page. At the top right, there is a close button (X) highlighted with a yellow circle and a yellow arrow pointing to it. Below the title, there are tabs for 'General', 'Themes', 'App Passwords', 'Auto Launch', 'Sign-In Options', and 'Security'. The 'App Passwords' tab is selected. Below the tabs, there is a search bar with a magnifying glass icon. The main content area is a table with columns for 'APP NAME' and 'STATUS'. The table lists several applications with their logos, descriptions, and status.

APP NAME	STATUS
 &frankly &frankly is a Stockholm based company with global ambitions. It consists of a dedicated team of HR experts, developers, designers, sales reps, and strategists who tirelessly together to challenge conventions within the HR industry.	Not Set
 10000ft 10000ft 10000ft makes simple, collaborative software to help creative organizations thrive.	Not Set
 AET (Student) The Agricultural Experience Tracker (The AET) is a personalized online FFA Record Book System for tracking experiences in High School Agricultural Education	Not Set
 AimswebPlus aimsweb™ Plus is an all-in-one formative assessment, reporting, and data management solution for grades K-8.	Not Set
 Albert.io Albert.io	Not Set
 ALEKS Provides a complete web based educational environment for K-12 and Higher-Education mathematics, accounting, statistics, and chemistry	Not Set
 AP Biology	Not Set
 Autodesk Auto desk builds software that helps people imagine, design, and make a better world.	Not Set
 Babbel Babbel is an online language learning software and e-learning platform available in various languages.	Not Set
 Boom Cards Boom Cards are interactive lessons created by teachers like you. Using our platform, you can easily create Boom Cards to use in your class, or sell them in	Not Set

Now test the app- click Wincap Web and see if it automatically signs you in! It should! If it does not email Patty Chapman - [chapmanp@victorschools.org](mailto:chapmanp@victorschools.org) to request your wincap web password to be reset.

