



OREGON
DEPARTMENT OF
EDUCATION

Oregon achieves... together!

OREGON AT-A-GLANCE SPECIAL EDUCATION PROFILE

Philomath SD 17J

SUPERINTENDENT: Susan Halliday | 1620 Applegate Street, Philomath 97370 | 541-929-3169

DIRECTOR OF SPECIAL EDUCATION: Don Dorman | 541-929-8735

2020-21

Students We Serve



150

Total Students in the
Special Education
Child Count

REGULAR CLASS

B5A. Students placed inside regular class
80% or more of day.



66.00%

Students

Oregon target - **75.00% or more**

SEPARATE CLASS

B5B. Students placed inside regular class
less than 40% of day.



6.67%

Students

Oregon target - **9.25% or less**

SEPARATE SETTINGS

B5C. Students served in separate public or
private schools, residential placements, or
homebound/hospital settings.



1.33%

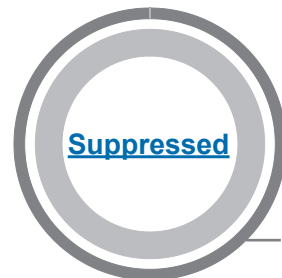
Students

Oregon target - **1.80% or less**

Eligibility Timeline

B11. SPECIAL EDUCATION ELIGIBILITY

Students with parental consent to evaluate who
were evaluated and had eligibility determined
within 60 school days.

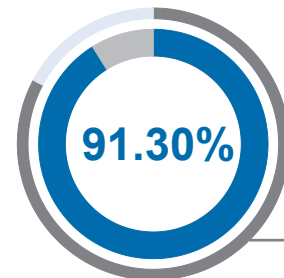


Oregon target
100.00%

Improving Services

B8. PARENT SURVEY RESULTS

Parents who report schools facilitated parent
involvement as means of improving services and
results.

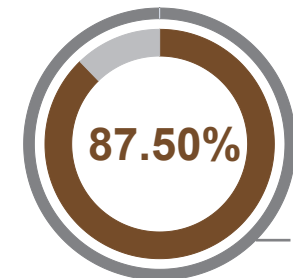


Oregon target
83.56%

Transition

B13. SECONDARY TRANSITION

IEPs in effect when a student turns 16 that include
post-secondary goals, transition services, and
district evidence of IEP team meeting.



Oregon target
100.00%

Information Provided by District/Program

*Information was not submitted for this section.



OREGON AT-A-GLANCE SPECIAL EDUCATION PROFILE

Philomath SD 17J

SUPERINTENDENT: Susan Halliday | 1620 Applegate Street, Philomath 97370 | 541-929-3169

DIRECTOR OF SPECIAL EDUCATION: Don Dorman | 541-929-8735

2020-21

Equity and Disproportionality

DISTRICT IDENTIFICATION

Target: No Significant Discrepancy or Disproportionate Representation

Suspension/expulsion

B4A. Significant discrepancy in rate of suspension/expulsion for more than 10 days



NO
SIGNIFICANT
DISCREPANCY
FOUND

B4B. Significant discrepancy, by race or ethnicity, for more than 10 days; and, policies, procedures, or practices contributed and do not comply with requirements relating to IEP development and implementation.



NO
SIGNIFICANT
DISCREPANCY
FOUND

Students Receiving Special Education Services

B9. Disproportionate representation of racial/ethnic groups in special education resulting from inappropriate identification



NO
DISPROPORTIONATE
REPRESENTATION
FOUND

B10. Disproportionate representation of racial/ethnic groups in specific disability categories resulting from inappropriate identification

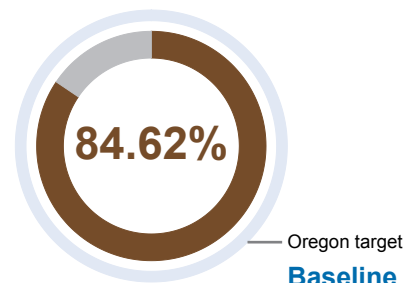


NO
DISPROPORTIONATE
REPRESENTATION
FOUND

Academic Success

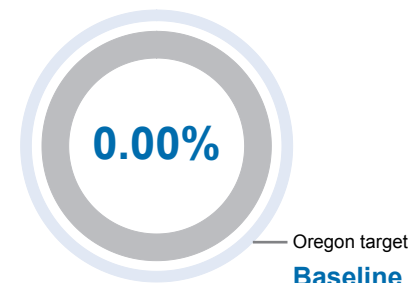
B1. GRADUATION RATE

Students with IEPs earning a regular or modified diploma



B2. DROPOUT RATE

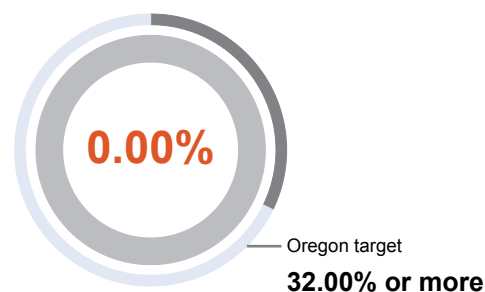
Students with IEPs who drop out.



Outcomes

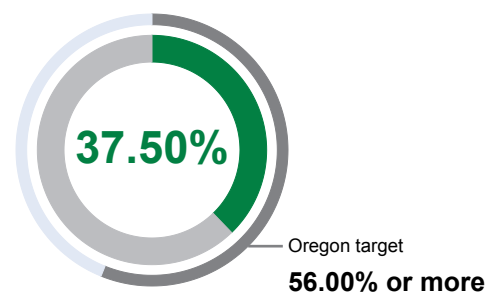
B14A. HIGHER ED

Students with an IEP who enrolled in higher education within one year of leaving high school.



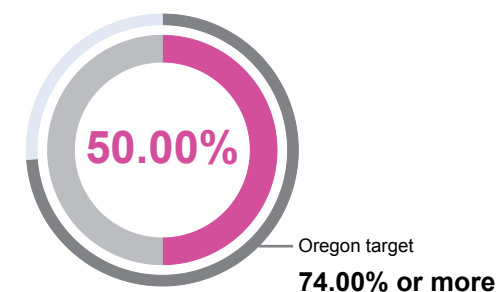
B14B. HIGHER ED/EMPLOYED

Students with an IEP who enrolled in higher education or were competitively employed within one year of leaving high school.



B14C. HIGHER ED/TRAINING/EMPLOYED

Students with an IEP who enrolled in higher education, enrolled in post secondary education/training or were competitively employed or had other employment within one year of leaving high school.



Individualized Education Program (IEP)

A written statement for a child with a disability that is developed, reviewed, and revised by an IEP Team.

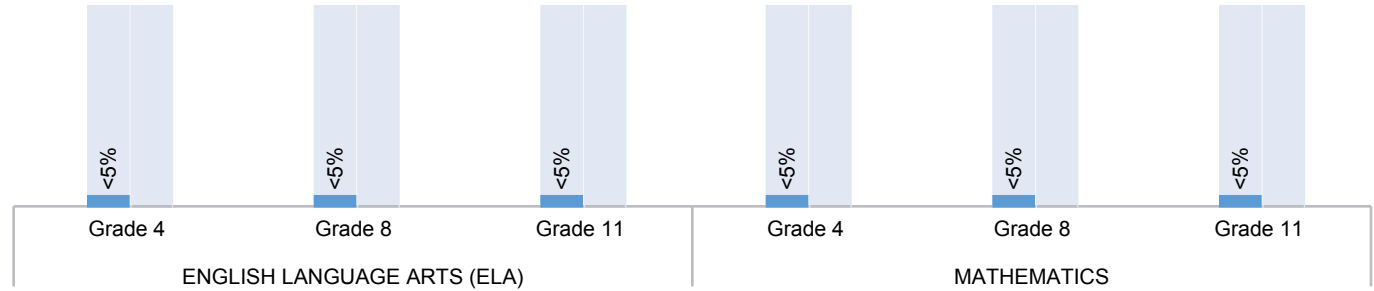
Special Education (SE)

Special education means specially designed instruction, at no cost to the parents, to meet the unique needs of a child with a disability.

Academic Achievement

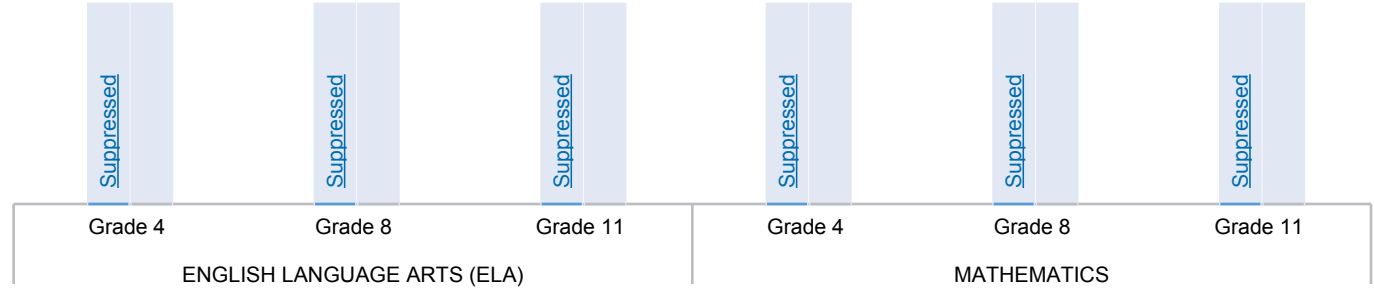
B3A: Participation

- Participation Rates for Students with IEPs
- Oregon target: [Baseline](#)




B3B: Regular Assessment

- Proficiency Rates for Students with IEPs Meeting or Exceeding Grade Level Academic Achievement Standards
- Oregon target: [Baseline](#)



B3C: Alternate Assessment

- Proficiency Rates for Students with IEPs Meeting or Exceeding Alternate Academic Achievement Standards
- Oregon target: [Baseline](#)



B3D: Gap in Proficiency

- Gap in Proficiency for Students with IEPs and All Students Against Grade Level Academic Achievement Standards (Goal is to be less than or equal to Oregon target)
- Oregon target: [Baseline](#)

