

**GROTON BOARD OF EDUCATION  
REGULAR MEETING  
OCTOBER 24, 2022 @ 6:00 P.M.  
CENTRAL OFFICE, ROOM 11**

Mission Statement: Our mission is teaching and learning.

Board Goals: In a richness of cultures and with a respect for all, (1) Provide Dynamic Rigorous Curriculum, (2) Ensure Effective and Engaging Instruction, and (3) Embrace Excellent Learning Environment.

AGENDA

I. CALL TO ORDER

A. Pledge of Allegiance

II. RECOGNITION AND PARTICIPATION OF VISITORS AND DELEGATIONS

III. COMMENTS FROM CITIZENS RE: AGENDA ITEMS AND OTHER SUBJECTS OF CONCERN THAT LIE WITHIN THE JURISDICTION OF THE BOARD OF EDUCATION - This is the portion of the agenda where the Board welcomes comments from citizens. Each presentation should be limited to five minutes or less, and citizens should, if possible, submit written comments. Presentations should be related to matters pertinent to Groton. Board members will only ask questions in order to clarify the speaker's presentation and cannot respond during the Comments from Citizens' portion of the Board meeting. Citizens should make their presentations from the podium and state their names and addresses for the record.

IV. RESPONSE TO COMMENTS FROM CITIZENS

V. STUDENT REPRESENTATIVE REPORT

VI. SUPERINTENDENT AND ADMINISTRATION REPORTS

A. Superintendent Report

1. Review of SBAC, SAT, NGSS Data & School Improvement Action Plans-GMS/FHS (Attachment #1)

B. Reports and Information from the Staff

1. Assistant Superintendent Report

- Update re: GEED Teacher Evaluation 2022-23

2. Business Manager Report

- Object Code Summary FY22 (Attachment #2)
- Health Insurance Report (Attachment #3)

3. Director of Buildings and Grounds

- Update re: School Facilities

VII. COMMITTEE REPORTS

- |  |   |
|--|---|
| <ul style="list-style-type: none"> <li>A. Policy</li> <li>B. Curriculum</li> <li>C. Finance/Facilities</li> <li>D. Communications</li> </ul> | <ul style="list-style-type: none"> <li>E. Other           <ul style="list-style-type: none"> <li>- Negotiations</li> <li>- LEARN</li> <li>- TCC/RTM/BOE Liaison</li> <li>- AGSA/GEA/BOE Liaison</li> <li>- Groton Scholarship</li> <li>- Athletic Fields</li> <li>- Trails</li> <li>- Library</li> <li>- State Council on Educational Opportunities for Military Children<br/>(meets twice a year)</li> </ul> </li> </ul> |
|--|---|

VIII. ACTION ITEMS

- A. Consent Agenda – all matters listed under the Consent Agenda are considered routine and will be enacted by one motion. Points of clarification will be allowed.
  - 1. Approval of the regular meeting minutes of September 26, 2022 (Attachment #4)
  - 2. Approval of the special meeting minutes of October 17, 2022 (Attachment #5)
  - 3. Acceptance of Gifts
    - Elizabeth Porter has donated a Celestron® Powerseeker 127 EQ Telescope, valued at \$250.00, for use by the school district.
  
- B. Old Business
  - 1. Discussion and possible action re: a second reading of policy P 6145.1 Eligibility to Participate in Interscholastic High School Athletics (Attachment #6)
 

MOTION: To approve policy P 6145.1 Eligibility to Participate in Interscholastic High School Athletics as a second reading.
  - 2. Discussion and possible action re: a second reading of policy P 7551 Naming of Facilities (Attachment #7)
 

MOTION: To approve policy P 7551 Naming of Facilities as a second reading.
  - 3. Discussion and possible action re: a second reading of policy P 6141.51 Enrollment in High School Advanced Courses or Programs (Attachment #8)
 

MOTION: To approve policy P 6141.51 Enrollment in High School Advanced Courses or Programs as a second reading.
  
- C. New Business
  - 1. Discussion and possible action re: a first reading of policy P 6141.52 Challenging Curriculum for Middle Years (Attachment #9)
 

MOTION: To approve policy P 6141.52 Challenging Curriculum for Middle Years as a first reading.

VIII. ACTION ITEMS (Cont'd)

C. New Business (Cont'd)

2. Discussion and possible action re: the 2023 Board of Education meeting schedule (Attachment #10).

MOTION: To approve the 2023 Board of Education meeting schedule.

3. Discussion and possible action re: approval of the preferred class size guidelines (Attachment #11)

MOTION: To approve the preferred class size guidelines.

4. Discussion and possible action re: the Board of Education covering the cost of reduced meals for a portion of the FY23 school year (Attachment #12)

MOTION: To approve the Board of Education covering the cost of reduced meals for a portion of the FY23 school year.

IX. INFORMATION AND PROPOSALS (Non-Action Items)

- A. Letters, communications, and comments by Board members on meeting items and any other items in their jurisdiction.

X. ADVANCE PLANNING

- A. Future Meeting Dates and Calendar Items for Board Attention

Date	Meeting	Location	Time
Nov. 1	Special Finance/Facilities Committee	CO, Room 11/Hybrid	6:00 p.m.
Nov. 7	Policy Committee <b>CANCELLED</b>		
Nov. 7	Finance/Facilities <b>CANCELLED</b>		
Nov. 14	COW	CO, Room 11/Hybrid	6:00 p.m.
Nov. 15	Special Policy Committee	Remote	6:00 p.m.
Nov. 21	Curriculum Committee	CO, Room 4/Hybrid	5:00 p.m.
Nov. 21	COW	CO, Room 11/Hybrid	6:00 p.m.
Nov. 28	Special Communications Committee	CO, Room 4/Hybrid	5:00 p.m.
Nov. 28	Regular	Town Hall Annex, CR 1	6:00 p.m.

Meetings w/Town Bodies:

Nov. 3	PSBC	THA, CR 2	6:00 p.m.
Nov. 17	PSBC	THA, CR 2	6:00 p.m.

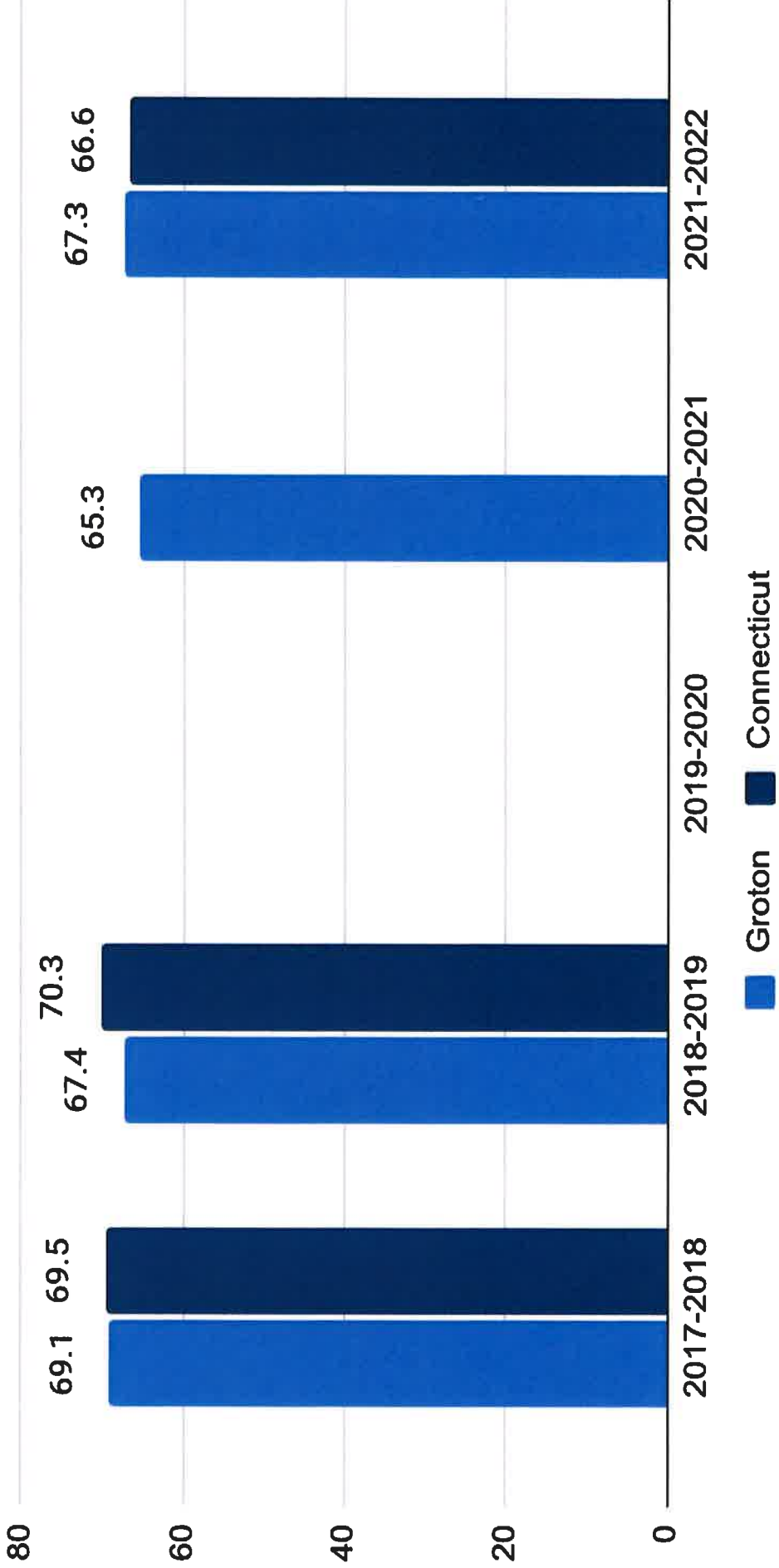
- B. Suggested Agenda Items

XI. ADJOURNMENT

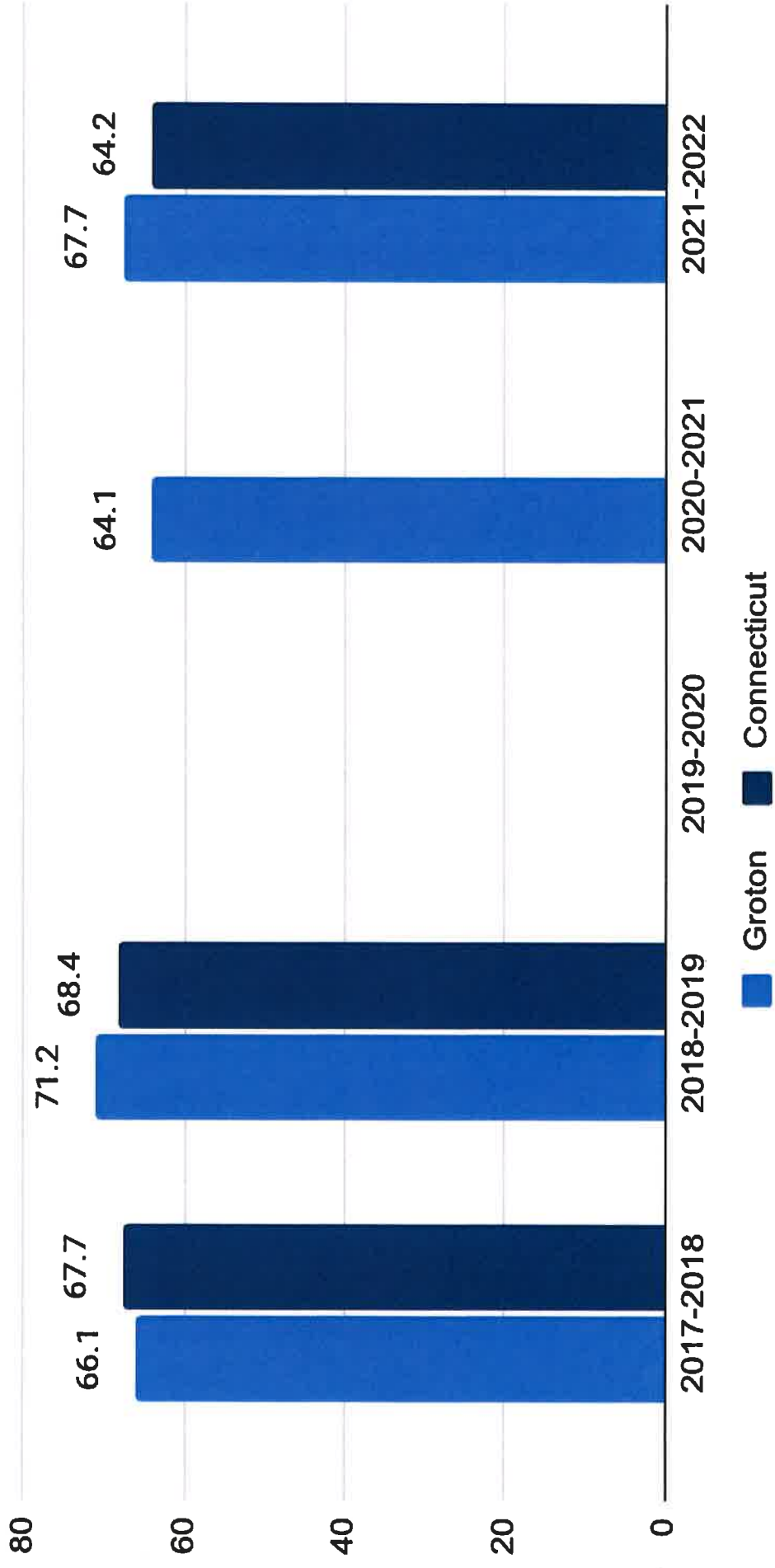
# Secondary Summative Assessment Results

SY 2021 - 2022

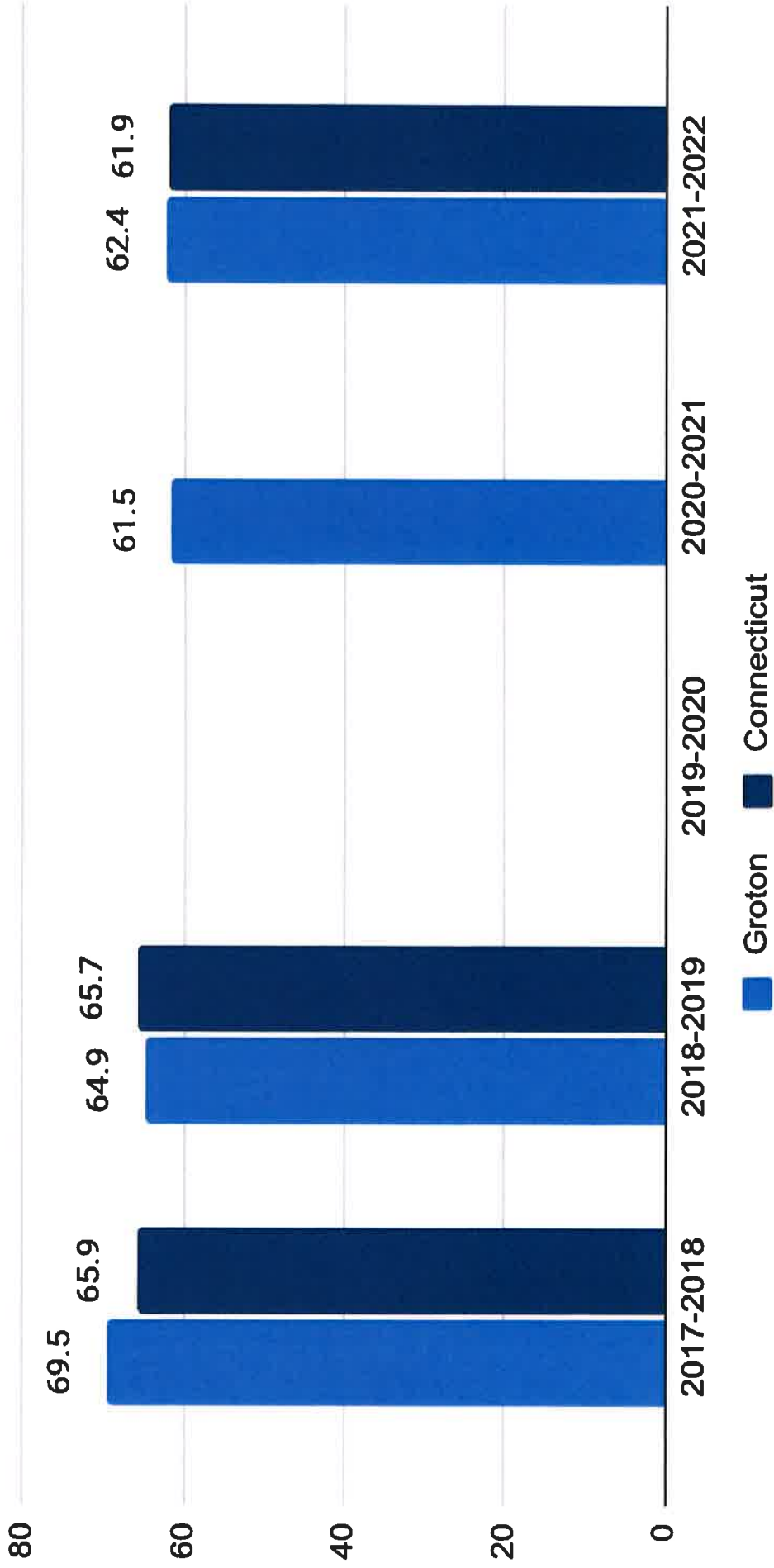
# SBAC ELA - Performance Index - Grade 6



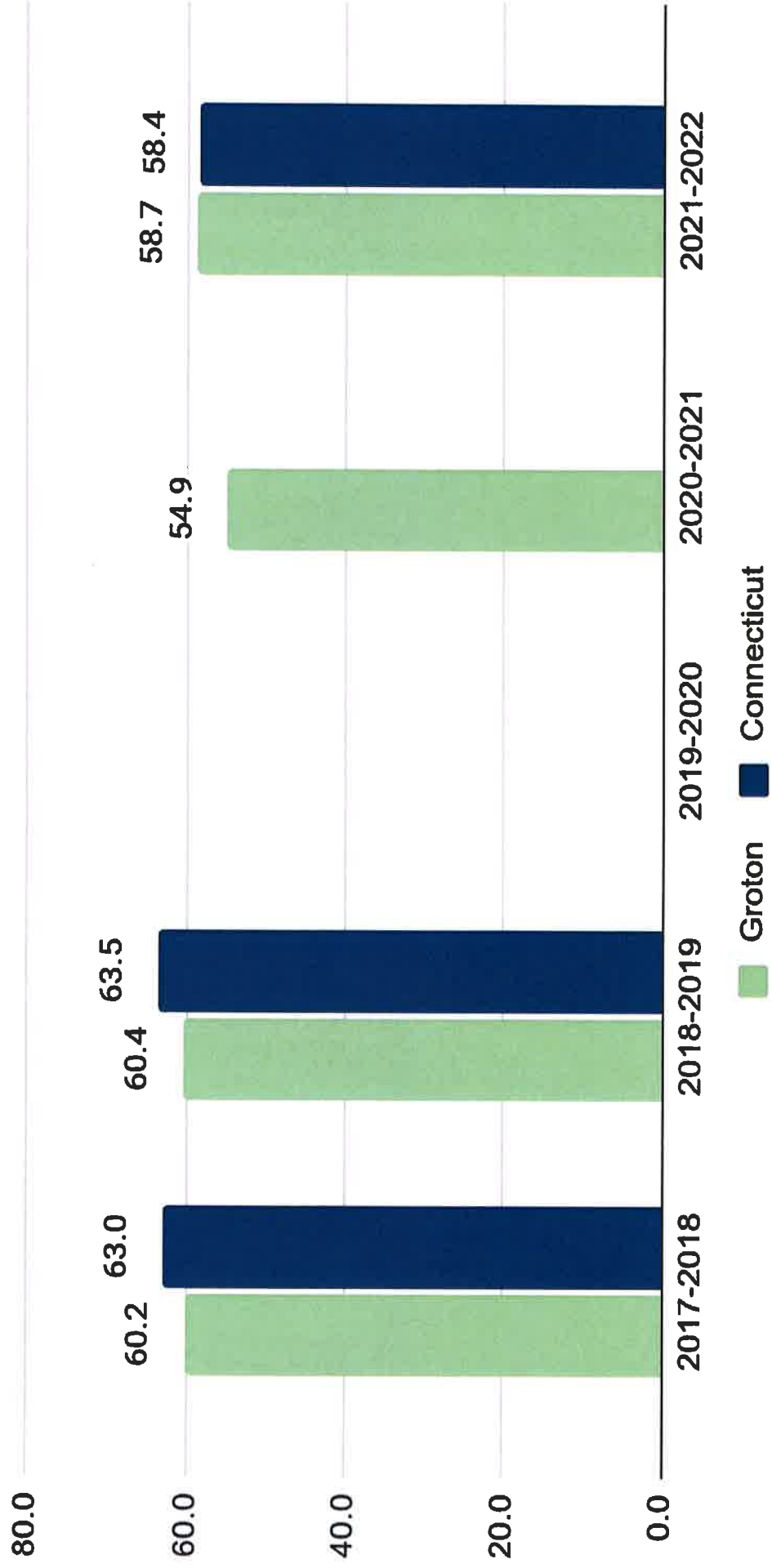
# SBAC ELA - Performance Index - Grade 7



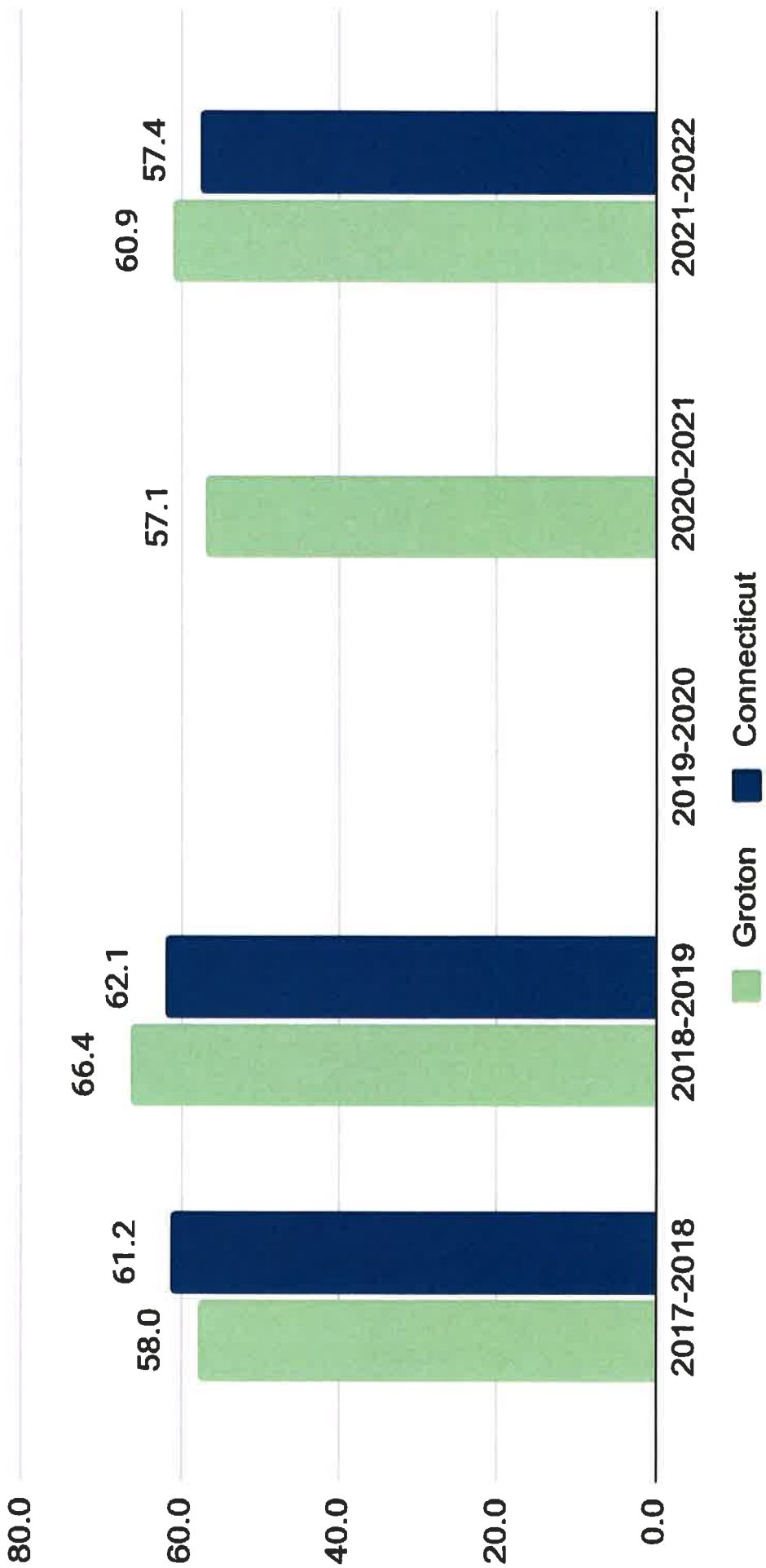
# SBAC ELA - Performance Index - Grade 8



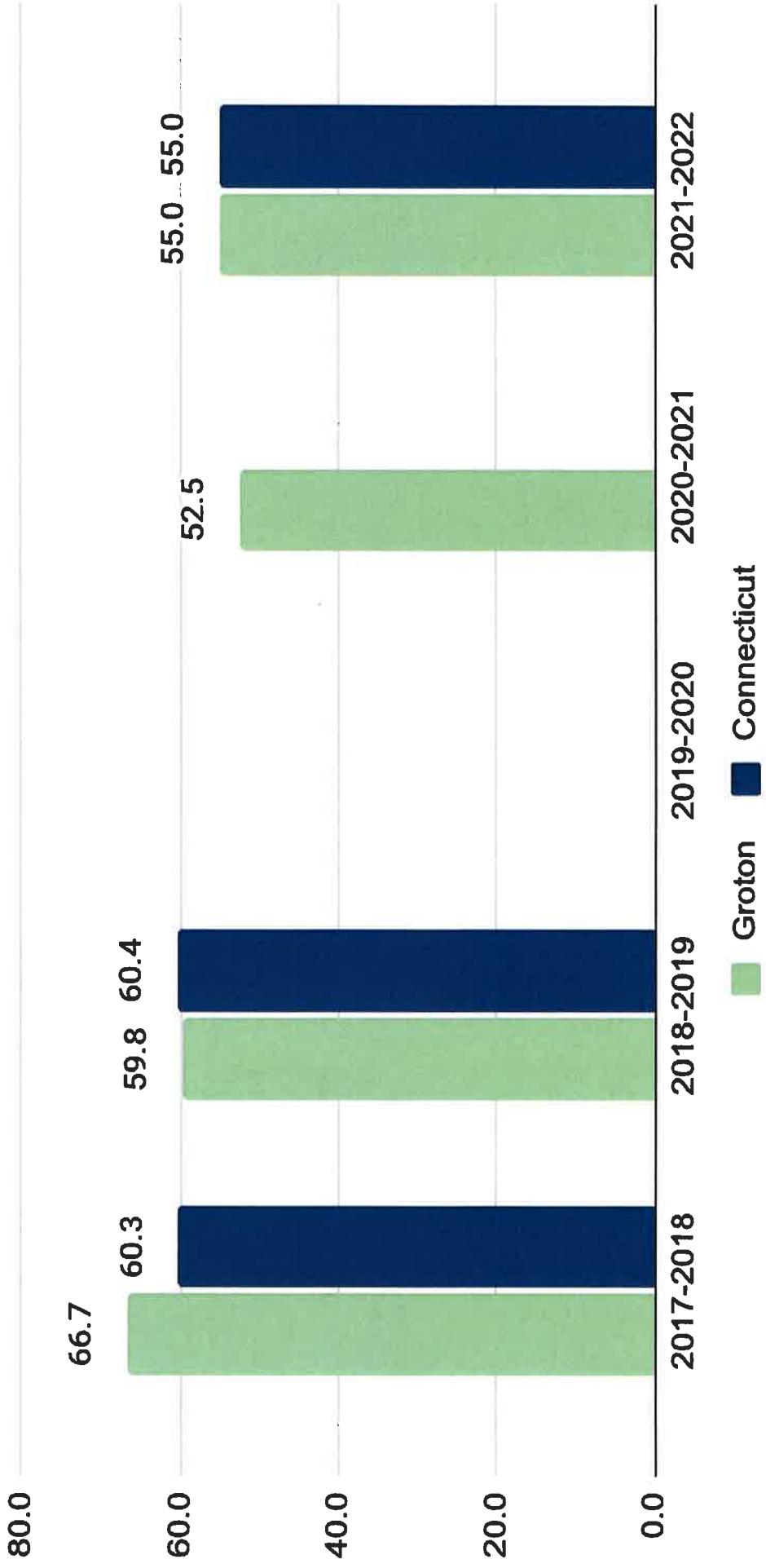
# SBAC Math - Performance Index - Grade 6



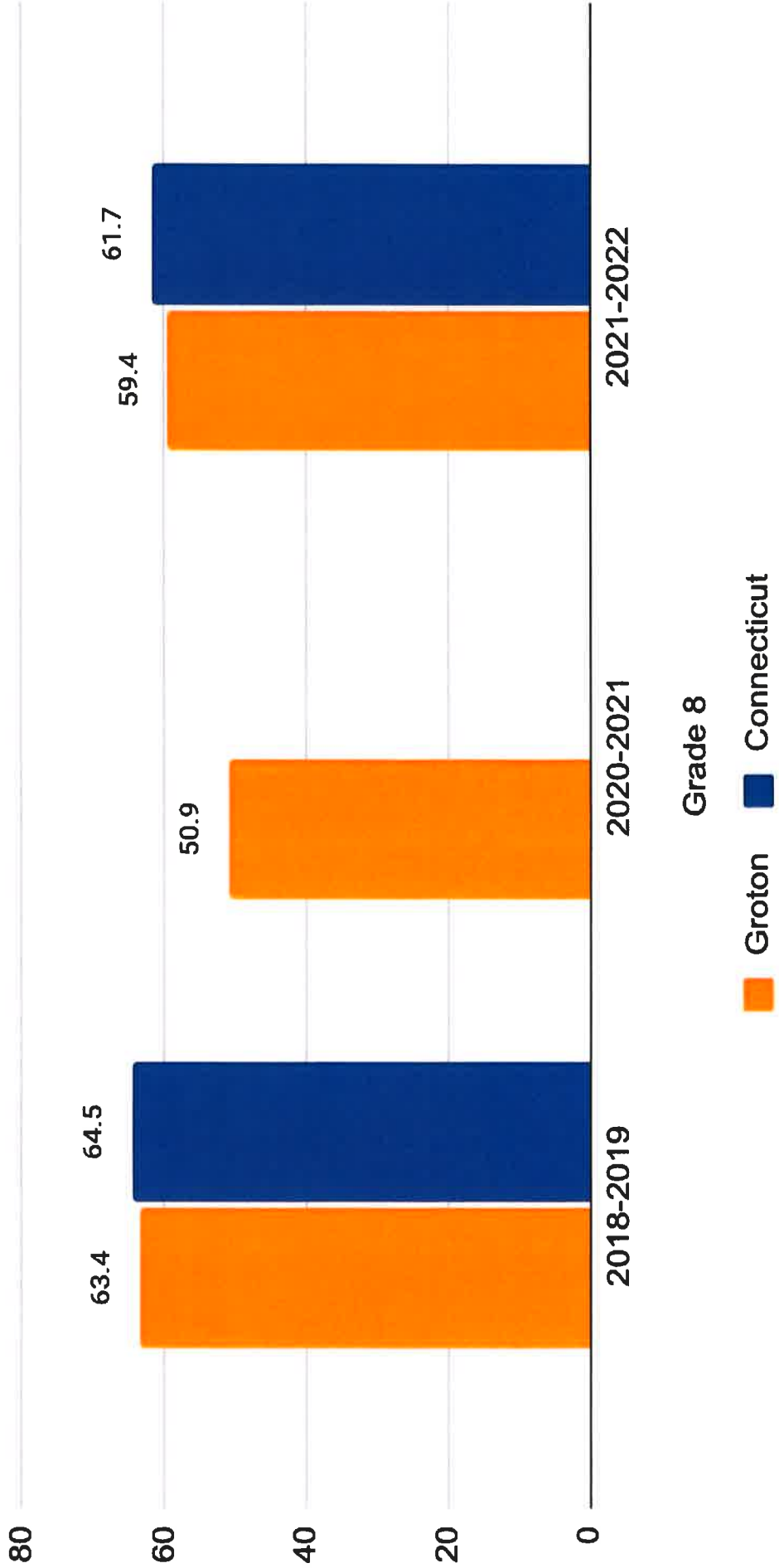
# SBAC Math - Performance Index - Grade 7



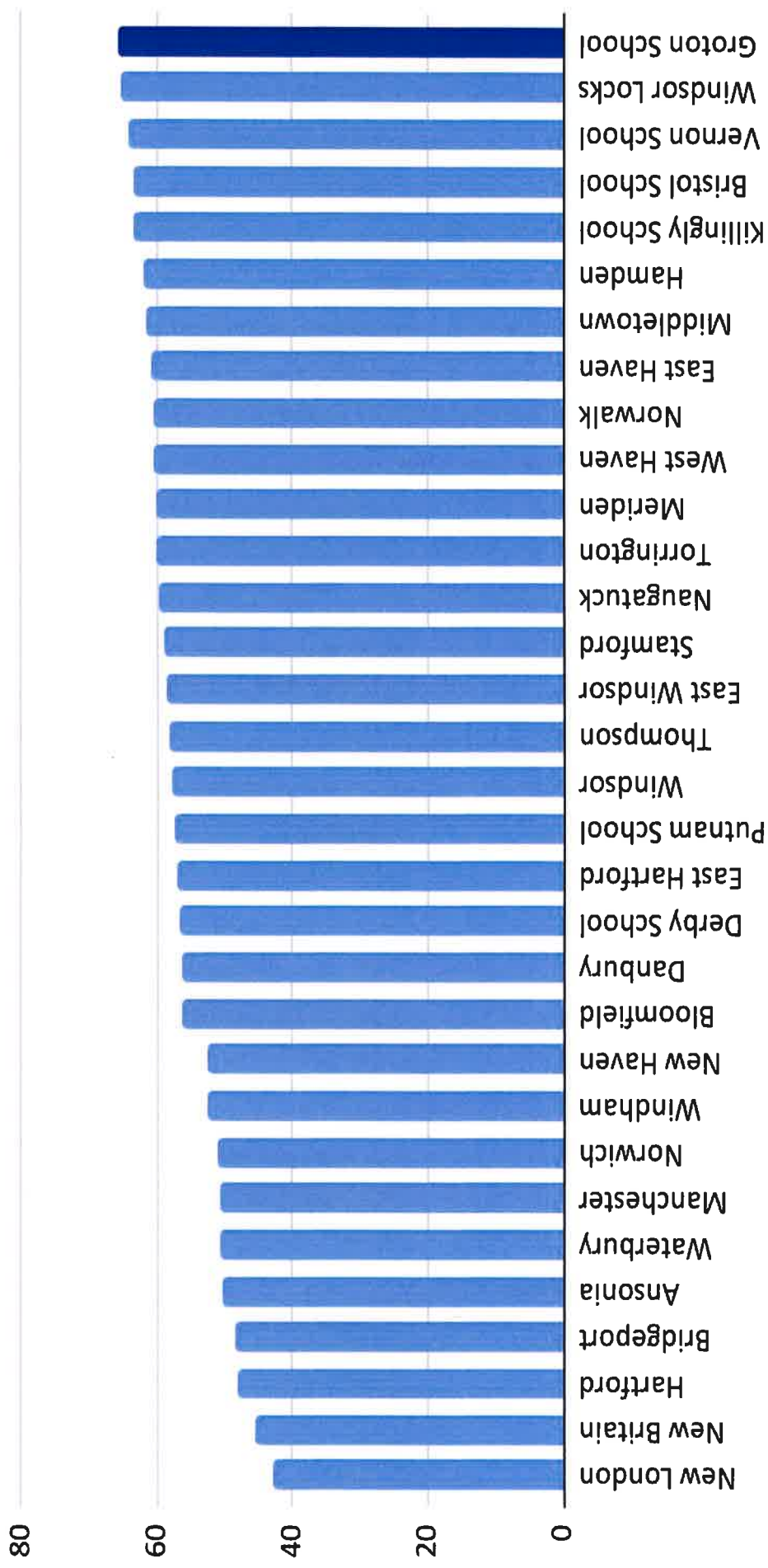
# SBAC Math - Performance Index - Grade 8



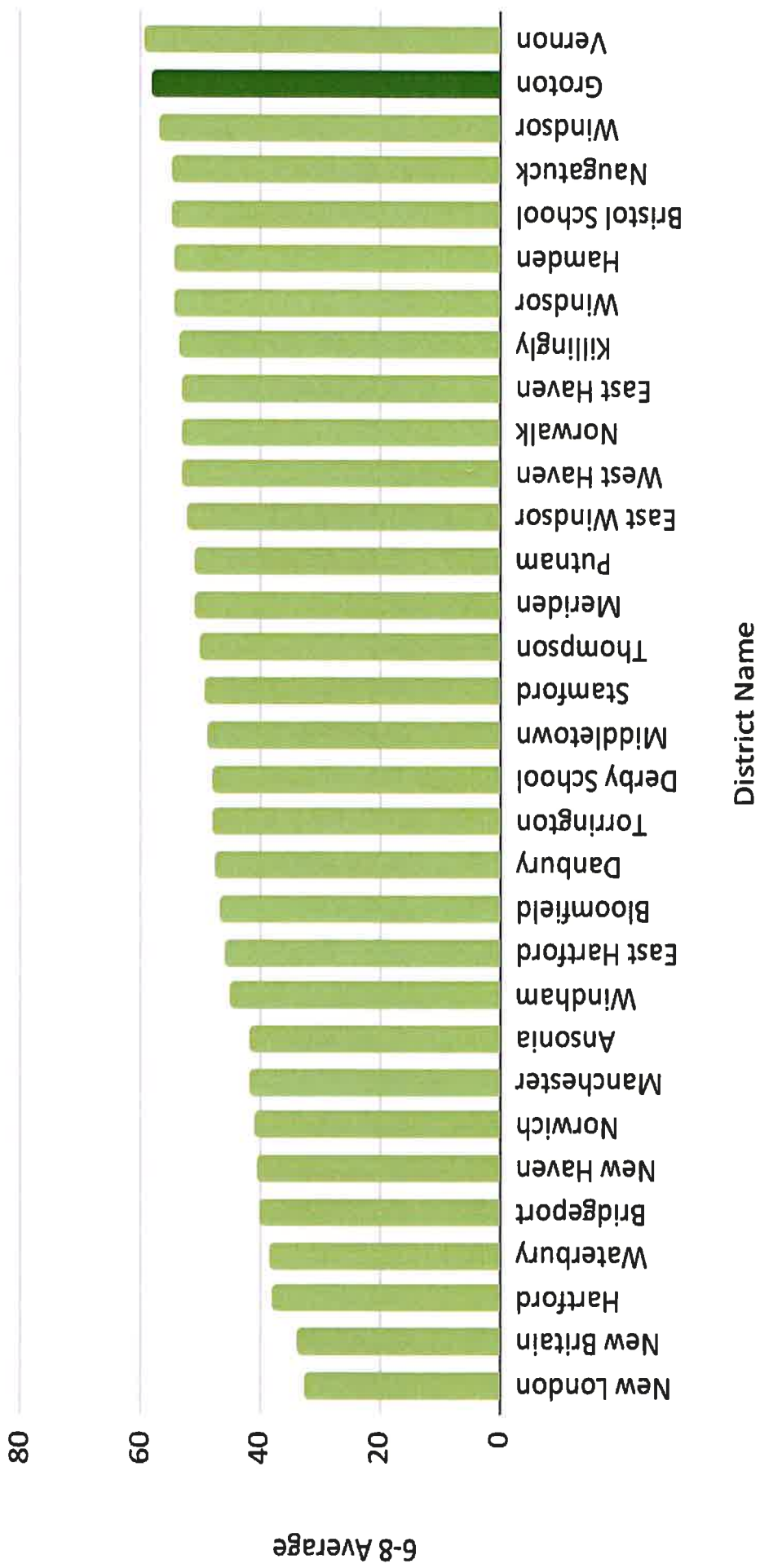
# NGSS Performance Index - Grade 8



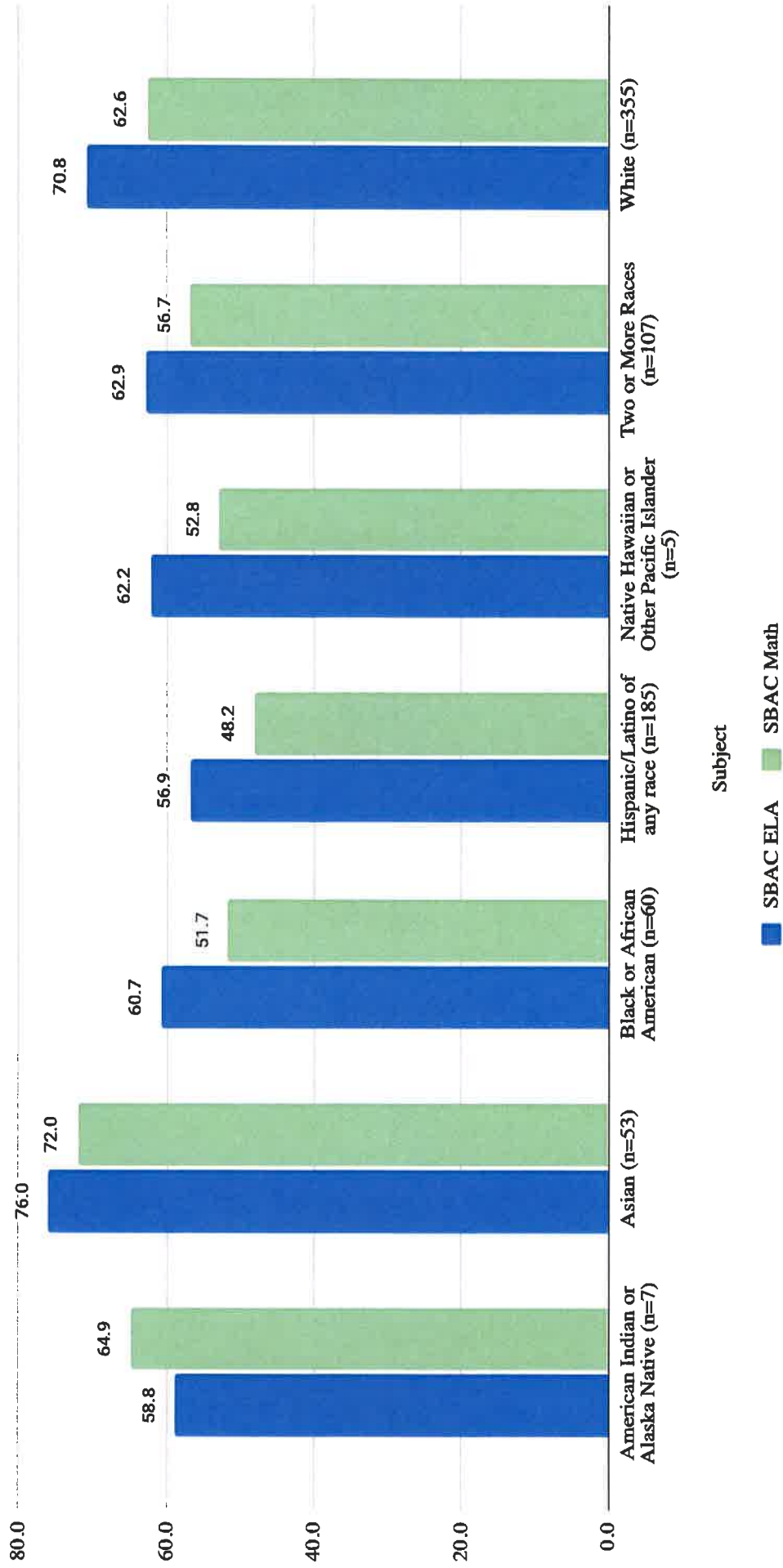
# SBAC ELA - Avg. Performance Index 6-8 by Alliance



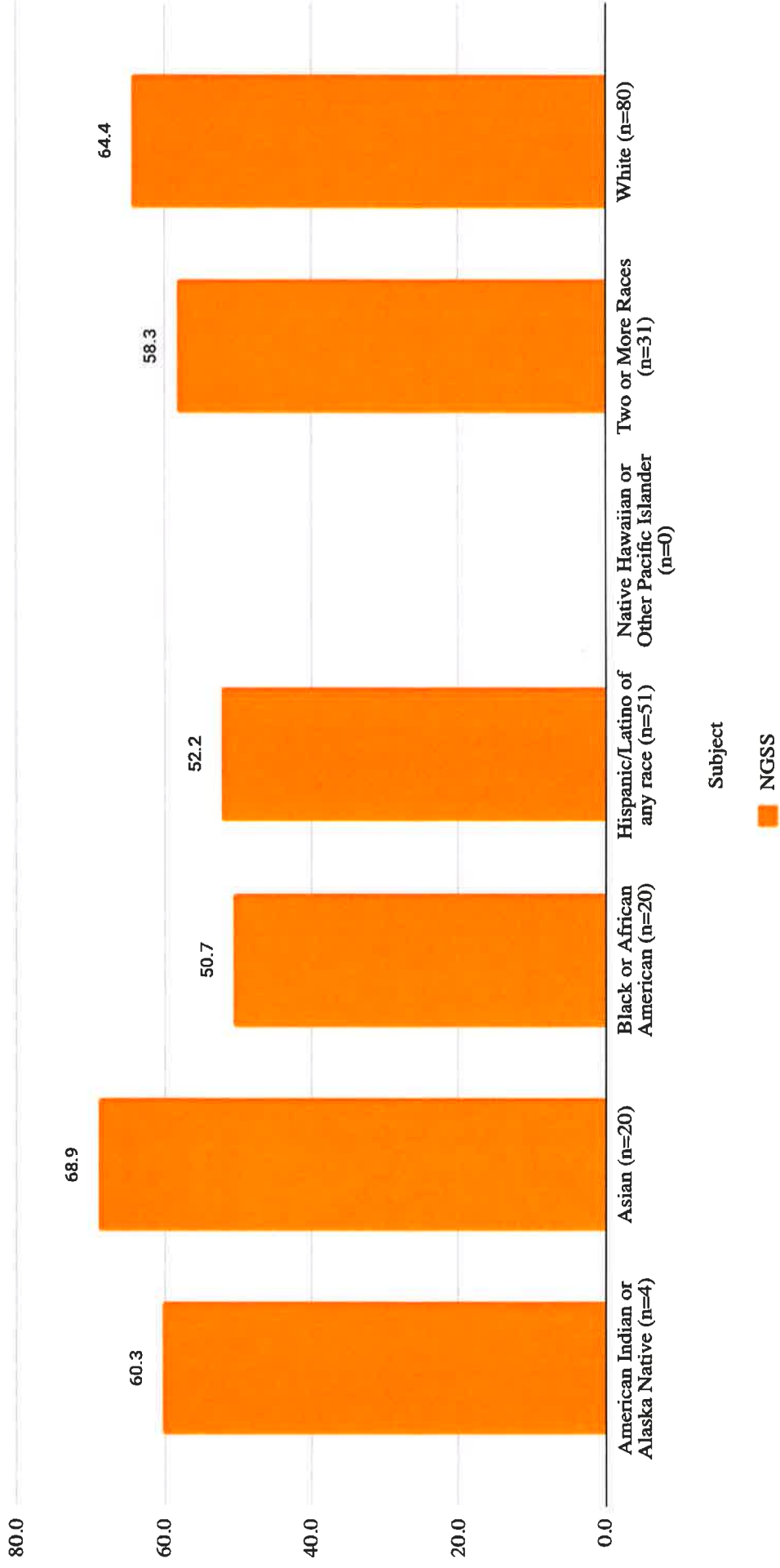
# SBAC Math - Avg. Performance Index 6-8 by Alliance



## 2021-2022 Summative Index Scores by Race/Ethnicity - Grade 6-8



## 2021-2022 NGSS Index Scores by Race/Ethnicity - Grade 8



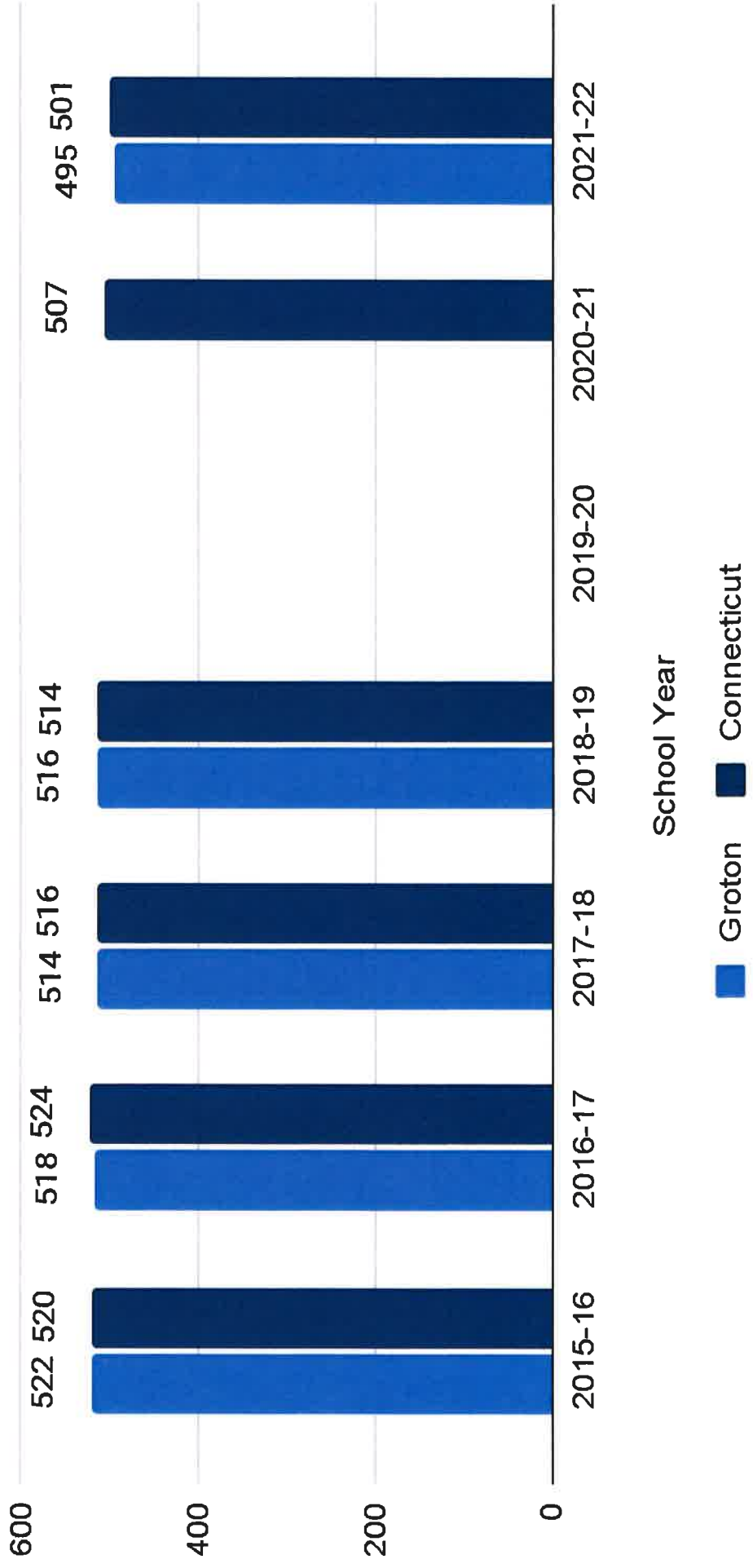
# **Groton Middle School**

## ***Academic Improvement Action Plan***

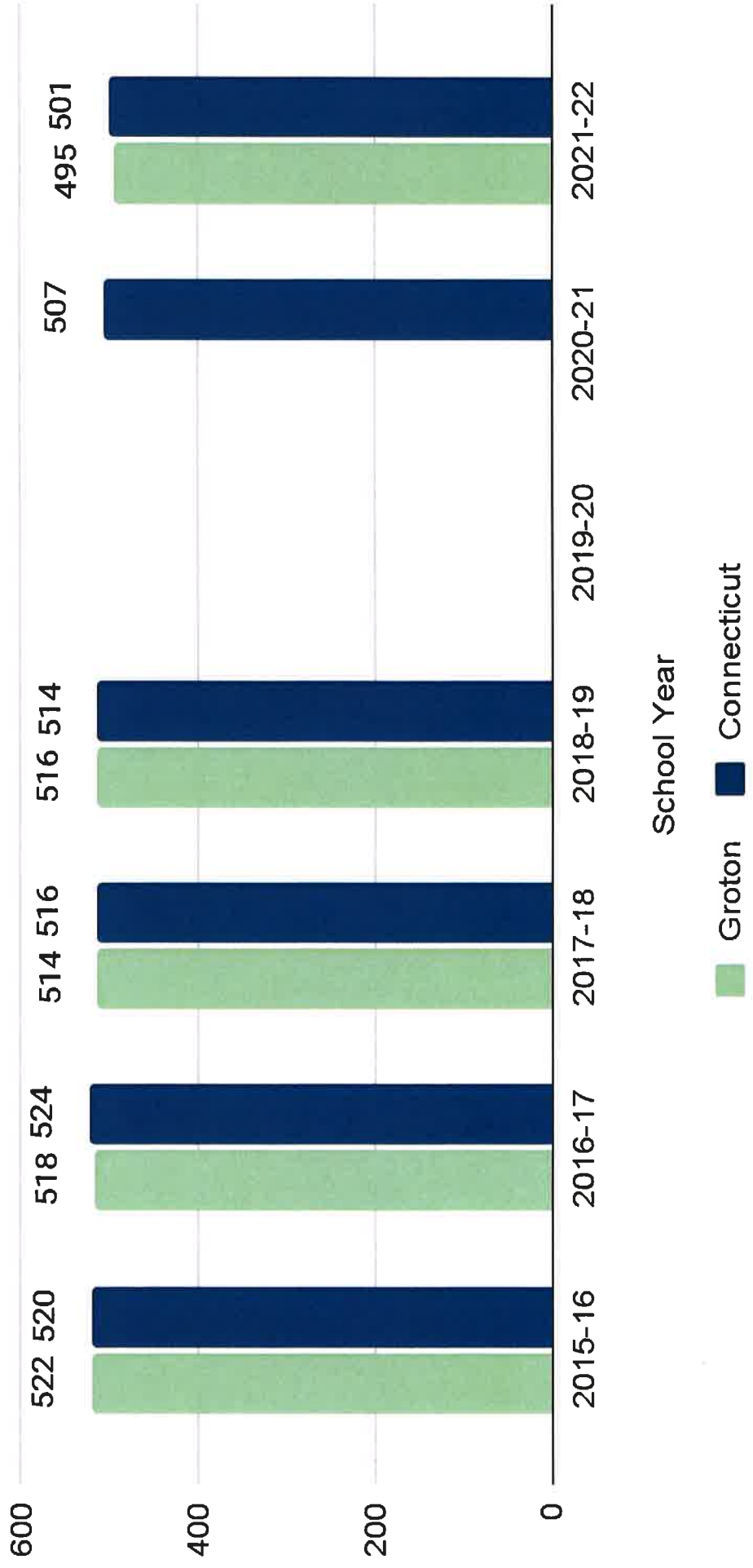
### **Three Priorities**

1. Review summative data with teachers to inform instruction
  - By grade level and across grade levels
2. Continue to develop a comprehensive Multi-tiered System of Support (MTSS) approach
  - Assessments
    - Utilize sensible assessment practices that incorporate:
      - screening (SBAC)
      - progress monitoring (IABs)
      - benchmarks (Lexia Rapid, unit tests)
    - Multilayered supports
      - Tier 1
        - high quality core instruction (Teachers College, CMP3, PLTW, MYP / STEAM)
        - differentiation and scaffolding
      - Tier 2
        - targeted instruction
      - Tier 3
        - individualized instruction
  - 3. Collaborative Approach
    - Classroom Level
    - Team Level
    - Department / Grade Level
    - Building Level
    - Family-School

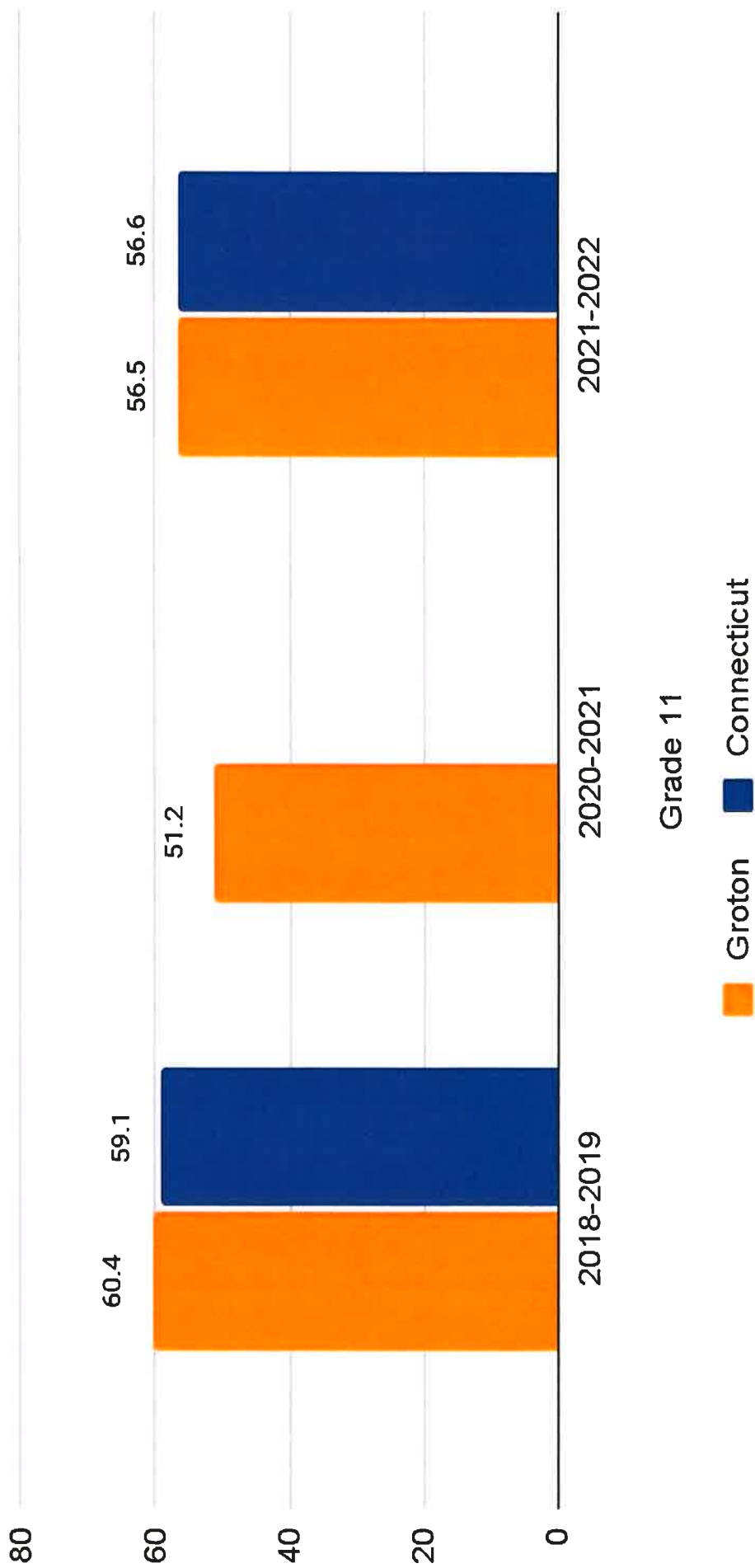
# SAT ELA - Average Score - 2015-2022



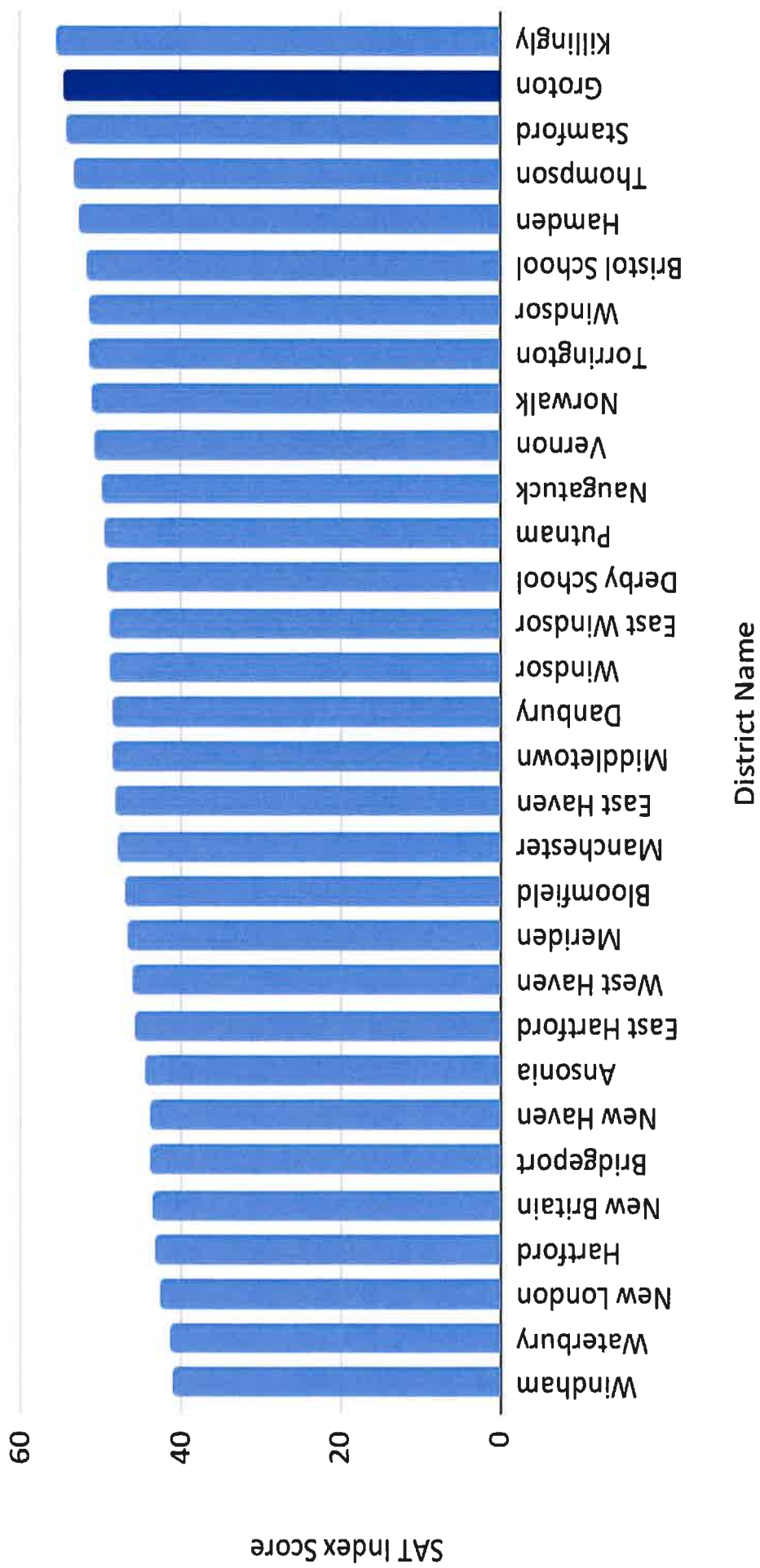
# SAT MATH - Average Score - 2015-2022



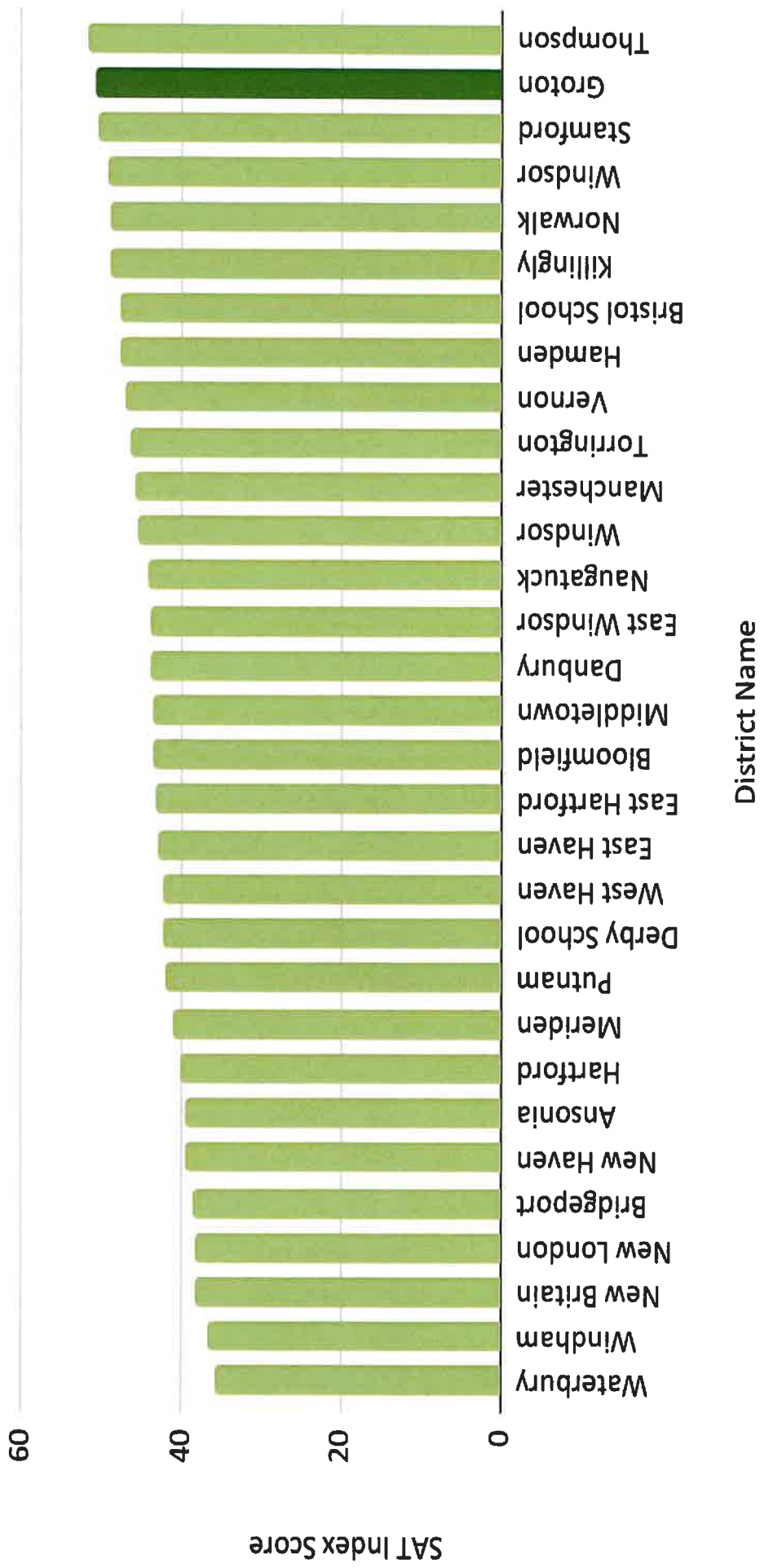
# NGSS Performance Index - Grade 11



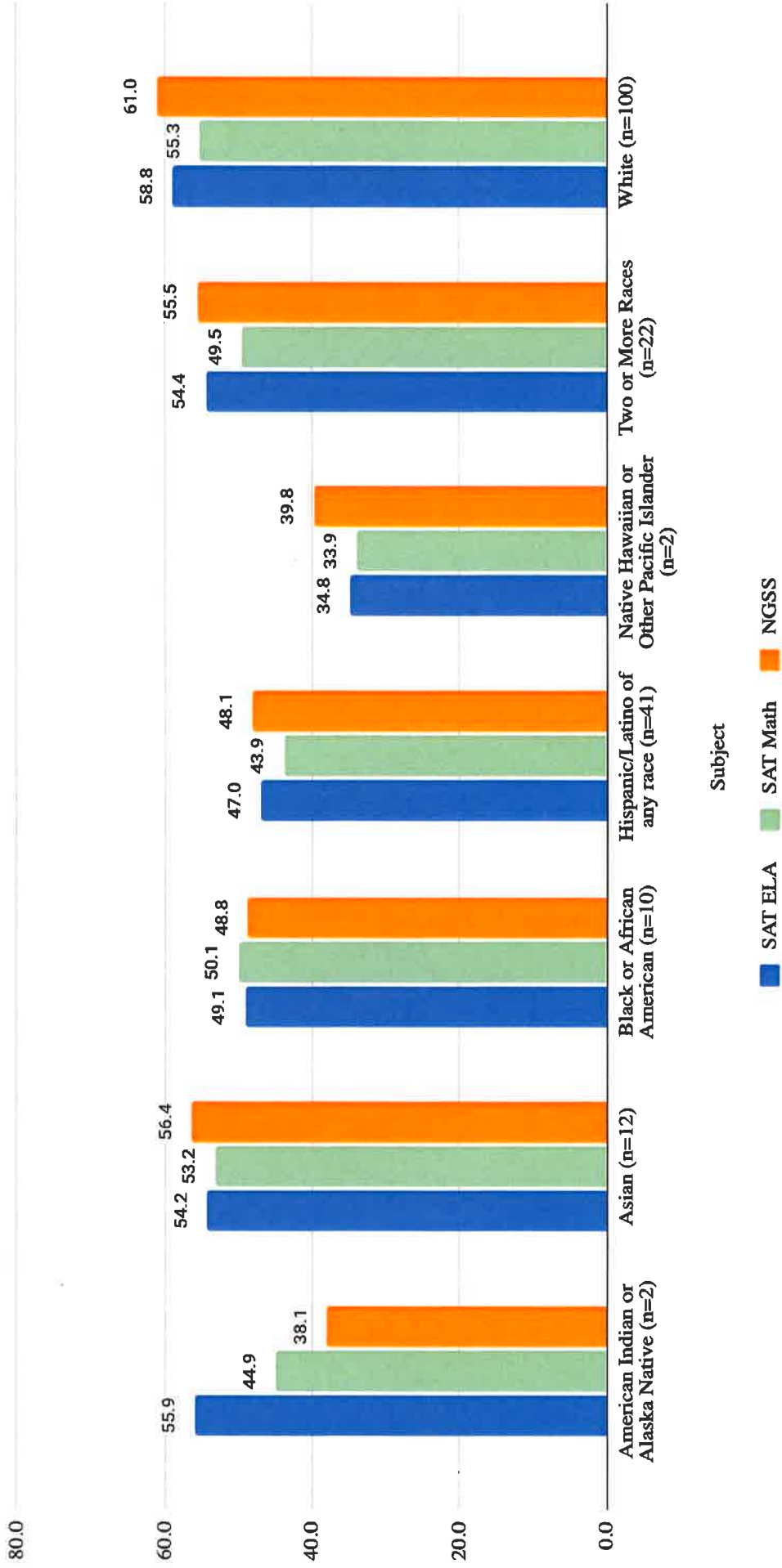
# SAT Language Arts - Performance Index by Alliance



# SAT Math - Performance Index by Alliance



## 2021-2022 Summative Index Scores by Race/Ethnicity - Grade 11



# SAT IMPROVEMENT ACTION PLAN

## In Progress-

- Back to celebrating growth as a school, class and individual
- Back to common assessments, grading procedures and learning experiences
- Back to addressing attendance concerns
- Working to get Historical Testing Data onto PowerSchool
- Revisions to the Intervention System -
  - Increased tutors, intervention meetings and supports
  - Growth in the Afterschool Falcon Academy

## Actions Needed-

- Create Incentive
- Opportunities for More Department Collaboration Time
- Universal Screener for SRBI
- Re-prioritize SAT as an area of focus



# SAT IMPROVEMENT ACTION PLAN

## Mathematics

- Common Unit Assessments with PSAT portion
- Teachers set PSAT Benchmarks.
  - Monitor, share student data and set goals
- 11/8 PD- PSAT Question Item Analysis in data teams
  - Science Dept- Analysis of Content Area Questions
- Utilizing tutors to assist in intervention supports (do not have a math specialist but have more tutors)

## English

- Timed Silent Sustained Readings in all classes to boost stamina for SAT
- Question Analysis of 10/2022 PSAT done by grade level data teams
  - SS Department to review their Content Area Questions
- At least 1 CFA per Data Team is SAT-Based
- Utilize Reading Specialist to support students and teachers

**Fitch Class of 2024****Math****ERW**

Current Juniors	Ave. Score	Benchmark	Ave. Score	Benchmark
Fitch (n = 187)	457	34%	478	71%
State	443	31%	457	59%

**Fitch Class of 2025****Math****ERW**

Current Sophomores	Ave. Score	Benchmark	Ave. Score	Benchmark
Fitch	407	32%	423	58%
State	417	36%	427	56%

Goal: The Fitch High School average SAT score will reach 500 in Math and 520 in ERW  
Benchmark Goal: 40% in math (41.2% in 2019) and 71% in ERW (65% in 2019)

Groton Public Schools

Date prep: 10/19/22 3:42 PM FY23 Budget Summary Review

Account	Object #s	FY23 Budget 2022-2023	Expenditures	Encumbered	FY23 Actual Total	Remaining Balance	%	FY23 Estimate 10/19/2022	Favorable/ (Unfavorable) to Budget
<b>Salaries</b>									
1	Administrators 105-109	5,052,518	1,563,707	3,403,727	4,967,434	85,084	1.7%	5,052,518	0
2	Teachers 101-104,123-127,151-152	35,367,250	5,403,726	29,360,496	34,764,223	603,027	1.7%	35,265,901	101,349
3	Non-Cert Aides 110-111,130-131,136,139	4,284,903	587,839	33,895	621,734	3,663,169	85.5%	4,265,806	19,097
4	Substitute - Cert & Non-Cert 120-121	1,007,080	222,956	0	222,956	784,124	77.9%	1,007,080	0
5	Clerical 112-114,132-134,144	1,971,277	574,089	0	574,089	1,397,188	70.9%	1,971,277	0
6	Custodial/Maintenance/Techs 117-118,129,137-139,147-148	3,610,973	1,006,151	217,980	1,224,131	2,386,842	66.1%	3,610,973	0
7	Campus Security/Supervision 128	152,540	70,706	0	70,706	81,834	53.6%	152,540	0
8	<b>Total Salaries 100</b>	<b>51,446,541</b>	<b>9,429,175</b>	<b>33,016,099</b>	<b>42,445,273</b>	<b>9,001,268</b>	<b>17.5%</b>	<b>51,326,095</b>	<b>120,446</b>
<b>Benefits</b>									
9	Health Insurance 201-202	7,281,438	1,917,049	0	1,917,049	5,364,389	73.7%	7,281,438	0
10	Workers Comp & Town Pension 211,213	962,425	0	0	0	962,425	100.0%	962,425	0
11	Social Security & Medicare 212,214	1,511,750	392,459	0	392,459	1,119,291	74.0%	1,507,470	4,280
12	Other Benefits 222-227	283,493	266,462	0	266,462	17,031	6.0%	329,077	(45,584)
13	<b>Total Benefits 200</b>	<b>10,039,106</b>	<b>2,575,970</b>	<b>0</b>	<b>2,575,970</b>	<b>7,463,136</b>	<b>74.3%</b>	<b>10,080,410</b>	<b>(41,304)</b>
<b>Purchased Services</b>									
14	Instructional Services 321-324	184,475	38,615	4,080	42,675	141,800	76.9%	177,915	6,560
15	Professional Services 331	251,614	183,223	21,241	204,464	47,150	18.7%	252,624	(1,010)
16	Other Prof Services 332	571,885	49,134	5,833	54,967	516,918	90.4%	571,885	0
17	OT & PT Services 333	678,058	4,948	25,408	30,356	647,702	95.5%	678,058	0
18	Legal 334	71,054	11,355	0	11,355	59,700	84.0%	71,054	0
19	Athletic Officials & Other Athletic Serv 341-342	77,290	24,463	0	24,463	52,827	68.3%	77,290	0
20	Computer Network Services 343	164,483	114,420	22,497	136,917	27,566	16.8%	164,483	0
21	<b>Total Purchased Services 300</b>	<b>1,998,859</b>	<b>426,157</b>	<b>79,040</b>	<b>505,197</b>	<b>1,493,662</b>	<b>74.7%</b>	<b>1,993,309</b>	<b>5,550</b>
<b>Property Services</b>									
22	Water & Sewer 410-411	100,799	32,288	165	32,453	68,346	67.8%	100,799	0
23	Trash & Snow Removal 421-422	137,466	23,893	62,790	86,683	50,783	36.9%	137,466	0
24	Repair/Maintenance 430-435,490-491,499	481,216	161,927	74,413	236,339	244,877	50.9%	472,030	9,186
25	Rental 441	123,899	30,673	70,896	101,569	22,330	18.0%	123,899	0
26	<b>Total Property Services 400</b>	<b>843,380</b>	<b>248,781</b>	<b>208,264</b>	<b>457,044</b>	<b>386,336</b>	<b>45.8%</b>	<b>834,194</b>	<b>9,186</b>
<b>Transportation, Insurance, Communications, Tuition</b>									
27	Transportation: Schools 510-513	5,360,342	837,458	0	837,458	4,522,884	84.4%	5,486,984	(126,642)
28	Transportation: Student Activities 587-596	175,419	17,034	21,665	38,699	136,720	77.9%	164,988	10,431
29	Transportation: Staff 590-594	141,686	10,446	0	10,446	131,240	92.6%	125,340	16,346
30	Insurance 522,525	417,628	403,354	0	403,354	14,274	3.4%	416,866	762
31	Communications 530-552	142,592	83,989	1,337	85,326	57,266	40.2%	137,180	5,413
32	Tuition: Special Education 561-563,568	4,319,633	277,185	613,691	890,876	3,428,757	79.4%	4,160,761	158,872
33	Tuition: Other 584-587	1,197,359	207,000	0	207,000	990,359	82.7%	1,194,254	3,105
34	<b>Total Trans, Ins, Comm, Tuition 500</b>	<b>11,754,659</b>	<b>1,836,466</b>	<b>636,692</b>	<b>2,473,158</b>	<b>9,281,501</b>	<b>79.0%</b>	<b>11,686,372</b>	<b>68,287</b>
<b>Supplies</b>									
35	Instructional Supplies 601-609,613-619,622-623,628	499,046	93,055	34,618	127,673	371,373	74.4%	423,309	75,737
36	Computer Supplies 610-612	254,072	661,141	64,345	725,485	(471,413)	(185.5%)	244,928	9,144
37	Electricity & Heating 631-633	1,467,021	436,079	20,253	456,333	1,010,688	68.9%	1,593,866	(126,845)
38	Transportation Supplies 634,656	180,486	37,384	3,393	40,777	139,709	77.4%	302,141	(121,655)
39	Textbooks & Library Books 640-642,645,647	83,311	23,128	21,207	44,335	38,976	46.8%	71,967	11,344
40	Facility/Maintenance Supplies 650,652-655,657,659	300,884	152,485	24,478	176,963	123,921	41.2%	300,209	675
41	Other Supplies (staff dev, PPE, etc) 621,624-627,630	88,910	27,462	14,926	42,388	46,522	52.3%	88,046	864
42	<b>Total Supplies 600</b>	<b>2,873,730</b>	<b>1,430,734</b>	<b>183,220</b>	<b>1,613,954</b>	<b>1,259,776</b>	<b>43.8%</b>	<b>3,024,465</b>	<b>(150,735)</b>
<b>Equipment</b>									
43	Instructional Equipment 730,735	98,400	48,150	2,108	50,258	48,142	48.9%	84,787	13,613
44	Non-Instructional Equip 731,736	10,000	6,464	5,962	12,425	(2,425)	(24.3%)	10,000	0
45	<b>Total Equipment 700</b>	<b>108,400</b>	<b>54,614</b>	<b>8,070</b>	<b>62,683</b>	<b>45,717</b>	<b>42.2%</b>	<b>94,787</b>	<b>13,613</b>
46	<b>Total Dues &amp; Fees 800</b>	<b>92,596</b>	<b>65,481</b>	<b>268</b>	<b>65,749</b>	<b>26,847</b>	<b>29.0%</b>	<b>82,138</b>	<b>10,459</b>
47	<b>GRAND TOTAL</b>	<b>79,157,271</b>	<b>16,067,377</b>	<b>34,131,652</b>	<b>50,199,029</b>	<b>28,958,242</b>	<b>36.6%</b>	<b>79,121,770</b>	<b>35,501</b>

**Groton Public Schools**

Date prep: FY23 Budget Summary Review  
 10/19/22 3:42 PM

Account	Object #s	FY23 Budget 2022-2023	Expenditures	Encumbered	FY23 Actual Total	Remaining Balance	%	FY23 Estimate 10/19/2022	Favorable/ (Unfavorable) to Budget
<b>Salaries</b>									
<b>Administrators</b>									
48 Administrators	105	1,201,101	411,179	852,921	1,264,100	(62,999)	(5.2%)	1,201,101	-
49 Principals	106	1,150,292	354,936	794,301	1,149,237	1,055	0.1%	1,150,292	-
50 Asst. Principals/Sp.Ed. Supv	107	2,385,181	693,268	1,537,344	2,230,612	154,569	6.5%	2,385,181	-
51 6-12 Curriculum Coordinators	108	174,798	53,975	121,445	175,420	(622)	(0.4%)	174,798	-
52 Athletic Director	109	141,146	50,348	97,716	148,065	(6,919)	(4.9%)	141,146	-
53		<u>5,052,518</u>	<u>1,563,707</u>	<u>3,403,727</u>	<u>4,967,434</u>	<u>85,084</u>	<u>1.7%</u>	<u>5,052,518</u>	<u>0</u>
<b>Teachers</b>									
54 Classroom Teachers	101 & 151	25,154,553	3,519,116	21,250,582	24,769,698	384,855	1.5%	25,066,232	88,321
55 Sp.Ed Certified	102	7,830,521	1,484,376	6,575,897	8,060,273	(229,752)	(2.9%)	7,820,291	10,230
56 Media Specialist	103	690,181	135,736	586,525	722,261	(32,080)	(4.6%)	690,181	-
57 Guidance	104	1,175,535	213,316	947,493	1,160,809	14,726	1.3%	1,175,535	-
58 Adult Ed	124	42,230	4,213	0	4,213	38,017	90.0%	42,230	-
59 Coach Stipends	126	356,416	(2,550)	0	(2,550)	358,966	100.7%	353,866	2,550
60 Other Student Activities	127	117,814	1,000	0	1,000	116,814	99.2%	117,566	248
61		<u>35,367,250</u>	<u>5,403,726</u>	<u>29,360,496</u>	<u>34,764,223</u>	<u>603,027</u>	<u>1.7%</u>	<u>35,265,901</u>	<u>101,349</u>
<b>Non-Cert Aides/Tutors</b>									
62 Reg.Ed Aides - Kindergarten	110 & 130	456,375	49,288	0	49,288	407,087	89.2%	456,375	-
63 Sp.Ed Aides - Para I & Para II	111 & 131	2,906,920	203,020	0	203,020	2,703,900	93.0%	2,886,698	20,222
64 Tutors	125 & 152	432,500	220,624	0	220,624	211,876	49.0%	432,500	-
65 School Bus Aides	136	429,588	88,157	0	88,157	341,431	79.5%	429,588	-
66 Other Non-Certified Personnel	139 & 119	59,520	26,750	33,895	60,645	(1,125)	(1.9%)	60,645	(1,125)
67		<u>4,284,903</u>	<u>587,839</u>	<u>33,895</u>	<u>621,734</u>	<u>3,663,169</u>	<u>85.5%</u>	<u>4,265,806</u>	<u>19,097</u>
<b>Substitute</b>									
68 Substitute Sp.Ed Certified	121	85,588	0	0	0	85,588	100.0%	71,612	13,976
69 Substitute Reg.Ed Certified	120	921,492	222,956	0	222,956	698,536	75.8%	935,468	(13,976)
70		<u>1,007,080</u>	<u>222,956</u>	<u>0</u>	<u>222,956</u>	<u>784,124</u>	<u>77.9%</u>	<u>1,007,080</u>	<u>0</u>
<b>Clerical</b>									
71 Clerical	112 113 114 132 133 134 143 144	1,971,277	574,089	0	574,089	1,397,188	70.9%	1,971,277	0
<b>Custodial/Maintenance/Techs</b>									
72 Custodial	117 & 137	1,924,943	534,272	52,897	587,170	1,337,773	69.5%	1,924,943	-
73 Maintenance	118 & 138	857,425	253,632	54,992	308,624	548,801	64.0%	857,425	-
74 Custodial/Maintenance Overtime	147 & 148	108,500	12,992	0	12,992	95,508	88.0%	108,500	-
75 Technicians	129 & 149	720,105	205,255	110,091	315,345	404,760	56.2%	720,105	-
76		<u>3,610,973</u>	<u>1,006,151</u>	<u>217,980</u>	<u>1,224,131</u>	<u>2,386,842</u>	<u>66.1%</u>	<u>3,610,973</u>	<u>0</u>
<b>Security</b>									
77 Security/Supervision	128	152,540	70,706	0	70,706	81,834	53.6%	152,540	-
78 Total Salaries		<u>51,446,541</u>	<u>9,429,175</u>	<u>33,016,099</u>	<u>42,445,273</u>	<u>9,001,268</u>	<u>17.5%</u>	<u>51,326,095</u>	<u>120,446</u>
<b>Benefits</b>									
<b>Health Insurance</b>									
79 Group Ins. Prof	201	5,827,342	1,748,988	0	1,748,988	4,078,354	70.0%	5,827,342	-
80 Group Ins. Other	202	1,454,096	168,061	0	168,061	1,286,035	88.4%	1,454,096	-
81		<u>7,281,438</u>	<u>1,917,049</u>	<u>0</u>	<u>1,917,049</u>	<u>5,364,389</u>	<u>73.7%</u>	<u>7,281,438</u>	<u>0</u>
<b>Workers Comp &amp; Town Pension</b>									
82 Worker's Compensation	211	405,825	0	0	0	405,825	100.0%	405,825	-
83 Town Pension	213	556,600	0	0	0	556,600	100.0%	556,600	-
84		<u>962,425</u>	<u>0</u>	<u>0</u>	<u>0</u>	<u>962,425</u>	<u>100.0%</u>	<u>962,425</u>	<u>0</u>
<b>Social Security &amp; Medicare</b>									
85 Social Security	212	765,776	181,053	0	181,053	584,723	76.4%	763,186	2,590
86 Medicare	214	745,974	211,406	0	211,406	534,568	71.7%	744,284	1,690
87		<u>1,511,750</u>	<u>392,459</u>	<u>0</u>	<u>392,459</u>	<u>1,119,291</u>	<u>74.0%</u>	<u>1,507,470</u>	<u>4,280</u>
<b>Other Employee Benefits</b>									
88 Retirement Awards	222	135,993	192,788	0	192,788	(56,795)	(41.8%)	192,788	(56,795)
89 Unemployment	223	40,000	2,425	0	2,425	37,575	93.9%	28,789	11,211
90 Tuition Reimb Certified	224	106,000	71,249	0	71,249	34,751	32.8%	106,000	-
92 Mentor Stipend	227	1,500	0	0	0	1,500	100.0%	1,500	-
93		<u>283,493</u>	<u>266,462</u>	<u>0</u>	<u>266,462</u>	<u>17,031</u>	<u>6.0%</u>	<u>329,077</u>	<u>(45,584)</u>
94 Total Benefits		<u>10,039,106</u>	<u>2,575,970</u>	<u>0</u>	<u>2,575,970</u>	<u>7,463,136</u>	<u>74.3%</u>	<u>10,080,410</u>	<u>(41,304)</u>

**Groton Public Schools**

Date prep:		FY23 Budget Summary Review							
10/19/22 3:42 PM									
Account	Object #s	FY23 Budget 2022-2023	Expenditures	Encumbered	FY23 Actual Total	Remaining Balance	%	FY23 Estimate 10/19/2022	Favorable/ (Unfavorable) to Budget
<b>Purchased Services</b>									
<b>Instructional Services</b>									
95	321 & 323	123,075	23,532	0	23,532	99,544	80.9%	120,140	2,935
96	322 & 324	61,400	15,084	4,060	19,144	42,256	68.8%	57,775	3,625
97		184,475	38,615	4,060	42,675	141,800	76.9%	177,915	6,560
<b>Professional Services</b>									
98	331	251,614	183,223	21,241	204,464	47,150	18.7%	252,624	(1,010)
99	332	571,885	49,134	5,833	54,967	516,918	90.4%	571,885	-
100	333	678,058	4,948	25,408	30,356	647,702	95.5%	678,058	-
101	334	71,054	11,355	0	11,355	59,700	84.0%	71,054	-
102		1,572,611	248,659	52,483	301,142	1,271,469	80.9%	1,573,621	(1,010)
<b>Athletic Officials &amp; Other Athletic Services</b>									
103	341	61,550	21,823	0	21,823	39,727	64.5%	61,550	-
104	342	15,740	2,640	0	2,640	13,100	83.2%	15,740	-
105		77,290	24,463	0	24,463	52,827	68.3%	77,290	0
<b>Computer Network Services</b>									
106	343	164,483	114,420	22,497	136,917	27,566	16.8%	164,483	-
107		<b>1,998,859</b>	<b>426,157</b>	<b>79,040</b>	<b>505,197</b>	<b>1,493,662</b>	<b>74.7%</b>	<b>1,993,309</b>	<b>5,550</b>
<b>Property Services</b>									
<b>Water/Sewer</b>									
108	410	66,182	16,733	165	16,898	49,284	74.5%	66,182	-
109	411	34,617	15,555	0	15,555	19,062	55.1%	34,617	-
110		100,799	32,288	165	32,453	68,346	67.8%	100,799	0
<b>Trash &amp; Snow Removal</b>									
111	421	87,466	23,893	62,790	86,683	783	0.9%	87,466	-
112	422	50,000	0	0	0	50,000	100.0%	50,000	-
113		137,466	23,893	62,790	86,683	50,783	36.9%	137,466	0
<b>Repair/Maintenance</b>									
114	430	118,095	31,452	4,470	35,923	82,172	69.6%	108,159	9,936
115	431	189,614	85,032	63,429	148,460	41,154	21.7%	189,614	-
116	432	28,563	2,904	0	2,904	25,659	89.8%	28,563	-
117	433	5,095	2,821	0	2,821	2,274	44.6%	5,095	-
118	434	48,400	12,155	2,275	14,430	33,970	70.2%	48,400	-
119	435	9,005	747	0	747	8,258	91.7%	9,005	-
120	490	11,477	4,463	250	4,713	6,764	58.9%	11,477	-
121	491	46,821	3,946	2,100	6,046	40,775	87.1%	46,821	-
123	499	24,146	18,406	1,889	20,295	3,851	15.9%	24,896	(750)
124		481,216	161,927	74,413	236,339	244,877	50.9%	472,030	9,186
<b>Rental</b>									
125	441	123,899	30,673	70,896	101,569	22,330	18.0%	123,899	-
126		<b>843,380</b>	<b>248,781</b>	<b>208,264</b>	<b>457,044</b>	<b>386,336</b>	<b>45.8%</b>	<b>834,194</b>	<b>9,186</b>
<b>Transportation, Insurance, Communications, Tuition</b>									
<b>Transportation: Schools</b>									
127	510 & 516	3,160,976	490,123	0	490,123	2,670,853	84.5%	3,287,618	(126,642)
128	511	1,243,367	289,701	0	289,701	953,666	76.7%	1,243,367	-
129	512	943,749	57,634	0	57,634	886,115	93.9%	943,749	-
130	513	12,250	0	0	0	12,250	100.0%	12,250	-
131		5,360,342	837,458	0	837,458	4,522,884	84.4%	5,486,984	(126,642)
<b>Transportation: Other</b>									
132	587	107,800	8,839	11,975	20,814	86,986	80.7%	107,910	(110)
133	588	50,149	4,901	7,210	12,110	38,039	75.9%	39,283	10,866
134	591 & 592	12,700	3,085	140	3,225	9,475	74.6%	12,305	395
135	595	4,770	210	2,340	2,550	2,220	46.5%	5,490	(720)
137		175,419	17,034	21,665	38,699	136,720	77.9%	164,988	10,431
<b>Transportation: Staff</b>									
138	580 & 581	7,500	419	0	419	7,081	94.4%	7,500	-
139	582 & 583	29,500	7,900	0	7,900	21,600	73.2%	27,529	1,971
140	584	104,686	2,127	0	2,127	102,559	98.0%	90,311	14,375
141		141,686	10,446	0	10,446	131,240	92.6%	125,340	16,346
<b>Liability &amp; Accident Insurance</b>									
142	522	402,456	388,944	0	388,944	13,512	3.4%	402,456	-
143	525	15,172	14,410	0	14,410	762	5.0%	14,410	762
144		417,628	403,354	0	403,354	14,274	3.4%	416,866	762

Groton Public Schools

Date prep: 10/19/22 3:42 PM FY23 Budget Summary Review

Account	Object #s	FY23 Budget 2022-2023	Expenditures	Encumbered	FY23 Actual Total	Remaining Balance	%	FY23 Estimate 10/19/2022	Favorable/ (Unfavorable) to Budget	
<b>Communications</b>										
145	Telephone, Telephone Repairs	530	91,400	72,453	0	72,453	18,947	20.7%	91,400	-
146	Postage	531	31,150	3,561	0	3,561	27,589	88.6%	27,363	3,788
147	Advertisement	540	5,000	5,695	963	6,658	(1,658)	(33.2%)	5,000	-
148	Minority Recruitment	541	0	0	0	0	0	-	-	-
149	Printing Admin	550	11,542	2,281	374	2,655	8,887	77.0%	10,792	750
150	School Publications	551 & 552	3,500	0	0	0	3,500	100.0%	2,625	875
151			142,592	83,989	1,337	85,325	57,266	40.2%	137,180	5,413
<b>Tuition: Special Education</b>										
152	Sp.Ed Vocational	561	411,956	57,580	0	57,580	354,376	86.0%	420,987	(9,031)
153	Sp.Ed BoE Placements	562	2,557,392	200,577	594,201	794,778	1,762,614	68.9%	2,531,540	25,852
154	Sp.Ed State Placements	563	580,000	19,028	19,490	38,518	541,482	93.4%	477,210	102,790
155	Sp.Ed Magnet Choice	568	770,285	0	0	0	770,285	100.0%	731,024	39,261
156			4,319,633	277,185	613,691	890,876	3,428,757	79.4%	4,160,761	158,872
<b>Tuition: Other</b>										
157	Adult Ed	564	210,105	207,000	0	207,000	3,105	1.5%	207,000	3,105
158	Gen Ed Magnet Tuition	566	897,671	0	0	0	897,671	100.0%	897,671	-
159	Gen Ed Vo Ag Tuition	567	89,583	0	0	0	89,583	100.0%	89,583	-
160			1,197,359	207,000	0	207,000	990,359	82.7%	1,194,254	3,105
161	Total Transportation, Insurance, Communication, Tuition		11,754,659	1,836,466	636,692	2,473,158	9,281,501	79.0%	11,686,372	68,287
<b>Supplies</b>										
<b>Instructional Supplies</b>										
162	General Classroom	601	156,340	15,960	4,731	20,691	135,649	86.8%	117,211	39,129
163	Science	602	16,986	1,782	4,496	6,278	10,708	63.0%	13,005	3,981
164	Arts & Crafts	603	24,300	18,205	1,595	19,800	4,500	18.5%	20,827	3,473
165	Phys. Ed	604	15,400	578	257	835	14,565	94.6%	11,550	3,850
166	Music	605	24,000	4,505	2,339	6,844	17,156	71.5%	18,000	6,000
167	Kindergarten	606	5,100	942	0	942	4,158	81.5%	3,825	1,275
168	Pupil Tests	607	65,400	20,675	4,148	24,823	40,577	62.0%	57,300	8,100
169	Tech. Ed	609	8,000	0	0	0	8,000	100.0%	6,000	2,000
170	Home Ec Supplies	613	14,500	1,936	3,262	5,198	9,302	64.2%	10,875	3,625
171	Sp.Ed Supplies	615	56,000	8,348	3,738	12,086	43,914	78.4%	56,015	(15)
172	Athletic Supplies	616	52,950	7,001	8,555	15,557	37,393	70.6%	54,861	(1,911)
173	Math Supplies	617	10,350	84	760	844	9,506	91.8%	7,805	2,545
174	Health Supplies	618	1,950	0	0	0	1,950	100.0%	1,463	488
175	Other Supplies	619	3,000	28	0	28	2,972	99.1%	2,271	729
176	Health Serv Pathogen	622	7,000	221	0	221	6,779	96.8%	7,000	-
177	School Library Supplies	623	5,270	75	423	498	4,772	90.6%	3,953	1,318
178	Food, Drink, Snacks	628	32,500	12,715	313	13,029	19,471	59.9%	31,349	1,151
180			499,046	93,055	34,618	127,673	371,373	74.4%	423,309	75,737
<b>Computer Supplies</b>										
181	Computer Supplies	610 & 611	49,200	26,186	4,433	30,619	18,581	37.8%	45,205	3,996
182	Software	612	204,872	634,954	59,912	694,866	(489,994)	(239.2%)	199,723	5,149
183			254,072	661,141	64,345	725,485	(471,413)	(185.5%)	244,928	9,144
<b>Electricity &amp; Heating</b>										
184	Electricity	631	971,513	391,889	20,253	412,142	559,371	57.6%	971,513	-
185	Propane/Natural Gas	632	325,362	31,103	0	31,103	294,259	90.4%	290,905	34,457
186	Heating Oil	633	170,146	13,088	0	13,088	157,058	92.3%	331,448	(161,302)
187			1,467,021	436,079	20,253	456,333	1,010,688	68.9%	1,593,866	(126,845)
<b>Transportation Supplies</b>										
188	Diesel for School Buses	634	138,070	30,235	0	30,235	107,835	78.1%	259,725	(121,655)
189	Gas for Maintenance	656	42,416	7,150	3,393	10,542	31,874	75.1%	42,416	-
190			180,486	37,384	3,393	40,777	139,709	77.4%	302,141	(121,655)
<b>Textbooks &amp; Library Books</b>										
191	Textbooks	640	45,051	6,286	16,592	22,878	22,173	49.2%	36,307	8,744
192	Workbooks	641	12,460	16,638	1,724	18,362	(5,902)	(47.4%)	16,310	(3,850)
193	Textbook Rebind	642	500	0	0	0	500	100.0%	375	125
194	Library Books	645	22,900	0	2,891	2,891	20,009	87.4%	17,175	5,725
195	Periodicals	647	2,400	205	0	205	2,195	91.5%	1,800	600
196			83,311	23,128	21,207	44,335	38,976	46.8%	71,967	11,344

**Groton Public Schools**

Date prep: FY23 Budget Summary Review  
 10/19/22 3:42 PM

Account	Object #s	FY23 Budget 2022-2023	Expenditures	Encumbered	FY23 Actual Total	Remaining Balance	%	FY23 Estimate 10/19/2022	Favorable/ (Unfavorable) to Budget	
<b>Facility/Maintenance Supplies</b>										
197	Equipment Repair	650	23,158	7,317	1,463	8,780	14,378	62.1%	23,158	-
198	Grounds Supplies	651	19,334	21,067	0	21,067	(1,733)	(9.0%)	19,334	-
199	General Bldg Repair	652	64,450	29,325	2,717	32,042	32,408	50.3%	61,225	3,225
200	Painting	653	2,500	1,390	56	1,446	1,054	42.1%	2,500	-
201	Heat & Plumbing	654	33,716	15,034	16,642	31,676	2,040	6.1%	33,716	-
202	Electrical	655	29,948	10,277	904	11,181	18,767	62.7%	29,948	-
203	Safety Supplies	657 & 659	12,976	14,889	0	14,889	(1,913)	(14.7%)	15,526	(2,550)
204	Custodial Supplies	658	114,802	53,187	2,695	55,882	58,920	51.3%	114,802	-
205			<u>300,884</u>	<u>152,485</u>	<u>24,478</u>	<u>176,963</u>	<u>123,921</u>	<u>41.2%</u>	<u>300,209</u>	<u>675</u>
<b>Other Supplies</b>										
206	Sup Serv Guid Imp Ins	621	25,600	5,170	2,534	7,703	17,897	69.9%	23,700	1,900
207	Audio Visual	624 & 625	11,000	432	299	731	10,269	93.4%	10,625	375
208	General Admin Supplies	626	12,610	6,935	1,162	8,098	4,512	35.8%	12,475	135
209	School Admin Supplies	627	17,400	12,071	10,126	22,197	(4,797)	(27.6%)	21,749	(4,349)
210	Professional Materials	690	22,300	2,854	806	3,659	18,641	83.6%	19,497	2,803
212			<u>88,910</u>	<u>27,462</u>	<u>14,926</u>	<u>42,388</u>	<u>46,522</u>	<u>52.3%</u>	<u>88,046</u>	<u>864</u>
213	<b>Total Supplies</b>		<u>2,873,730</u>	<u>1,430,734</u>	<u>183,220</u>	<u>1,613,954</u>	<u>1,259,776</u>	<u>43.8%</u>	<u>3,024,465</u>	<u>(150,735)</u>
<b>Equipment</b>										
<b>Instructional Equipment</b>										
214	Replace Instr Equip	730	38,400	0	0	0	38,400	100.0%	14,050	24,350
215	Add Instr Equipment	735	60,000	48,150	2,108	50,258	9,742	16.2%	70,737	(10,737)
216			<u>98,400</u>	<u>48,150</u>	<u>2,108</u>	<u>50,258</u>	<u>48,142</u>	<u>48.9%</u>	<u>84,787</u>	<u>13,613</u>
<b>Non-Instructional Equipment</b>										
217	Replace Non-Instr Equipment	731	10,000	5,028	2,900	7,928	2,072	20.7%	5,503	4,497
218	Add Non-Instr Equipment	736	0	1,436	3,062	4,497	(4,497)		4,497	(4,497)
219			<u>10,000</u>	<u>6,464</u>	<u>5,962</u>	<u>12,425</u>	<u>(2,425)</u>	<u>(24.3%)</u>	<u>10,000</u>	<u>0</u>
220	<b>Total Equipment</b>		<u>108,400</u>	<u>54,614</u>	<u>8,070</u>	<u>62,683</u>	<u>45,717</u>	<u>42.2%</u>	<u>94,787</u>	<u>13,613</u>
<b>Dues - Fees</b>										
<b>Dues/Fees</b>										
221	Dues BoE	810	25,541	21,904	0	21,904	3,637	14.2%	25,541	-
222	General Admin Dues	811	16,160	8,948	268	9,216	6,944	43.0%	16,185	(25)
223	School Admin Dues	812	44,050	31,619	0	31,619	12,431	28.2%	33,767	10,284
224	Other Dues	819	6,845	3,010	0	3,010	3,835	56.0%	6,645	200
225	<b>Total Dues/Fees</b>		<u>92,596</u>	<u>65,481</u>	<u>268</u>	<u>65,749</u>	<u>26,847</u>	<u>29.0%</u>	<u>82,138</u>	<u>10,459</u>
226	<b>Grand Total</b>		<u>79,157,271</u>	<u>16,067,377</u>	<u>34,131,652</u>	<u>50,199,029</u>	<u>28,958,242</u>	<u>36.6%</u>	<u>79,121,770</u>	<u>35,501</u>


**Groton Public Schools**  
**FY23 Budget Summary Review**  
**Summary at Program Level III**

Function No.	Description	FY23 Budget	FY23		FY23 Total	Remaining	%	10192022 FY23 Estimated	Favorable/ (Unfavorable)
		2022-2023	Expended 2022-2023	Encumbered 2022-2023	2022-2023	Balance		2022-2023	
<b>Regular Instruction</b>									
1101	FUNCTION-1101 ELEMENTARY	13,582,263	1,300,473	9,217,325	10,517,797	3,064,466	22.6%	13,436,340	145,923
1102	FUNCTION-1102 ART	680,986	134,754	448,472	583,226	97,760	14.4%	678,618	2,368
1103	FUNCTION-1103 COMPUTER EDUCATION	0	0	0	0	0	0.0%	-	-
1104	FUNCTION-1104 LANGUAGE ARTS	2,394,305	445,840	1,627,555	2,073,395	320,910	13.4%	2,391,729	2,576
1105	FUNCTION-1105 WORLD LANGUAGES	1,438,860	270,255	1,028,602	1,298,857	140,003	9.7%	1,440,048	(1,188)
1106	FUNCTION-1106 CONSUMER SCIENCE	155,887	27,244	102,569	129,812	26,075	16.7%	152,112	3,775
1107	FUNCTION-1107 TECHNOLOGY EDUCATION	676,451	152,013	523,041	675,053	1,398	0.2%	684,410	(7,959)
1108	FUNCTION-1108 MATHEMATICS	2,073,160	392,324	1,520,358	1,912,682	160,478	7.7%	2,070,803	2,357
1109	FUNCTION-1109 MUSIC	731,202	130,262	502,759	633,021	98,181	13.4%	723,995	7,207
1110	FUNCTION-1110 PHYSICAL EDUCATION	1,026,099	183,456	649,254	832,710	193,389	18.8%	1,020,961	5,138
1111	FUNCTION-1111 SCIENCE	2,279,445	403,154	1,542,690	1,945,844	333,601	14.6%	2,274,355	5,090
1112	FUNCTION-1112 SOCIAL STUDIES	1,849,410	330,013	1,322,598	1,652,611	196,799	10.6%	1,847,635	1,775
1113	FUNCTION-1113 MYP	42,000	9,547	0	9,547	32,453	77.3%	31,910	10,090
1114	FUNCTION-1114 HEALTH EDUCATION	301,017	68,679	284,733	353,412	(52,395)	(17.4%)	300,741	276
1117	FUNCTION-1117 INTERN. BACCALAUREATE	56,500	17,600	4,215	21,815	34,685	61.4%	42,525	13,975
1118	FUNCTION-1118 IB - CAREERS-RELATED PROGRAM	13,500	0	0	0	13,500	100.0%	10,125	3,375
1119	FUNCTION-1119 UNCLASSIFIED	1,581,473	730,642	1,196	731,838	849,635	53.7%	1,589,182	(7,709)
1121	FUNCTION-1121 BUSINESS EDUCATION	329,624	61,096	225,447	286,543	43,081	13.1%	328,612	1,012
1124	FUNCTION-1124 HEALTH OCCUPATIONS	87,596	14,695	79,670	94,365	(6,769)	(7.7%)	86,758	838
1260	FUNCTION-1260 ENRICHMENT	39,639	1,852	0	1,852	37,788	95.3%	39,639	(0)
1270	FUNCTION-1270 REMEDIAL INSTRUCTION	3,034,885	551,742	2,220,648	2,772,390	262,495	8.6%	3,034,885	(0)
2220	FUNCTION-2220 EDUCATIONAL MEDIA SERVICE	1,109,189	224,507	589,839	814,346	294,843	26.6%	1,101,685	7,504
<b>Total Regular Instruction</b>		<b>33,483,491</b>	<b>5,502,339</b>	<b>21,890,969</b>	<b>27,393,308</b>	<b>6,090,183</b>	<b>18.2%</b>	<b>33,287,070</b>	<b>196,421</b>
<b>Special Instruction</b>									
1205	FUNCTION-1205 PRESCHOOL 3-5	1,274,524	197,626	618,215	815,841	458,683	36.0%	1,274,524	0
1210	FUNCTION-1210 SPED Summer School	20,290	0	0	0	20,290	100.0%	20,290	-
1220	FUNCTION-1220 OTHER SPECIAL INSTRUCTION	696,165	276,688	151,696	428,384	267,781	38.5%	696,165	(0)
1230	FUNCTION-1230 SPECIAL EDUCATION	8,423,248	1,212,993	3,600,879	4,813,873	3,609,375	42.9%	8,400,131	23,117
1250	FUNCTION-1250 BLIND	27,046	0	0	0	27,046	100.0%	27,046	0
1280	FUNCTION-1280 HEARING IMPAIRED	108,685	25,398	86,126	111,524	(2,839)	(2.6%)	108,700	(15)
<b>Total Special Instruction</b>		<b>10,549,958</b>	<b>1,712,705</b>	<b>4,456,916</b>	<b>6,169,621</b>	<b>4,380,337</b>	<b>41.5%</b>	<b>10,526,856</b>	<b>23,102</b>
<b>Continuing Education</b>									
1310	FUNCTION-1310 HIGH SCHOOL COMPLETION	85,865	12,075	10,337	22,412	63,453	73.9%	84,613	1,252
1320	FUNCTION-1320 ADULT EDUCATION	210,105	207,000	0	207,000	3,105	1.5%	207,000	3,105
<b>Total Continuing Education</b>		<b>295,970</b>	<b>219,075</b>	<b>10,337</b>	<b>229,412</b>	<b>66,558</b>	<b>22.5%</b>	<b>291,613</b>	<b>4,357</b>
<b>Other Instructional Programs</b>									
15**	STUDENT ACTIVITIES 6-12	968,926	134,151	157,357	291,508	677,418	69.9%	964,796	4,130
<b>TOTAL INSTRUCTION</b>		<b>45,298,345</b>	<b>7,568,270</b>	<b>26,515,579</b>	<b>34,083,848</b>	<b>11,214,497</b>	<b>24.8%</b>	<b>45,070,335</b>	<b>228,010</b>
<b>Support Services - Pupils</b>									
2101	FUNCTION-2101 SUPPORT SERVICES - SPED CO	893,602	279,601	443,074	722,675	170,927	19.1%	893,043	559
2110	FUNCTION-2110 SOCIAL WORK SERVICES	370,503	68,901	290,399	359,300	11,203	3.0%	370,503	(0)
2120	FUNCTION-2120 GUIDANCE SERVICES	1,650,104	305,454	948,019	1,253,473	396,631	24.0%	1,641,479	8,625
2130	FUNCTION-2130 HEALTH SERVICES	1,250,073	48,068	31,241	79,309	1,170,764	93.7%	1,250,073	(0)
2140	FUNCTION-2140 PSYCHOLOGICAL SERVICES	1,251,875	244,249	909,364	1,153,613	98,262	7.8%	1,251,875	(0)
2150	FUNCTION-2150 SPEECH & HEARING SERVICES	1,206,570	240,611	931,155	1,171,766	34,804	2.9%	1,206,570	0
<b>Total Support Services - Pupils</b>		<b>6,622,727</b>	<b>1,186,882</b>	<b>3,553,254</b>	<b>4,740,136</b>	<b>1,882,591</b>	<b>28.4%</b>	<b>6,613,544</b>	<b>9,183</b>
<b>Support Services - Staff</b>									
2201	FUNCTION-2201 SUPPORTING SERVICES - T&I	377,529	134,341	205,661	340,002	37,527	9.9%	377,529	(0)
2202	FUNCTION-2202 SUPPORTING SERVICES - DEI	15,000	0	1,325	1,325	13,675	91.2%	15,000	-
2210	FUNCTION-2210 IMPROVEMENT OF INSTRUCTION	278,542	215,149	30,217	245,365	33,177	11.9%	278,589	(47)
<b>Total Support Services - Staff</b>		<b>671,071</b>	<b>349,490</b>	<b>237,203</b>	<b>586,692</b>	<b>84,379</b>	<b>12.6%</b>	<b>671,118</b>	<b>(47)</b>
<b>General Support Services</b>									
2311	FUNCTION-2311 BOARD OF EDUCATION SERVICE	30,241	21,904	1,760	23,664	6,577	21.7%	30,241	-
2312	FUNCTION-2312 SUPERINTENDENT OFFICE SER	1,615,425	408,485	378,761	787,245	828,180	51.3%	1,614,605	820
2313	FUNCTION-2313 BUSINESS OFFICE	1,015,207	180,746	93,678	274,424	740,783	73.0%	1,014,978	229
2410	FUNCTION-2410 SCHOOL ADMINISTRATION	4,428,283	1,370,804	2,004,625	3,375,429	1,052,854	23.8%	4,422,603	5,680
<b>Total General Support Services</b>		<b>7,089,156</b>	<b>1,981,939</b>	<b>2,478,823</b>	<b>4,460,762</b>	<b>2,628,394</b>	<b>37.1%</b>	<b>7,082,427</b>	<b>6,729</b>
<b>Operational Services</b>									
2510	FUNCTION-2510 OPERATIONS AND MAINTENANCE	6,931,709	2,213,506	396,620	2,610,126	4,321,583	62.3%	7,058,380	(126,671)
2520	FUNCTION-2520 PUPIL TRANSPORTATION	6,021,328	1,004,315	569	1,004,885	5,016,443	83.3%	6,269,625	(248,297)
2540	FUNCTION-2540 COMPUTER SUPPORT SERVICES	1,528,954	1,039,808	335,912	1,375,720	153,234	10.0%	1,530,264	(1,310)
2560	FUNCTION-2560 HEALTH SERVICES STAFF	2,500	0	0	0	2,500	100.0%	2,500	-
9999	FUNCTION-9999 EXPENDITURE TRANSFER ACCT	0	503,563	0	503,563	(503,563)	0.0%	-	-
<b>Total Operational Services</b>		<b>14,484,491</b>	<b>4,761,192</b>	<b>733,102</b>	<b>5,494,294</b>	<b>8,990,197</b>	<b>62.1%</b>	<b>14,860,769</b>	<b>(376,278)</b>
<b>TOTAL SUPPORT SERVICES</b>		<b>28,867,445</b>	<b>8,279,503</b>	<b>7,002,382</b>	<b>15,281,885</b>	<b>13,585,560</b>	<b>47.1%</b>	<b>29,227,857</b>	<b>(360,412)</b>
<b>Community Services</b>									
3710	FUNCTION-3710-NONPUBLIC SCHOOL	96,550	0	0	0	96,550	100.0%	96,550	0
<b>Non-Programmed Charges</b>									
4100	TUITION PAYMENTS	4,894,931	219,605	613,691	833,296	4,061,635	83.0%	4,727,028	167,903
<b>GRAND TOTAL</b>		<b>79,157,271</b>	<b>16,067,377</b>	<b>34,131,652</b>	<b>50,199,029</b>	<b>28,958,242</b>	<b>36.6%</b>	<b>79,121,770</b>	<b>35,501</b>
									0.04%

BOE Groups Active & Retired

Cost vs Budget Dashboard - data through August 2022

Self Insured - All Coverages All Enrollees														
Claim/Admin. Cost														
Date	Lives	Net Medical Paid		Rx Paid Claims		Dental Paid		Total Net Paid		Claim/Admin. Cost				
		Claims		Claims		Claims		Claims		Total Fixed Costs	Total Cost			
										Monthly	Annual	Variance - Total Cost vs BOE	Actual/Estimated BOE Anthem Renewal	Additional Laser Liability
Jul-22	520	\$515,691		\$141,902		\$34,113		\$691,706		\$104,766	\$796,472	(\$218,326)	78.5%	\$0
Aug-22	518	\$427,675		\$186,699		\$40,532		\$654,906		\$104,422	\$759,328	(\$255,470)	74.8%	\$0
Sep-22														
Oct-22														
Nov-22														
Dec-22														
Jan-23														
Feb-23														
Mar-23														
Apr-23														
May-23														
Jun-23														
<b>YTD</b>	<b>1038</b>	<b>\$943,366</b>		<b>\$328,600</b>		<b>\$74,645</b>		<b>\$1,346,611</b>		<b>\$209,189</b>	<b>\$1,555,800</b>	<b>(\$473,796)</b>	<b>76.7%</b>	<b>\$0</b>



Total fixed cost is taken from segmented Anthem Renewal dated 4/20/22 plus Network Access Fees of \$184,015  
 \*BOE monthly renewal based on non-weighted Anthem proposal dated 4/20/22 less expected claims for Retirees moving to Medicare Advantage plan effective 1/1/22  
 Stop Loss Laser - Liver transplant; member lasered at \$600,000 (\$77,405 in claims included in expected claim cost)

**GROTON BOARD OF EDUCATION  
REGULAR MEETING MINUTES  
SEPTEMBER 26, 2022 @ 6:00 P.M.  
CENTRAL OFFICE, ROOM 11**

**MEMBERS PRESENT:** Chairperson Kim Shepardson Watson, Andrea Ackerman, Vice Chairperson, Dean Antipas, William Horgan, Rita Volkmann (Remote), Beverly Washington (Remote), Jay Weitlauf (Remote)

**MEMBERS ABSENT:** Elizabeth Porter Matthew Shulman

**ALSO PRESENT:** Susan Austin, Philip Piazza, Sam Kilpatrick, Ken Knight, Thomas Lonsdale, Isaiah Anderson, Katie Subashi

I. CALL TO ORDER – Chairperson Shepardson Watson, called the meeting to order at 6:00 p.m.

Mrs. Shepardson Watson held a moment of silence in remembrance of former Board Member Lee White who passed away this past weekend.

A. Pledge of Allegiance

The first order of business was the Pledge of Allegiance to the flag led by Ted Keleher.

II. RECOGNITION AND PARTICIPATION OF VISITORS AND DELEGATIONS

Dr. Ackerman introduced the winners of the Martin Luther King Scholarship who in turn introduced each and noted their accomplishments. The winners are Isaiah Anderson, Kyra Robinson, Rhiana Boutot, and Aisha Hashimi.

III. COMMENTS FROM CITIZENS

NONE

IV. RESPONSE TO COMMENTS FROM CITIZENS

NONE

V. STUDENT REPRESENTATIVE REPORT

The student representatives reported:

- The Senior Class is working on the Homecoming Dance;
- They are working on Spirit Week – they picked some fun things for Spirit Week;
- They are working on the Pep Rally;
- The Drama Club is starting up again;
- They are working on a Dress-Up Day for Spirit Week.

## VI. SUPERINTENDENT AND ADMINISTRATION REPORTS

### A. Superintendent Report (**ATTACHMENTS 1**)

Ms. Austin gave an overview of what will be presented on the Smarter Balanced Assessment Results for the school year 2021-2022.

Dr. Piazza explained the Metrics of the data:

- Performance Index
- State of Connecticut Performance Index, Trend

Mr. Lonsdale gave an overview of the data in ELA and Math including for High Needs Students, DRG, Alliance Districts, Region, for all students, the Forecast in ELA and Math for all students.

### B. Assistant Superintendent Report

Dr. Piazza noted three committees he has been working on:

- Curriculum and Instruction Council who have held their first meeting last week. They reviewed the Curriculum Handbook and timeline for upcoming curriculums. Dr. Piazza stated that they will meet 4 time per year.
- Groton Teaching and Learning Committee. They will addressing PD surveys and Teacher Evaluations Plan. They will hold their first meeting next week. Dr. Piazza works hand in hand with Mrs. Horler to ensure that the language is correct.
- District Data Teams – They are gathering data and breaking it down. Dr. Piazza is working with 1 administrator and 1 representative per school. Their first meeting will be after November.

### C. Business Manager Report

- Object Code Summary FY 23 (**ATTACHMENT #2**) – Mr. Knight gave an overview of the Object Code Summary dated September 22, 2022 that shows an unexpended balance of \$41,126.
- Health Insurance Report (**ATTACHMENT #3**) – Mr. Knight gave an overview of the Health Insurance Report for the month of July.
- Food Service Program Meal Pricing (**ATTACHMENT #4**) – Mr. Knight gave an overview of the purposed Meal Prices.

### D. Director of Buildings and Grounds

- Update re: School Facilities
  - Solar Panels – They are waiting for the final copy of the Power Purchase Agreement before forwarding it to the Board.
  - Field lights at GMS – The contractor is working with Kent and Frost to finalize the plan.

VII. COMMITTEE REPORTS

- A. Policy – Dr. Ackerman noted that the Policy Committee met and worked on the policies on the agenda for a first reading. Dr. Ackerman thanked the high school staff for their efforts in bringing the Eligibility policy to Participate in Interscholastic Athletics together. She noted that the Policy Committee worked very hard on the Naming of a Facility policy.
- B. Curriculum – There was no report.
- C. Finance/Facilities – Mr. Weitlauf noted that the Finance/Facilities Committee met on September 9, 2022 and discussed the need for buses and the cost; began to review the budget timeline; discussed fuel costs; looked at the pricing of food nutrition; received an update on the Solar Panels; had a update on the Field House study and discussed the Food Service Classroom Study.
- D. Communications – There was no report.
- E. Negotiations – Mrs. Shepardson Watson noted that the Negotiations Committee is meeting with the AGSA at 5:30 p.m.
- F. LEARN – Mrs. Volkmann noted that the Regular LEARN meeting was held on September 8, 2022 and they had a presentation by the Assistant Director, Dr. Ryan Donlon who provided an overview of all their school. They showed a video of their Convocation due to having so many staff members and not having a place for them all to come together. She stated that the State is hosting workshop entitled, “Igniting Change” on October 19, 2022 at the Connecticut Convention Center for all professional learning collaborators. The key note speaker will be H. Richard Milner. The Marine Science Magnet School was the only high school presenting at the National Conference on Aquarium Sciences. Mrs. Volkmann stated that LEARN will be doing fingerprinting again this year.
- G. TCC/RTM/BoE Liaison – There was no report.
- H. AGSA/GEA/BoE Liaison – There was no report.
- I. Groton Scholarship – There was no report.
- J. Athletic Fields – There was no report.
- K. Trails – There was no report.
- L. Library Committee – There was no report.
- M. State Council on Education Opportunities for Military Children – Dr. Ackerman stated that the State Council on Education Opportunities for Military Children met and debated whether the National Guard and the Reserves would fall under the Military Combat. There is also debate amongst the National Guard and the Reserves whether they want to be included. The Compact guarantees that all student credits will be accepted as they move to schools and it also addressed extracurricular activities. Dr. Ackerman noted that Towns has ways of obviating what their duty is. Dr. Ackerman noted the impact of Impact Aid and the necessity of parents to sign the Impact Aid form and return it to the school.

VII. ACTION ITEMS

A. Consent Agenda

MOTION: Horgan, Antipas

To approve the Consent Agenda.  
**PASSED - UNANIMOUSLY**

B. Old Business

NONE

C. New Business

1. Discussion and possible action a first reading of policy P 6145.1 Eligibility to Participate in Interscholastic Athletics (**ATTACHMENT #5**)

MOTION: Antipas, Horgan: To approve policy P 6145.1 Eligibility to Participate in Interscholastic Athletics as a first reading.  
**PASSED - UNANIMOUSLY**

2. Discussion and possible action re: a first reading of policy P 7551 Naming of Facility (**ATTACHMENT #6**)

MOTION: Horgan, Volkmann: To approve policy P 7551 Naming of Facility as a first reading.  
**YES – Shepardson Watson, Ackerman, Horgan, Washington, Weitlauf**  
**ABSTAINED – Antipas, Volkmann**  
**PASSED**

3. Discussion and possible action re: a first reading of policy P 6141.51 Enrollment in Advanced Courses or Programs (**ATTACHMENT #7**)

MOTION: Volkmann, Washington: To approve policy P 6141.51 Enrollment in Advanced Courses or Programs as a first reading.  
**YES - Shepardson Watson, Ackerman, Horgan, Volkmann, Washington, Weitlauf**  
**ABSTAINED – Antipas**  
**PASSED**

4. Discussion and possible action re: Food Service Program meal pricing

MOTION: Weitlauf, Ackerman: To approve the proposed meal price increase for elementary schools of \$2.00 for breakfast and \$3.25 for lunch and for secondary schools of \$2.25 for breakfast and \$3.75 for lunch.  
**YES - Shepardson Watson, Ackerman, Antipas Horgan, Weitlauf**  
**NO - Washington**  
**ABSTAINED – Volkmann**  
**PASSED**

5. Discussion and possible action re: recognition of October 2, 2022 as National Custodian Day.

MOTION: Ackerman, Volkmann: To recognize October 2, 2022 as National Custodian Day, and to direct the Superintendent of Schools to send a letter of appreciation to the custodial staff.  
**PASSED – UNANIMOUSLY**

IX. INFORMATION AND PROPOSALS

Letters, communications, and comments by Board members on meeting items and any other items in their jurisdiction.

- Mrs. Washington noted communications regarding buses not picking up kids that were not on the drivers list. This item was referred to the Superintendent.
- Mrs. Volkmann noted:
  - She attended the Groton Education Foundation Fundraiser this past Saturday. It was an Art Function.
  - An article in the Day newspaper regarding NEAs Health/Wellness fair.
- Mr. Weitlauf noted:
  - The passing of Lee White, Former Board Member, and noted her contribution to the community and the Board of Education.
  - The School Lunch Program purposed pricing.
- Dr. Ackerman noted the Martin Luther King Scholarship Dinner on October 20, 2022, at the Mystic Marriott beginning at 6:00 p.m. She noted that the cost is \$70.00.
- Mrs. Shepardson Watson noted:
  - That she has lots of memories about Lee White and that she was an advocate for all things about students.
  - That she has not heard back from the Town regarding a meeting with the Board regarding the fields.
  - That the Town Council would be reviewing the DoDEA grant on Tuesday at 6:30 p.m. and encouraged as members of the Board that could make it to attend.

X. ADVANCE PLANNING

A. Future Meeting Dates and Calendar Items for Board Attention

As noted in the agenda.

Mrs. Shepardson Watson noted that there will be a Board Retreat at the Mystic Marriott.

B. Suggested Agenda Items

NONE

XI. ADJOURNMENT

MOTION: Ackerman, Weitlauf:

To adjourn at 8:25 p.m.

**PASSED UNANIMOUSLY**

# Smarter Balanced Assessment Results

SY 2021 - 2022

## Assessment Definitions

### **Smarter Balanced “SBAC” Math:**

Summative mathematics assessment that replaced CMT/CAPT. Administered in grades 3-8.

### **Smarter Balanced “SBAC” ELA:**

Summative english/language arts assessment that replaced CMT/CAPT. Administered in grades 3-8.



## Connecticut Metrics

**Performance Index:** All tests across all grade levels are converted to a common scale. This measure is used by CSDE to show overall achievement in the district.

**Student Growth:** This indicator looks at the growth of students year over year. The percentage displayed is the percentage of the growth target that student's met.

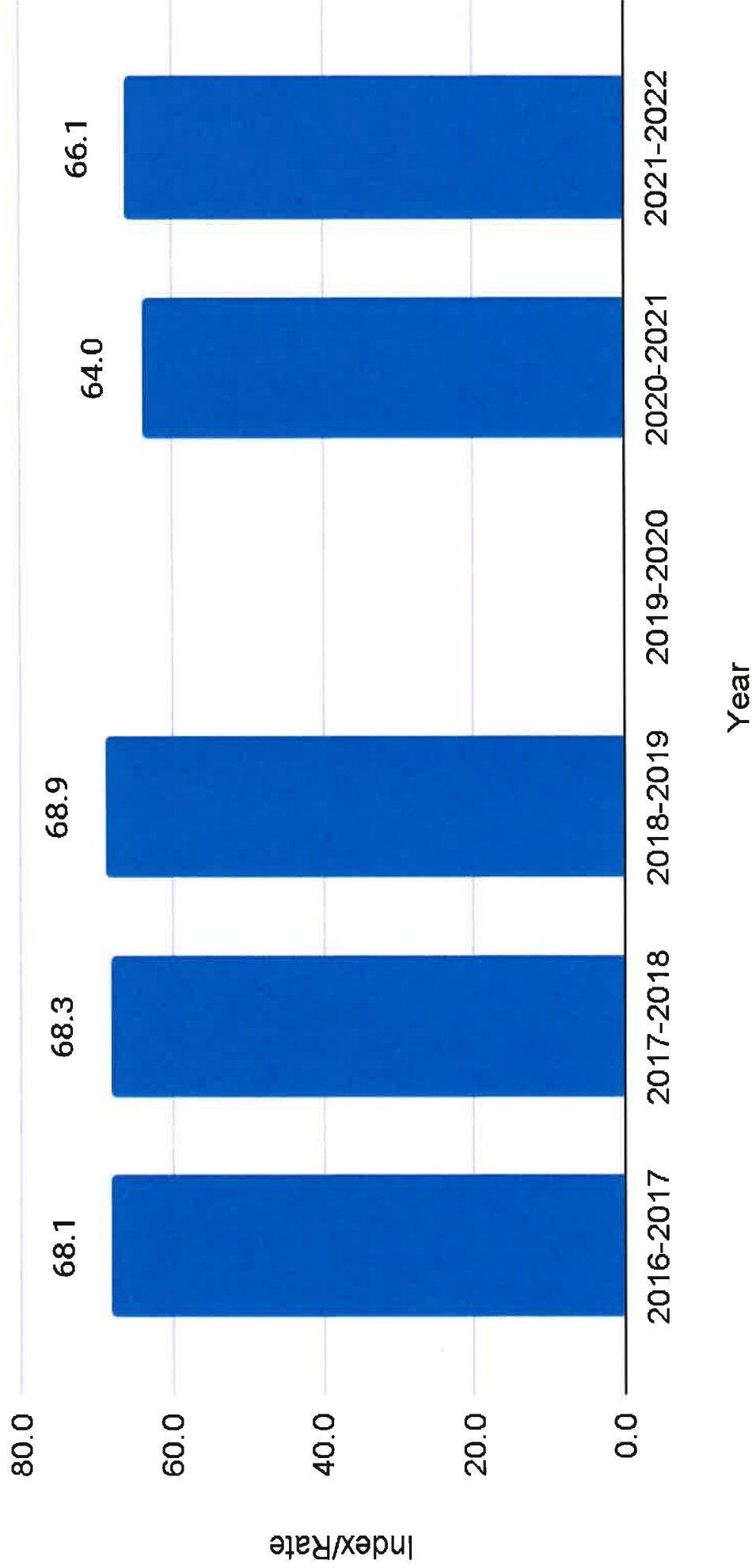
# Performance Index

- ✓ The Performance Index is the average performance of students in a subject area (i.e., ELA, Mathematics or Science) on the state summative assessments.
- ✓ The Performance Index ranges from 0-100 and is reported for all students and for students in each individual student group.
- ✓ Connecticut's ultimate target for a Performance Index is 75.

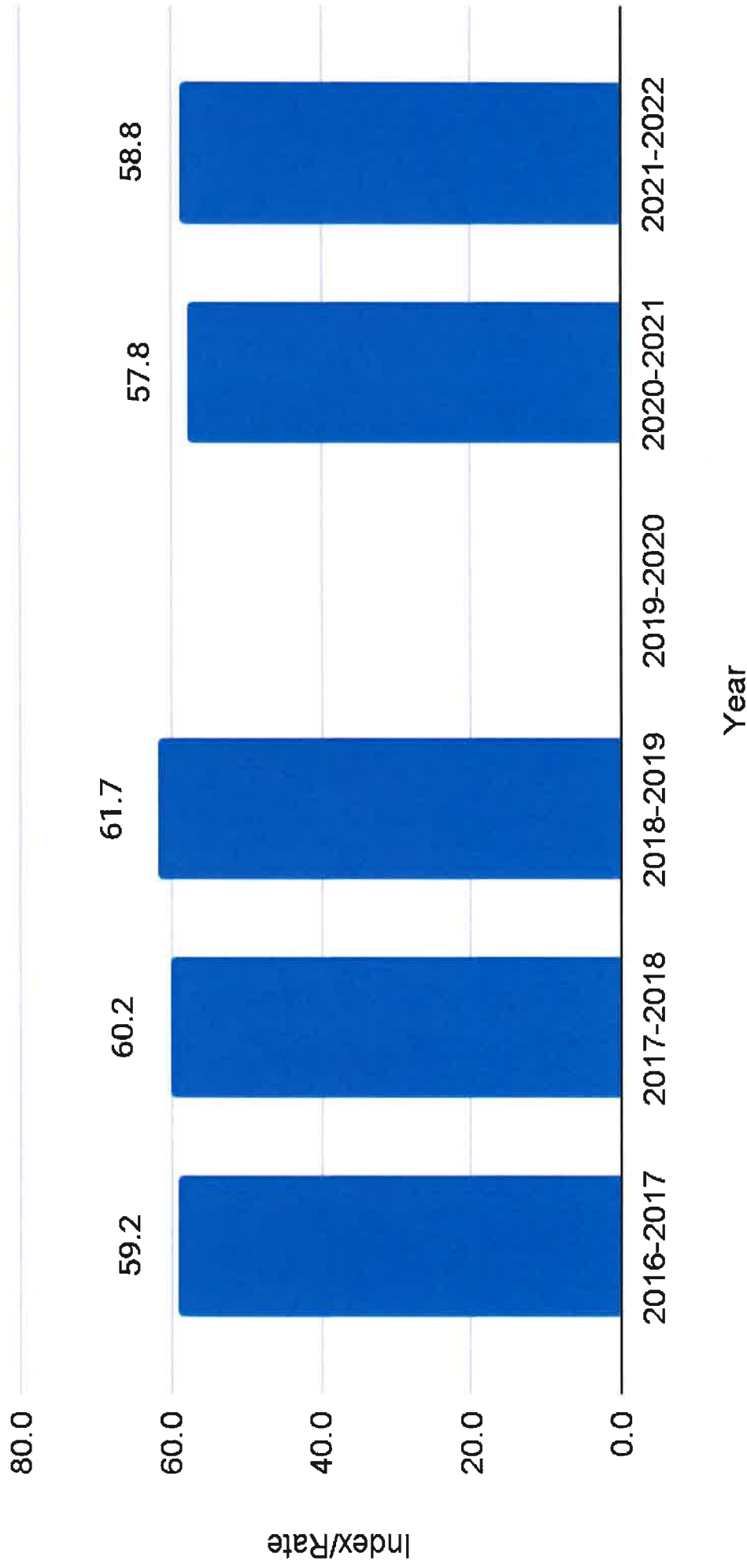
# State of CT Performance Index, Trend

District	2017-18				2018-19				2021-22			
	ELA Performance Index	Math Performance Index	Science Performance Index	ELA Performance Index	Math Performance Index	Science Performance Index	ELA Performance Index	Math Performance Index	Science Performance Index	ELA Performance Index	Math Performance Index	Science Performance Index
State of Connecticut	67.6	62.7	N/A	67.7	63.1	63.8	64.2	58.6	61.4			

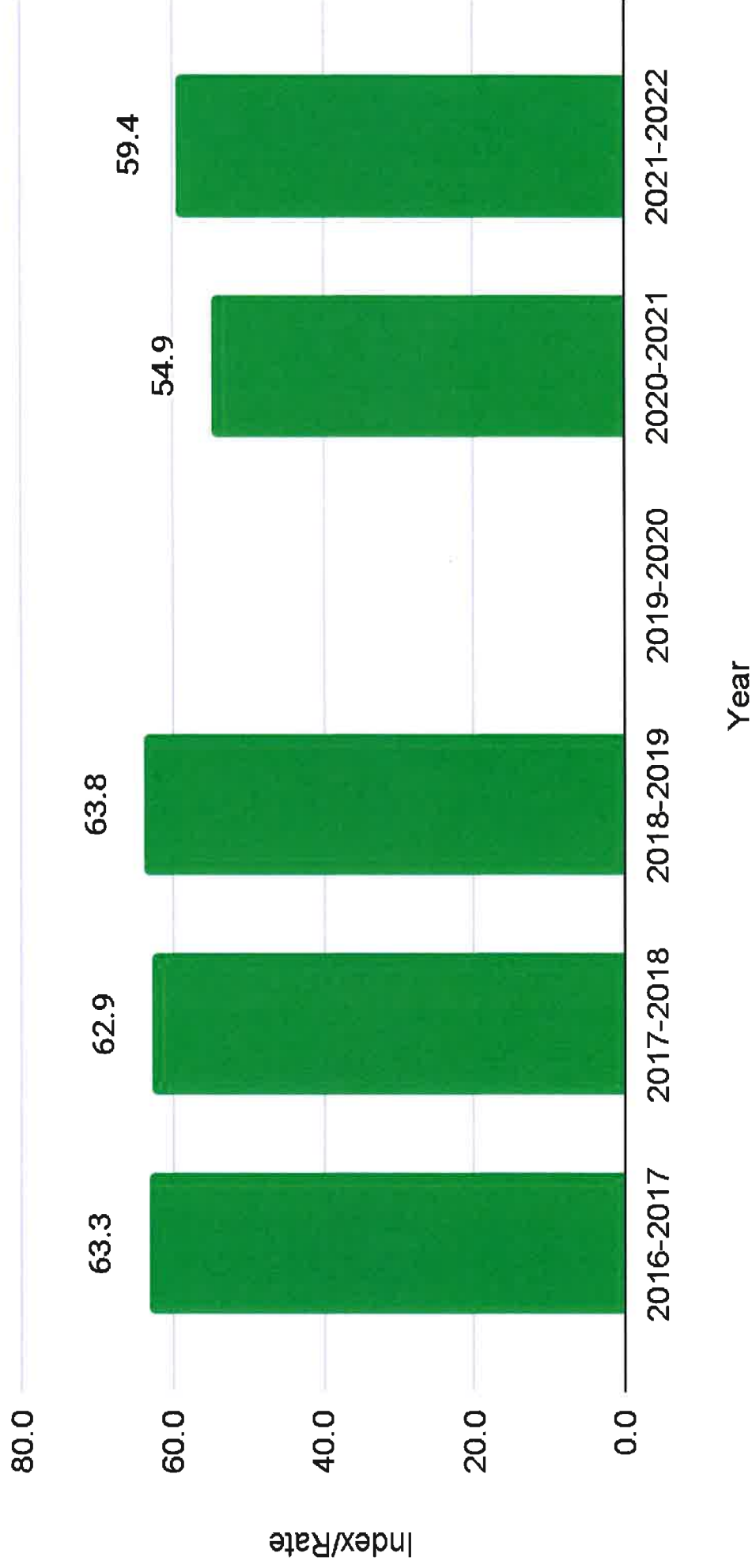
# SBAC ELA Performance Index - All Students



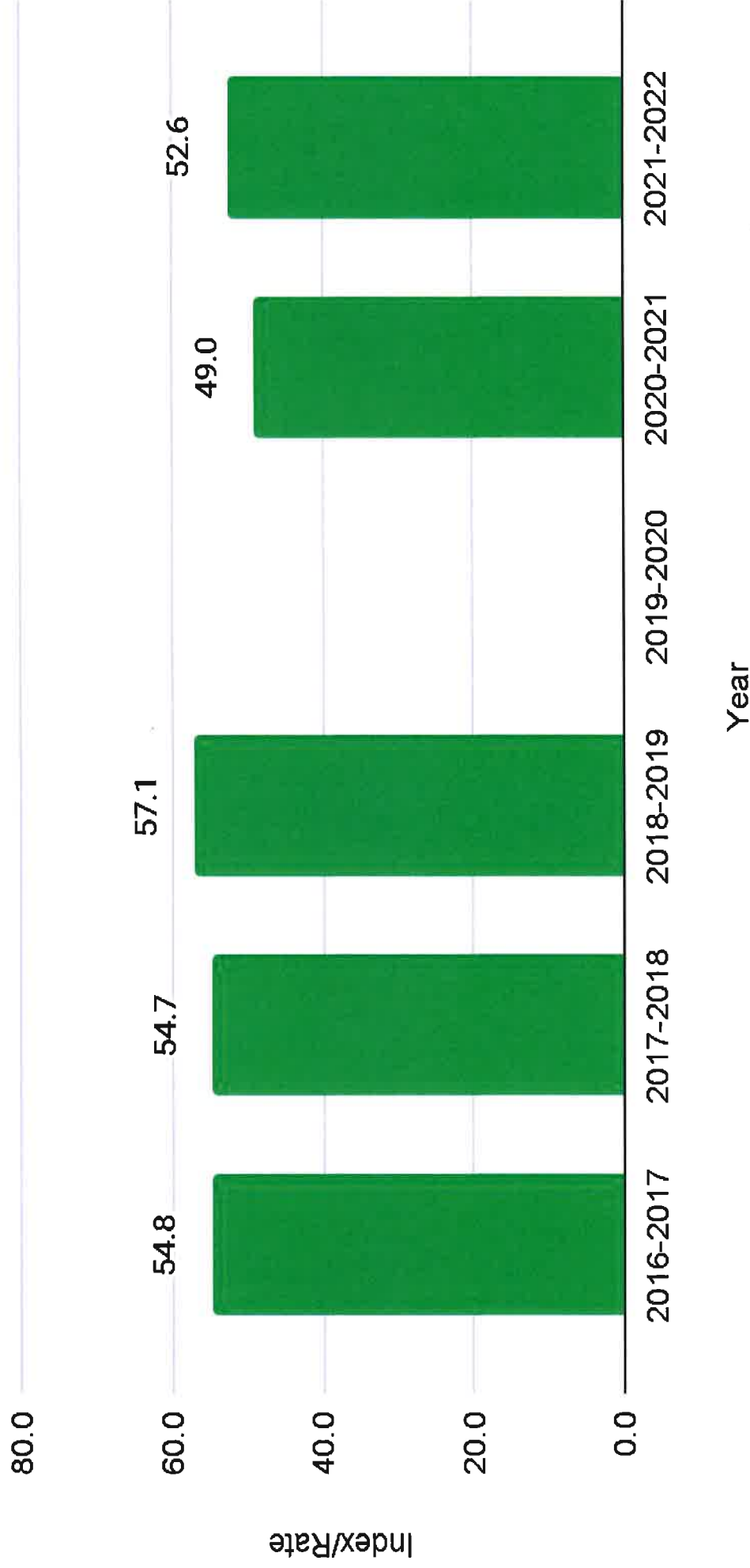
# SBAC ELA Performance Index - "High Needs" Students



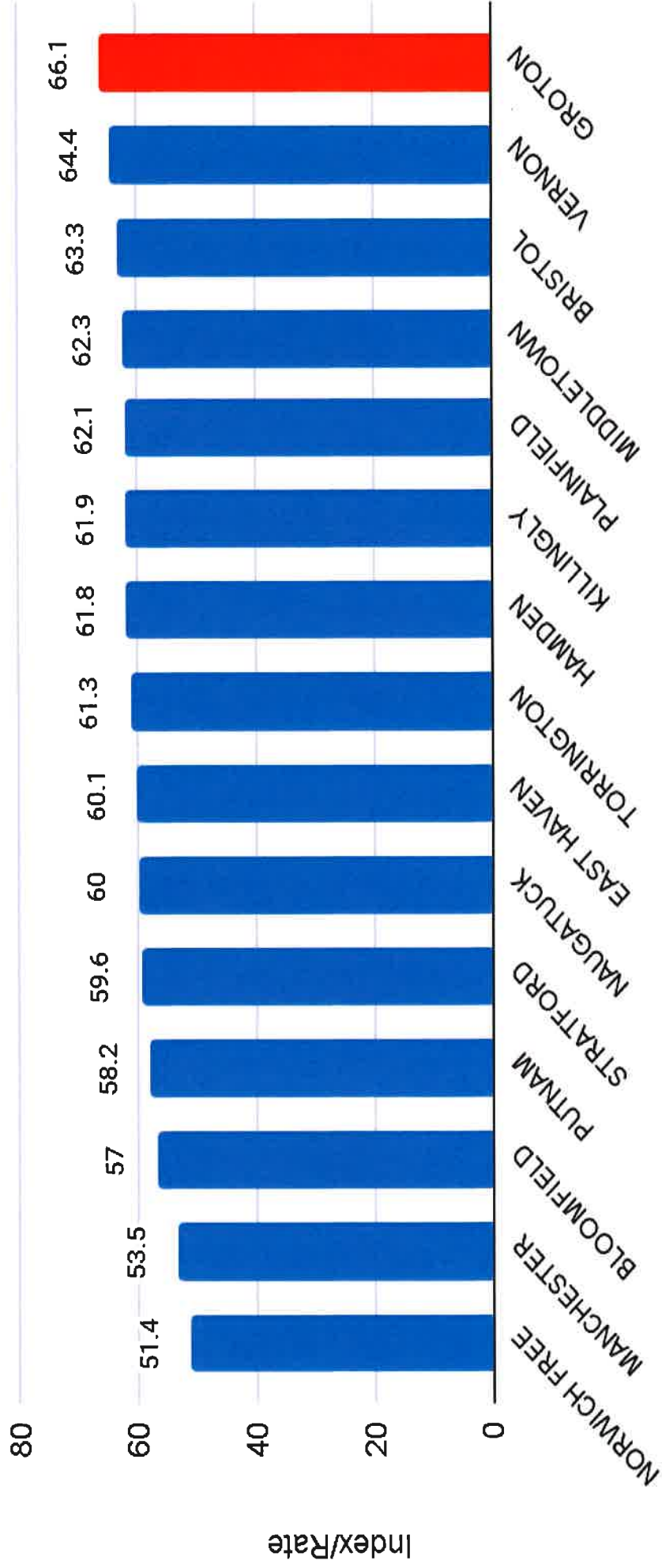
# Math Performance Index - All Students



# Math Performance Index - "High Needs" Students

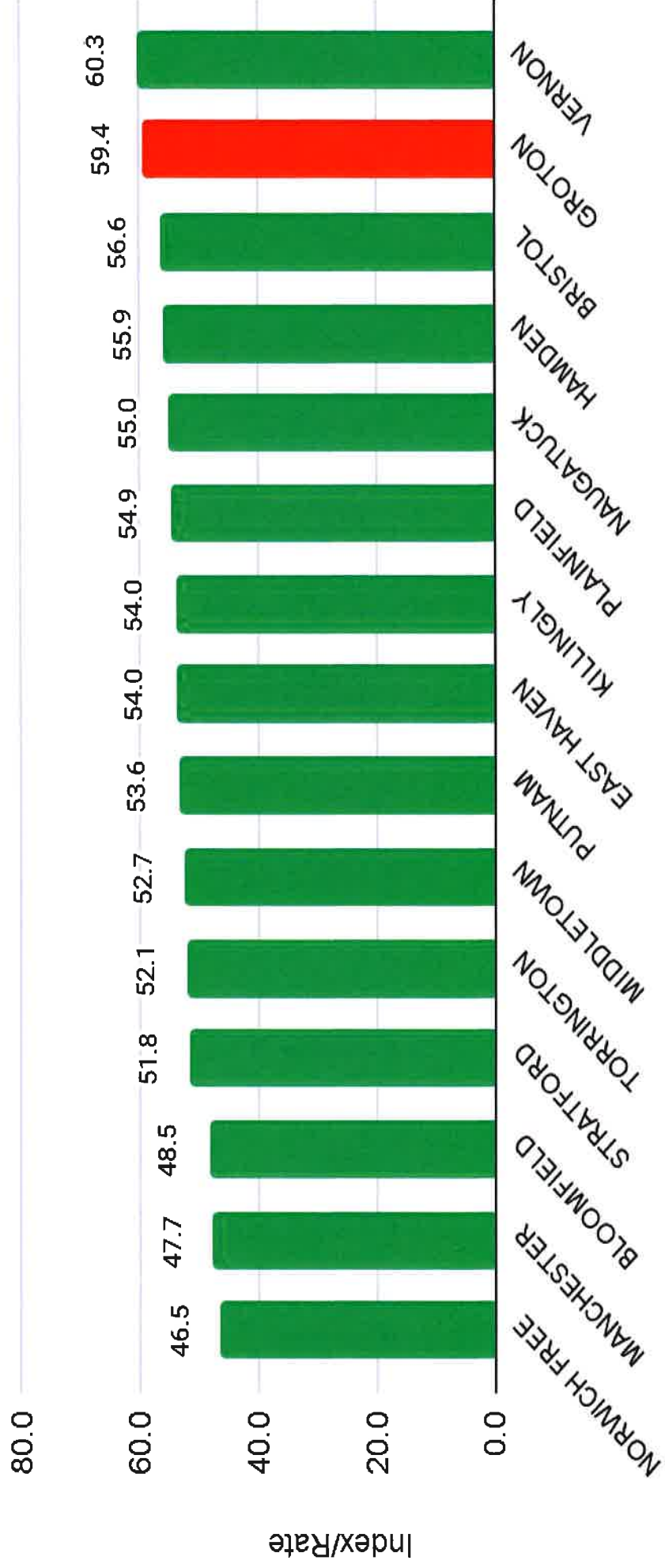


# SBAC ELA Performance Index by DRG "Group G"



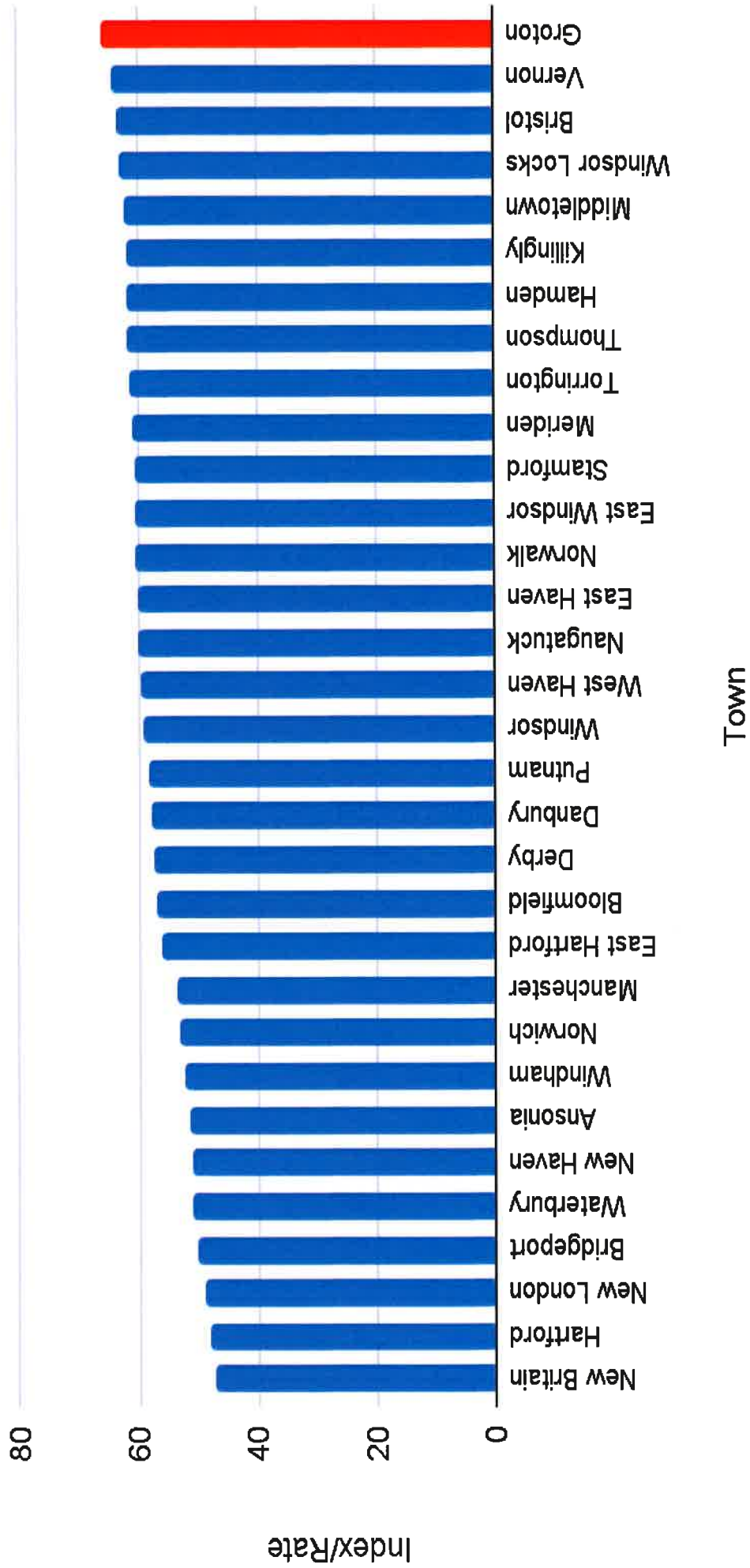
TOWN/SCHOOL

# SBAC Math Performance Index by DRG "Group G"

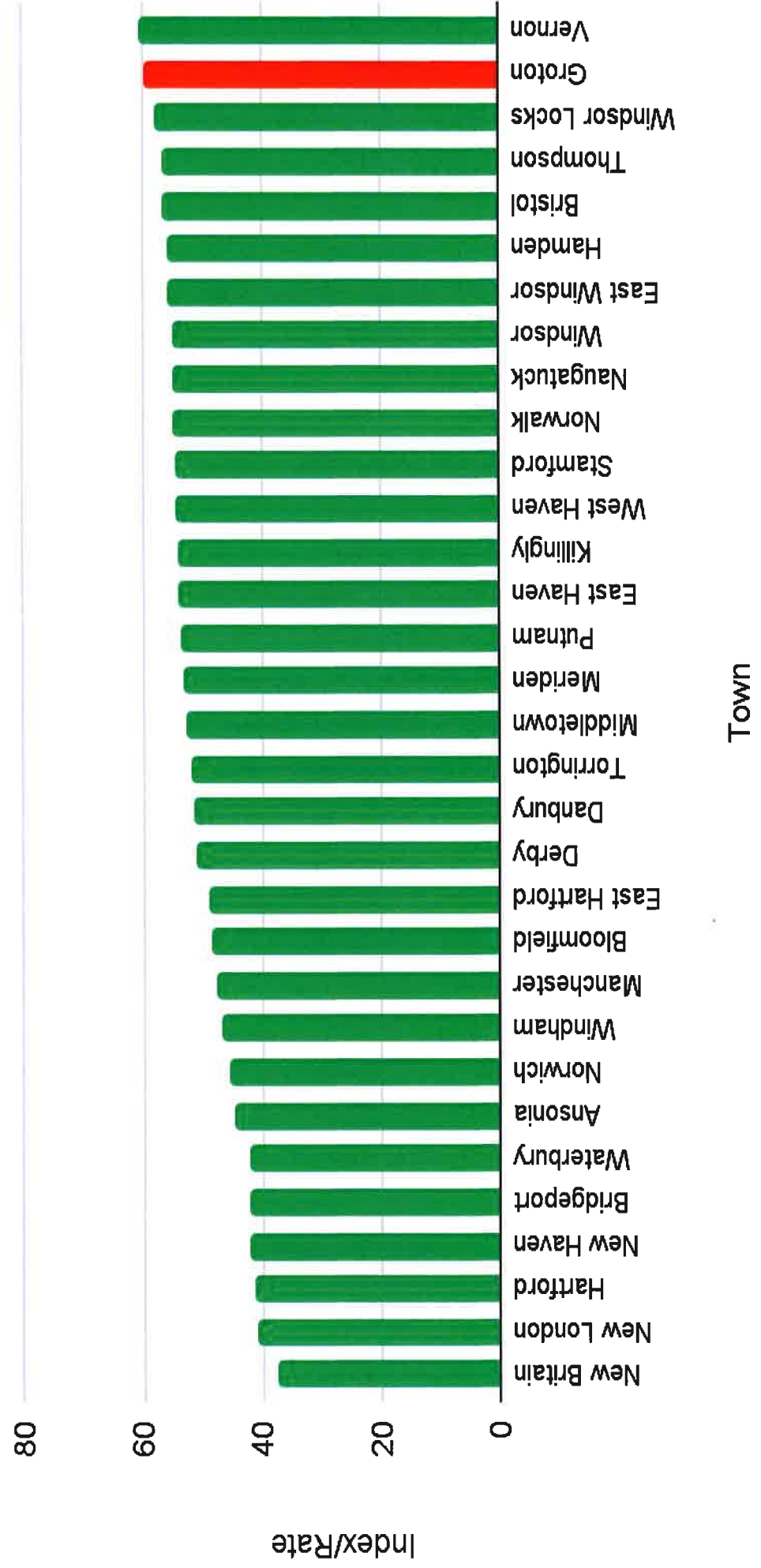


TOWN/SCHOOL

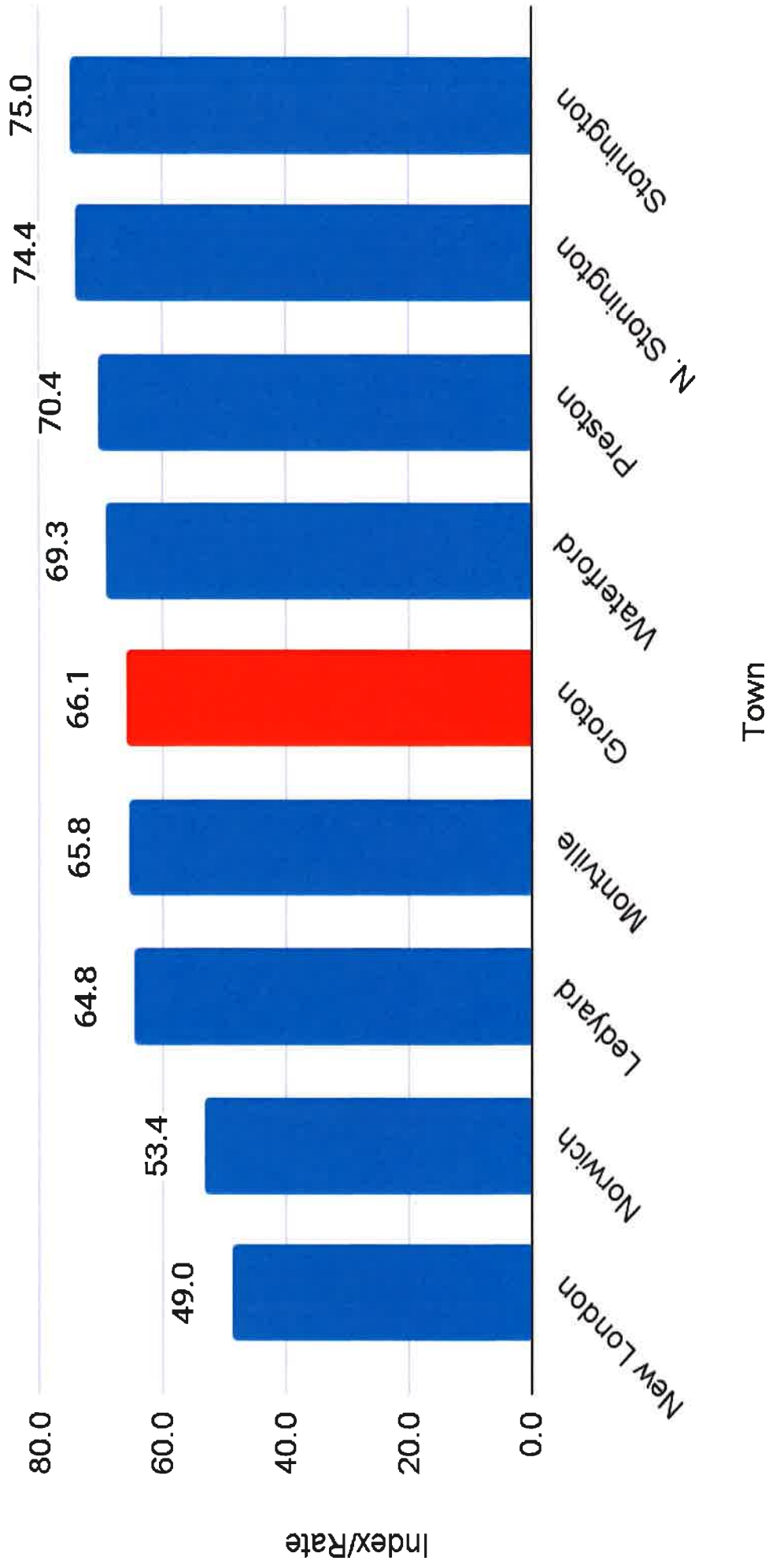
# SBAC ELA Performance Index by Alliance Districts



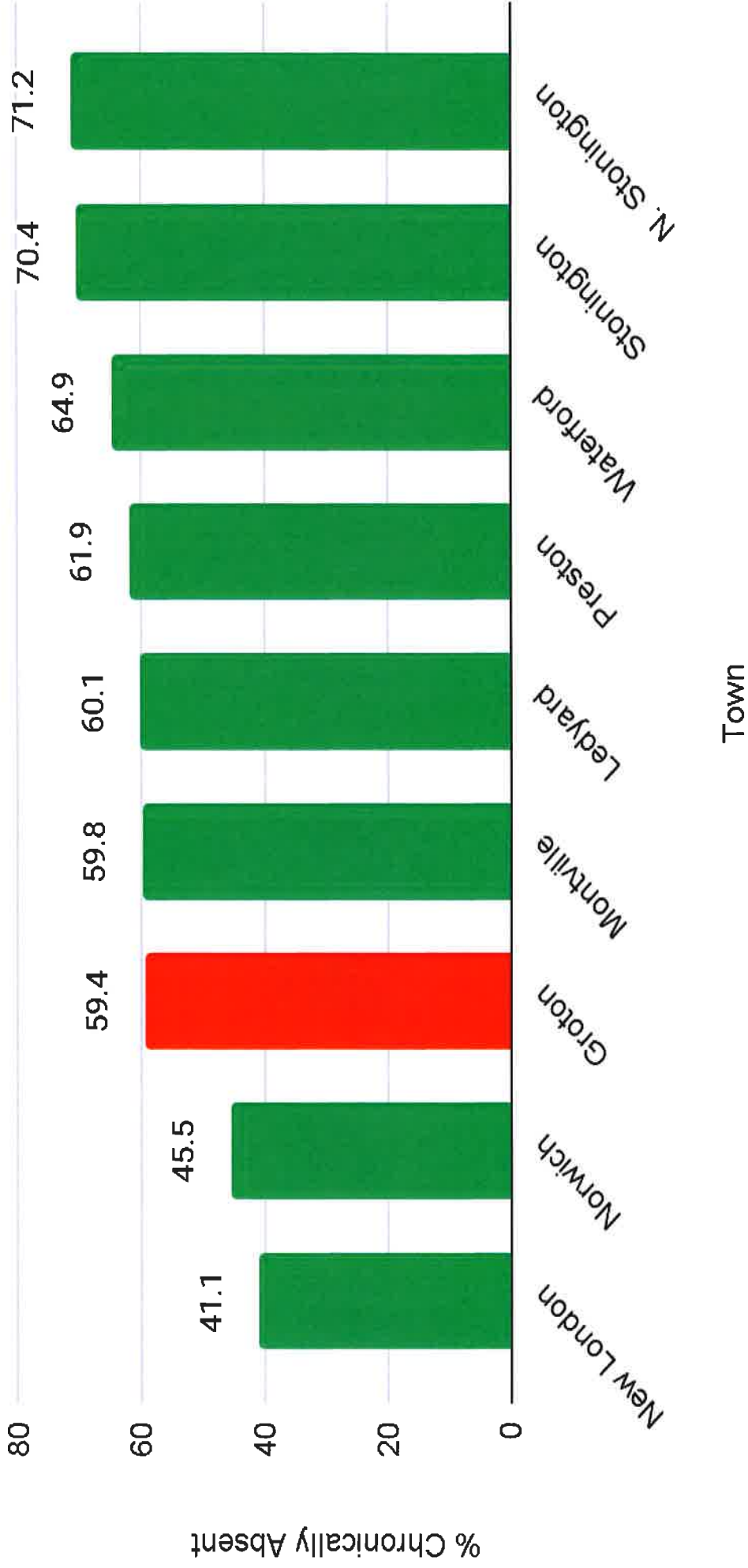
# SBAC Math Performance Index by Alliance Districts



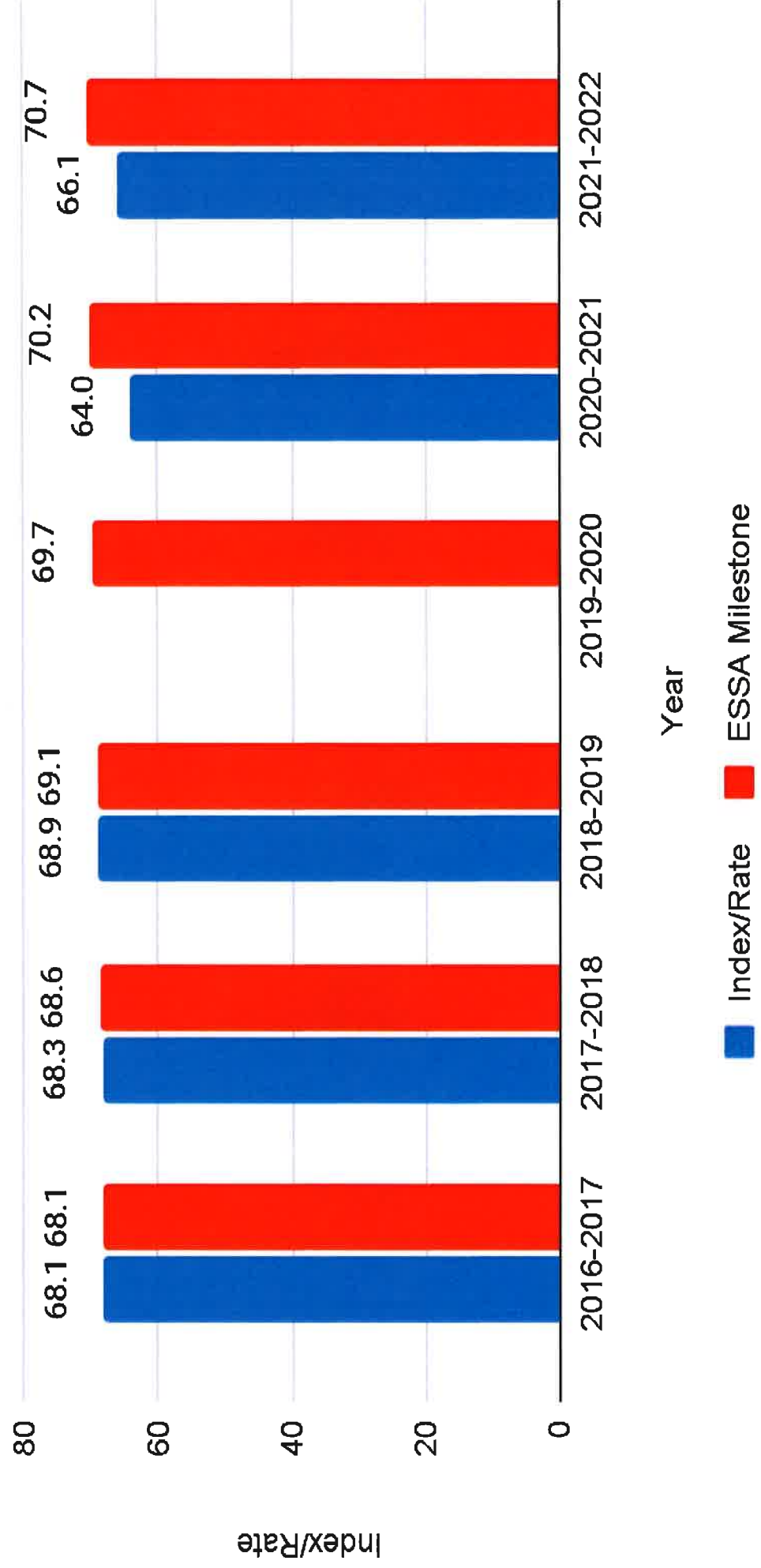
# SBAC ELA Performance Index by Region



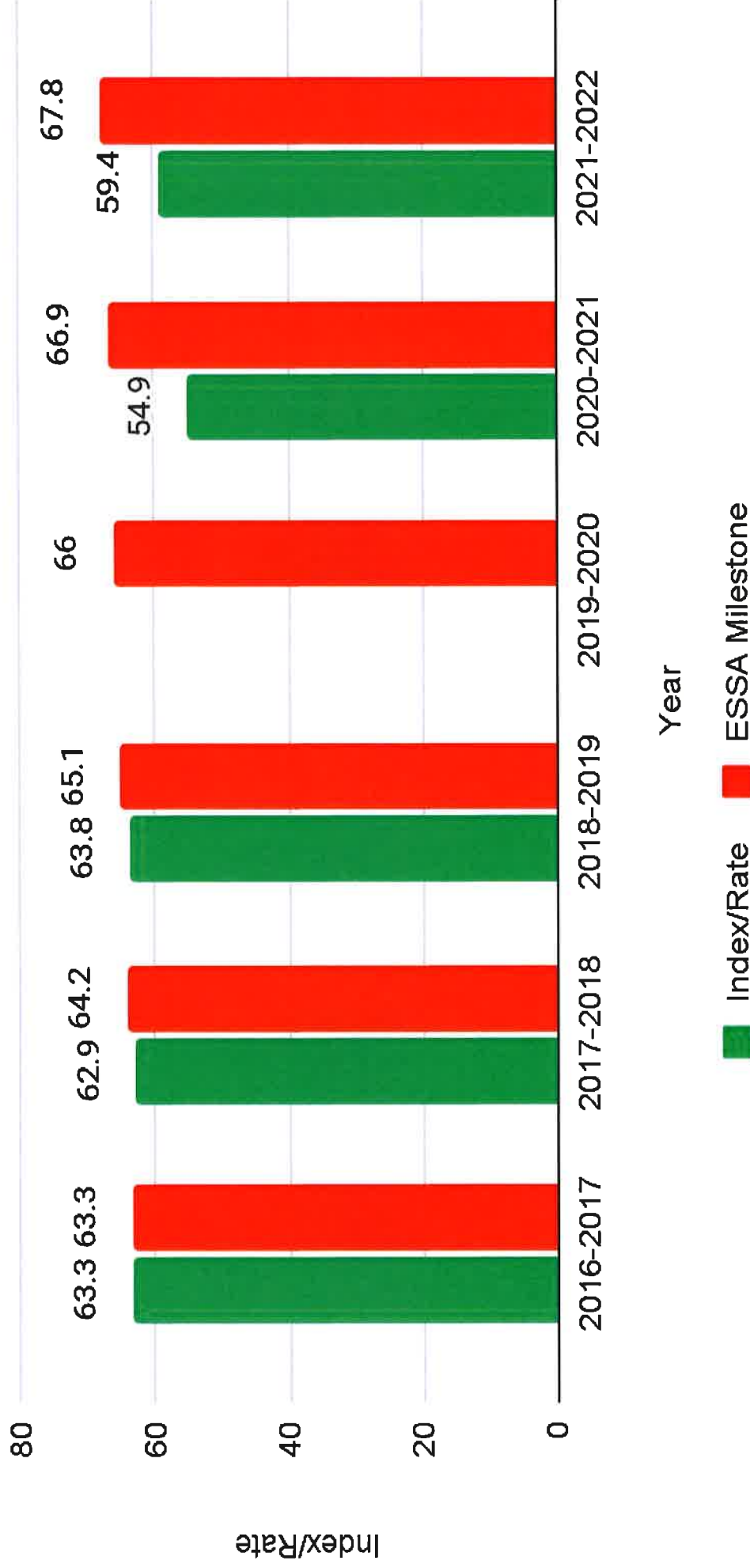
# SBAC Math Performance Index by Region



# SBAC ELA Performance Index - All Students



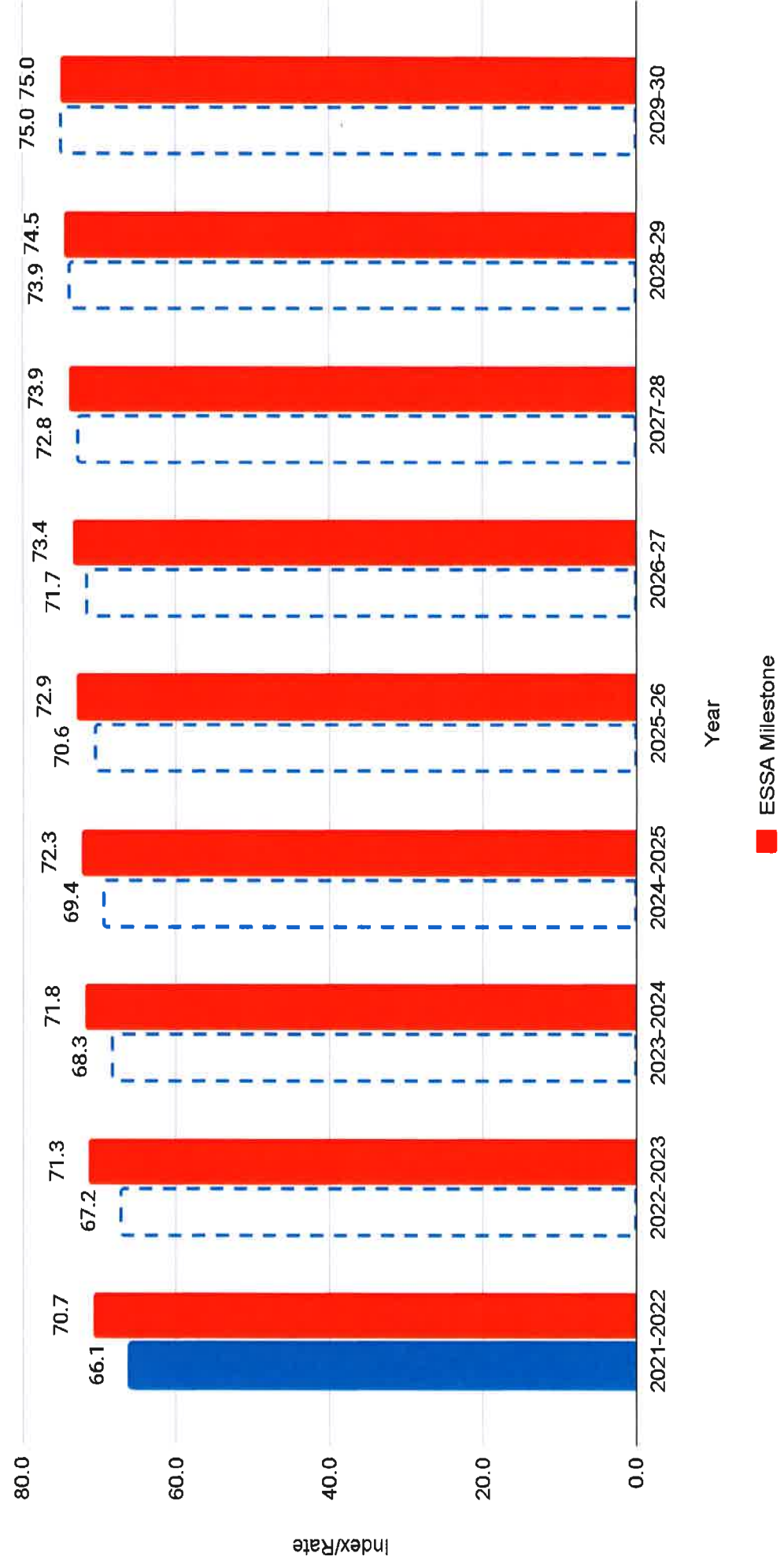
# Math Performance Index - All Students



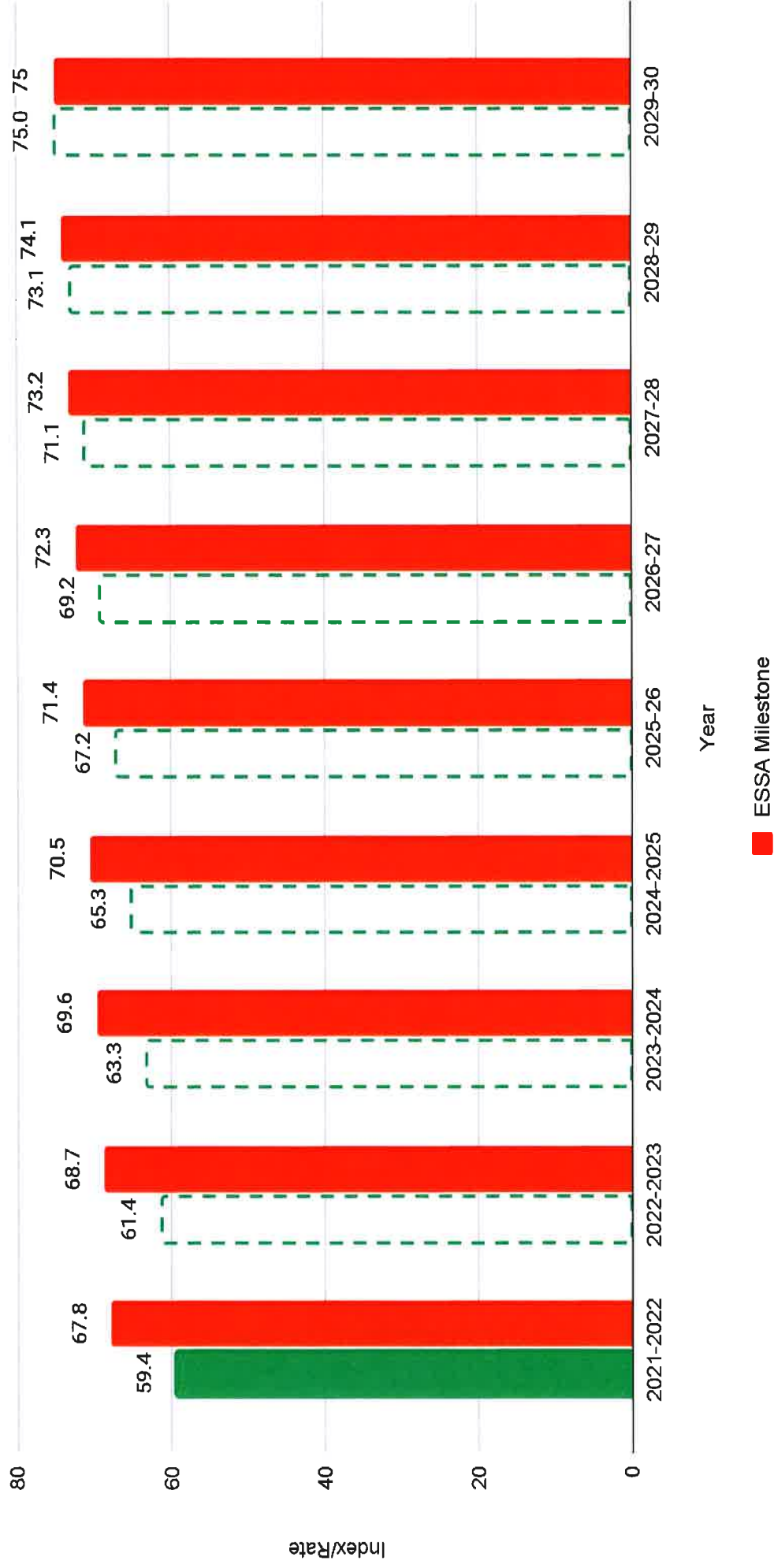
# Forecasting Future Performance Index

The goal for Connecticut State Department of Education is that by the end of 2030, every district will have a performance index score of 75 in each indicator.

# Forecast ELA Performance Index - All Students



# Forecast Math Performance Index - All Students



Groton Public Schools

Date prep:		FY23 Budget Summary Review							
9/22/22 4:04 PM									
Account	Object #s	FY23 Budget 2022-2023	Expenditures	Encumbered	FY23 Actual Total	Remaining Balance	%	FY23 Estimate 09/21/2022	Favorable/ (Unfavorable) to Budget
<b>Salaries</b>									
1	Administrators 105-109	5,052,518	1,185,098	3,781,835	4,966,934	85,584	1.7%	5,052,518	0
2	Teachers 101-104, 123-127, 151-152	35,367,250	2,745,320	32,030,916	34,776,236	591,014	1.7%	35,270,901	96,349
3	Non-Cert Aides 110-111, 130-131, 136, 139	4,284,903	260,143	37,662	297,805	3,987,098	93.0%	4,264,681	20,222
4	Substitute - Cert & Non-Cert 120-121	1,007,080	81,553	0	81,553	925,527	91.9%	1,007,080	0
5	Clerical 112-114, 132-134, 144	1,971,277	396,644	0	396,644	1,574,633	79.9%	1,971,277	0
6	Custodial/Maintenance/Techs 117-118, 129, 137-138, 147-148	3,610,973	723,900	240,548	964,448	2,646,525	73.3%	3,610,973	0
7	Campus Security/Supervision 128	152,540	27,507	0	27,507	125,033	82.0%	152,540	0
8	<b>Total Salaries 100</b>	<b>51,446,541</b>	<b>5,420,164</b>	<b>36,090,962</b>	<b>41,511,126</b>	<b>9,935,415</b>	<b>19.3%</b>	<b>51,329,970</b>	<b>116,571</b>
<b>Benefits</b>									
9	Health Insurance 201-202	7,281,438	1,007,568	0	1,007,568	6,273,870	86.2%	7,281,438	0
10	Workers Comp & Town Pension 211,213	962,425	0	0	0	962,425	100.0%	962,425	0
11	Social Security & Medicare 212,214	1,511,750	272,949	0	272,949	1,238,801	81.9%	1,507,457	4,293
12	Other Benefits 222-227	283,493	260,797	0	260,797	22,696	8.0%	329,077	(45,584)
13	<b>Total Benefits 200</b>	<b>10,039,106</b>	<b>1,541,314</b>	<b>0</b>	<b>1,541,314</b>	<b>8,497,792</b>	<b>84.6%</b>	<b>10,080,398</b>	<b>(41,292)</b>
<b>Purchased Services</b>									
14	Instructional Services 321-324	184,475	24,763	14,298	39,061	145,414	78.8%	177,915	6,560
15	Professional Services 331	251,614	178,527	22,329	200,856	50,758	20.2%	250,864	750
16	Other Prof Services 332	571,885	24,748	4,080	28,828	543,057	95.0%	571,885	0
17	OT & PT Services 333	678,058	1,051	67	1,118	676,940	99.8%	678,058	0
18	Legal 334	71,054	4,544	0	4,544	66,510	93.6%	71,054	0
19	Athletic Officials & Other Athletic Serv 341-342	77,290	24,463	0	24,463	52,827	68.3%	77,290	0
20	Computer Network Services 343	164,483	49,031	73,093	122,125	42,358	25.8%	164,483	0
21	<b>Total Purchased Services 300</b>	<b>1,998,859</b>	<b>307,128</b>	<b>113,867</b>	<b>420,995</b>	<b>1,577,864</b>	<b>78.9%</b>	<b>1,991,549</b>	<b>7,310</b>
<b>Property Services</b>									
22	Water & Sewer 410-411	100,799	18,090	0	18,090	82,709	82.1%	100,799	0
23	Trash & Snow Removal 421-422	137,466	14,260	72,198	86,458	51,008	37.1%	137,466	0
24	Repair/Maintenance 430-435, 490-491, 499	481,216	103,922	101,789	205,711	275,505	57.3%	472,030	9,186
25	Rental 441	123,899	20,698	70,080	90,777	33,122	26.7%	123,899	0
26	<b>Total Property Services 400</b>	<b>843,380</b>	<b>166,971</b>	<b>244,066</b>	<b>401,037</b>	<b>442,343</b>	<b>52.4%</b>	<b>834,194</b>	<b>9,186</b>
<b>Transportation, Insurance, Communications, Tuition</b>									
27	Transportation: Schools 510-513	5,360,342	217,425	0	217,425	5,142,917	95.9%	5,486,984	(126,642)
28	Transportation: Student Activities 597-598	175,419	4,578	24,701	29,279	146,140	83.3%	162,581	12,839
29	Transportation: Staff 590-594	141,686	7,987	0	7,987	133,699	94.4%	127,100	14,586
30	Insurance 522,525	417,628	403,354	0	403,354	14,274	3.4%	416,866	762
31	Communications 530-552	142,592	57,478	1,447	58,925	83,667	58.7%	137,180	5,413
32	Tuition: Special Education 561-563, 568	4,319,633	119,850	56,975	176,825	4,142,808	95.9%	4,160,761	158,872
33	Tuition: Other 564-567	1,197,359	207,000	0	207,000	990,359	82.7%	1,194,254	3,105
34	<b>Total Trans, Ins, Comm, Tuition 500</b>	<b>11,754,659</b>	<b>1,017,671</b>	<b>83,123</b>	<b>1,100,794</b>	<b>10,653,865</b>	<b>90.6%</b>	<b>11,685,724</b>	<b>68,935</b>
<b>Supplies</b>									
35	Instructional Supplies 601-609, 613-619, 622-623, 628	499,046	43,345	64,077	107,421	391,625	78.5%	422,035	77,011
36	Computer Supplies 610-612	254,072	502,899	174,224	677,123	(423,051)	(166.5%)	244,700	9,372
37	Electricity & Heating 631-633	1,467,021	287,399	22,392	309,791	1,157,230	78.9%	1,593,866	(126,845)
38	Transportation Supplies 634,656	180,486	10,634	4,420	15,054	165,432	91.7%	302,141	(121,655)
39	Textbooks & Library Books 640-642, 645, 647	83,311	8,054	28,167	36,221	47,090	56.5%	71,214	12,097
40	Facility/Maintenance Supplies 650, 652-655, 657, 659	300,884	82,769	17,148	99,917	200,967	66.8%	300,309	575
41	Other Supplies (staff dev, PPE, etc) 621, 624-627, 690	86,910	12,062	16,228	28,290	60,620	68.2%	83,142	5,768
42	<b>Total Supplies 600</b>	<b>2,873,730</b>	<b>947,163</b>	<b>326,654</b>	<b>1,273,817</b>	<b>1,599,913</b>	<b>55.7%</b>	<b>3,017,408</b>	<b>(143,678)</b>
<b>Equipment</b>									
43	Instructional Equipment 730, 735	98,400	41,656	8,572	50,228	48,172	49.0%	84,764	13,636
44	Non-Instructional Equip 731, 736	10,000	3,799	5,397	9,196	804	8.0%	10,000	0
45	<b>Total Equipment 700</b>	<b>108,400</b>	<b>45,455</b>	<b>13,970</b>	<b>59,425</b>	<b>48,976</b>	<b>45.2%</b>	<b>94,764</b>	<b>13,636</b>
46	<b>Total Dues &amp; Fees 800</b>	<b>92,596</b>	<b>64,296</b>	<b>775</b>	<b>65,071</b>	<b>27,525</b>	<b>29.7%</b>	<b>82,138</b>	<b>10,459</b>
47	<b>GRAND TOTAL</b>	<b>79,157,271</b>	<b>9,500,162</b>	<b>36,873,417</b>	<b>46,373,579</b>	<b>32,783,892</b>	<b>41.4%</b>	<b>79,116,145</b>	<b>41,126</b>

**Groton Public Schools**

Date prep:		FY23 Budget Summary Review								
9/22/22 4:04 PM										
Account	Object #s	FY23 Budget 2022-2023	Expenditures	Encumbered	FY23 Actual Total	Remainng Balance	%	FY23 Estimate 09/21/2022	Favorable/ (Unfavorable) to Budget	
<b>Salaries</b>										
<b>Administrators</b>										
48	Administrators	105	1,201,101	315,993	947,607	1,263,600	(62,499)	(5.2%)	1,201,101	-
49	Principals	106	1,150,292	266,681	882,556	1,149,237	1,055	0.1%	1,150,292	-
50	Asst. Principals/Sp.Ed. Supv	107	2,385,181	522,452	1,708,160	2,230,612	154,569	6.5%	2,385,181	-
51	6-12 Curriculum Coordinators	108	174,798	40,482	134,938	175,420	(622)	(0.4%)	174,798	-
52	Athletic Director	109	141,146	39,491	108,574	148,065	(6,919)	(4.9%)	141,146	-
53			5,052,518	1,185,098	3,781,835	4,966,934	85,584	1.7%	5,052,518	0
<b>Teachers</b>										
54	Classroom Teachers	101 & 151	25,154,553	1,600,646	23,243,158	24,843,804	310,749	1.2%	25,071,232	83,321
55	Sp.Ed Certified	102	7,830,521	887,154	7,114,485	8,001,639	(171,118)	(2.2%)	7,820,291	10,230
56	Media Specialist	103	690,181	82,548	639,713	722,261	(32,080)	(4.6%)	690,181	-
57	Guldance	104	1,175,535	127,249	1,033,561	1,160,809	14,726	1.3%	1,175,535	-
58	Adult Ed	124	42,230	754	0	754	41,476	98.2%	42,230	-
59	Coach Stipends	126	356,416	(2,550)	0	(2,550)	358,966	100.7%	353,866	2,550
60	Other Student Activities	127	117,814	1,000	0	1,000	116,814	99.2%	117,566	248
61			35,367,250	2,745,320	32,030,916	34,776,236	591,014	1.7%	35,270,901	96,349
<b>Non-Cert Aides/Tutors</b>										
62	Reg.Ed Aides - Kindergarten	110 & 130	456,375	17,945	0	17,945	438,430	96.1%	456,375	-
63	Sp.Ed Aides - Para I & Para II	111 & 131	2,906,920	93,936	0	93,936	2,812,984	96.8%	2,886,698	20,222
64	Tutors	125 & 152	432,500	76,334	0	76,334	356,166	82.4%	432,500	-
65	School Bus Aides	136	429,588	48,946	0	48,946	380,642	88.6%	429,588	-
66	Other Non-Certified Personnel	139 & 119	59,520	22,983	37,662	60,645	(1,125)	(1.9%)	59,520	-
67			4,284,903	260,143	37,662	297,805	3,987,098	93.0%	4,264,661	20,222
<b>Substitute</b>										
68	Substitute Sp.Ed Certified	121	85,588	0	0	0	85,588	100.0%	82,272	3,316
69	Substitute Reg.Ed Certified	120	921,492	81,553	0	81,553	839,939	91.1%	924,808	(3,316)
70			1,007,080	81,553	0	81,553	925,527	91.8%	1,007,080	(0)
<b>Clerical</b>										
71	Clerical	112 113 114 132 133 134 143 144	1,971,277	396,644	0	396,644	1,574,633	79.9%	1,971,277	0
<b>Custodial/Maintenance/Techs</b>										
72	Custodial	117 & 137	1,924,943	375,705	58,775	434,479	1,490,464	77.4%	1,924,943	-
73	Maintenance	118 & 138	857,425	191,081	59,451	250,531	606,894	70.8%	857,425	-
74	Custodial/Maintenance Overtime	147 & 148	108,500	10,346	0	10,346	98,154	90.5%	108,500	-
75	Technicians	129 & 149	720,105	146,769	122,323	269,092	451,013	62.6%	720,105	-
76			3,610,973	723,900	240,548	964,448	2,646,525	73.3%	3,610,973	0
<b>Security</b>										
77	Security/Supervision	128	152,540	27,507	0	27,507	125,033	82.0%	152,540	-
78	<b>Total Salaries</b>		<b>51,446,541</b>	<b>5,420,164</b>	<b>36,090,962</b>	<b>41,511,126</b>	<b>9,935,415</b>	<b>19.3%</b>	<b>51,329,970</b>	<b>116,571</b>
<b>Benefits</b>										
<b>Health Insurance</b>										
79	Group Ins. Prof	201	5,827,342	839,507	0	839,507	4,987,835	85.6%	5,827,342	-
80	Group Ins. Other	202	1,454,096	168,061	0	168,061	1,286,035	88.4%	1,454,096	-
81			7,281,438	1,007,568	0	1,007,568	6,273,870	86.2%	7,281,438	0
<b>Workers Comp &amp; Town Pension</b>										
82	Worker's Compensation	211	405,825	0	0	0	405,825	100.0%	405,825	-
83	Town Pension	213	556,600	0	0	0	556,600	100.0%	556,600	-
84			962,425	0	0	0	962,425	100.0%	962,425	0
<b>Social Security &amp; Medicare</b>										
85	Social Security	212	765,776	118,761	0	118,761	647,015	84.5%	763,117	2,659
86	Medicare	214	745,974	154,189	0	154,189	591,785	79.3%	744,341	1,633
87			1,511,750	272,949	0	272,949	1,238,801	81.9%	1,507,457	4,293
<b>Other Employee Benefits</b>										
88	Retirement Awards	222	135,993	192,788	0	192,788	(56,795)	(41.8%)	192,788	(56,795)
89	Unemployment	223	40,000	0	0	0	40,000	100.0%	28,789	11,211
90	Tuition Reimb Certified	224	106,000	68,009	0	68,009	37,991	35.8%	106,000	-
92	Mentor Stipend	227	1,500	0	0	0	1,500	100.0%	1,500	-
93			283,493	260,797	0	260,797	22,696	8.0%	329,077	(45,584)
94	<b>Total Benefits</b>		<b>10,039,106</b>	<b>1,541,314</b>	<b>0</b>	<b>1,541,314</b>	<b>8,497,792</b>	<b>84.6%</b>	<b>10,080,398</b>	<b>(41,292)</b>

**Groton Public Schools**

Date prep: 9/22/22 4:04 PM FY23 Budget Summary Review

Account	Object #s	FY23 Budget 2022-2023	Expenditures	Encumbered	FY23 Actual Total	Remaining Balance	%	FY23 Estimate 09/21/2022	Favorable/ (Unfavorable) to Budget
<b>Purchased Services</b>									
<b>Instructional Services</b>									
95	Instructional Services 321 & 323	123,075	21,012	2,520	23,532	99,544	80.9%	120,140	2,935
96	Instruct Improvement Services 322 & 324	61,400	3,752	11,778	15,530	45,870	74.7%	57,775	3,625
97		184,475	24,763	14,298	39,061	145,414	78.8%	177,915	6,560
<b>Professional Services</b>									
98	Professional Services 331	251,614	178,527	22,329	200,856	50,758	20.2%	250,864	750
99	Other Professional Services 332	571,885	24,748	4,080	28,828	543,057	95.0%	571,885	-
100	OT & PT Services 333	678,058	1,051	67	1,118	676,940	99.8%	678,058	-
101	Legal Services 334	71,054	4,544	0	4,544	66,510	93.6%	71,054	-
102		1,572,611	208,870	26,476	235,346	1,337,265	85.0%	1,571,861	750
<b>Athletic Officials &amp; Other Athletic Services</b>									
103	Athletic Officials 341	61,550	21,823	0	21,823	39,727	64.5%	61,550	-
104	Other Athletic Services 342	15,740	2,640	0	2,640	13,100	83.2%	15,740	-
105		77,290	24,463	0	24,463	52,827	68.3%	77,290	0
<b>Computer Network Services</b>									
106	Computer Network Services 343	164,483	49,031	73,093	122,125	42,358	25.8%	164,483	-
107	<b>Total Purchased Services</b>	<b>1,998,859</b>	<b>307,128</b>	<b>113,867</b>	<b>420,995</b>	<b>1,577,864</b>	<b>78.9%</b>	<b>1,991,549</b>	<b>7,310</b>
<b>Property Services</b>									
<b>Water/Sewer</b>									
108	Water 410	66,182	8,417	0	8,417	57,765	87.3%	66,182	-
109	Sewer 411	34,617	9,674	0	9,674	24,943	72.1%	34,617	-
110		100,799	18,090	0	18,090	82,709	82.1%	100,799	0
<b>Trash &amp; Snow Removal</b>									
111	Trash Removal 421	87,466	14,260	72,198	86,458	1,008	1.2%	87,466	-
112	Snow Removal 422	50,000	0	0	0	50,000	100.0%	50,000	-
113		137,466	14,260	72,198	86,458	51,008	37.1%	137,466	0
<b>Repair/Maintenance</b>									
114	Equipment Repairs 430	118,095	15,662	3,039	18,701	99,394	84.2%	108,159	9,936
115	Grounds Repairs 431	189,614	63,889	84,571	148,460	41,154	21.7%	189,614	-
116	General Bldg Repairs 432	28,563	2,904	0	2,904	25,659	89.8%	28,563	-
117	Painting 433	5,095	2,821	0	2,821	2,274	44.6%	5,095	-
118	Heat & Plumbing 434	48,400	450	11,705	12,155	36,245	74.9%	48,400	-
119	Electrical 435	9,005	747	0	747	8,258	91.7%	9,005	-
120	Extermination Services 490	11,477	2,667	0	2,667	8,810	76.8%	11,477	-
121	Bldg Fire Protection 491	46,821	3,241	0	3,241	43,580	93.1%	46,821	-
123	Other Purch Services 499	24,146	11,542	2,473	14,015	10,131	42.0%	24,896	(750)
124		481,216	103,922	101,789	205,711	275,505	57.3%	472,030	9,186
<b>Rental</b>									
125	Rental 441	123,899	20,898	70,080	90,777	33,122	26.7%	123,899	-
126	<b>Total Property Services</b>	<b>843,380</b>	<b>156,971</b>	<b>244,066</b>	<b>401,037</b>	<b>442,343</b>	<b>52.4%</b>	<b>834,194</b>	<b>9,186</b>
<b>Transportation, Insurance, Communications, Tuition</b>									
<b>Transportation: Schools</b>									
127	Reg Ed Pupil Transportation 510 & 516	3,160,976	54,036	0	54,036	3,106,940	98.3%	3,287,618	(126,642)
128	Sp.Ed - Trans - STA 511	1,243,367	107,813	0	107,813	1,135,554	91.3%	1,243,367	-
129	Sp.Ed - Trans - Curtin 512	943,749	55,576	0	55,576	888,173	94.1%	943,749	-
130	Pupil Transp Reimbursement 513	12,250	0	0	0	12,250	100.0%	12,250	-
131		5,360,342	217,425	0	217,425	5,142,917	95.9%	5,486,984	(126,642)
<b>Transportation: Other</b>									
132	Transportation - Athletics 587	107,800	129	20,305	20,434	87,366	81.0%	107,910	(110)
133	Transportation - Field Trips 588	50,149	1,584	4,296	5,880	44,269	88.3%	38,893	11,256
134	Entry Fees - Athletics 591 & 592	12,700	2,865	100	2,965	9,735	76.7%	12,200	500
135	Admission Fees 595	4,770	0	0	0	4,770	100.0%	3,578	1,193
137		175,419	4,578	24,701	29,279	146,140	83.3%	162,581	12,839
<b>Transportation: Staff</b>									
138	Travel - Education 580 & 581	7,500	315	0	315	7,185	95.8%	7,500	-
139	Travel - Admin 582 & 583	29,500	5,619	0	5,619	23,881	81.0%	29,289	211
140	Travel - Conferences 584	104,686	2,053	0	2,053	102,633	98.0%	90,311	14,375
141		141,686	7,987	0	7,987	133,699	94.4%	127,100	14,586
<b>Liability &amp; Accident Insurance</b>									
142	Liability Insurance 522	402,456	388,944	0	388,944	13,512	3.4%	402,456	-
143	Accident Insurance 525	15,172	14,410	0	14,410	762	5.0%	14,410	762
144		417,628	403,354	0	403,354	14,274	3.4%	416,866	762

Groton Public Schools

Date prep: 9/22/22 4:04 PM FY23 Budget Summary Review

Account	Object #s	FY23 Budget 2022-2023	Expenditures	Encumbered	FY23 Actual Total	Remaining Balance	%	FY23 Estimate 09/21/2022	Favorable/ (Unfavorable) to Budget
<b>Communications</b>									
145 Telephone, Telephone Repairs	530	91,400	47,902	570	48,472	42,928	47.0%	91,400	-
146 Postage	531	31,150	3,561	0	3,561	27,589	88.6%	27,363	3,788
147 Advertisement	540	5,000	3,735	814	4,549	451	9.0%	5,000	-
148 Minority Recruitment	541	0	0	0	0	0	-	-	-
149 Printing Admin	550	11,542	2,281	63	2,344	9,198	79.7%	10,792	750
150 School Publications	551 & 552	3,500	0	0	0	3,500	100.0%	2,625	875
151		142,592	57,478	1,447	58,925	83,667	58.7%	137,180	5,413
<b>Tuition: Special Education</b>									
152 Sp.Ed Vocational	561	411,956	13,000	0	13,000	398,956	96.8%	420,987	(9,031)
153 Sp.Ed BoE Placements	562	2,557,392	102,413	50,000	152,413	2,404,979	94.0%	2,531,540	25,852
154 Sp.Ed State Placements	563	580,000	4,437	6,975	11,412	568,588	98.0%	477,210	102,790
155 Sp.Ed Magnet Choice	568	770,285	0	0	0	770,285	100.0%	731,024	39,261
156		4,319,633	119,850	56,975	176,825	4,142,808	95.9%	4,160,761	158,872
<b>Tuition: Other</b>									
157 Adult Ed	564	210,105	207,000	0	207,000	3,105	1.5%	207,000	3,105
158 Gen Ed Magnet Tuition	566	897,671	0	0	0	897,671	100.0%	897,671	-
159 Gen Ed Vo Ag Tuition	567	89,583	0	0	0	89,583	100.0%	89,583	-
		1,197,359	207,000	0	207,000	990,359	82.7%	1,194,254	3,105
161 Total Transportation, Insurance, Communication, Tuition		11,754,659	1,017,671	83,123	1,100,794	10,653,865	90.6%	11,685,724	68,935
<b>Supplies</b>									
<b>Instructional Supplies</b>									
162 General Classroom	601	156,340	8,048	8,804	16,852	139,488	89.2%	117,211	39,129
163 Science	602	16,986	575	5,303	5,878	11,108	65.4%	13,005	3,981
164 Arts & Crafts	603	24,300	3,612	15,152	18,764	5,536	22.8%	20,082	4,218
165 Phys. Ed	604	15,400	558	128	686	14,714	95.5%	11,550	3,850
166 Music	605	24,000	963	5,015	5,978	18,022	75.1%	18,000	6,000
167 Kindergarten	606	5,100	942	0	942	4,158	81.5%	3,825	1,275
168 Pupil Tests	607	65,400	14,849	3,386	18,234	47,166	72.1%	57,300	8,100
169 Tech. Ed	609	8,000	0	0	0	8,000	100.0%	6,000	2,000
170 Home Ec Supplies	613	14,500	72	2,455	2,527	11,973	82.8%	10,875	3,625
171 Sp.Ed Supplies	615	56,000	4,176	5,546	9,722	46,278	82.8%	56,000	-
172 Athletic Supplies	616	52,950	2,129	13,401	15,530	37,420	70.7%	54,834	(1,884)
173 Math Supplies	617	10,350	0	140	140	10,210	98.6%	7,805	2,545
174 Health Supplies	618	1,950	0	0	0	1,950	100.0%	1,463	488
175 Other Supplies	619	3,000	28	0	28	2,972	99.1%	2,271	729
176 Health Serv Pathogen	622	7,000	0	221	221	6,779	96.8%	7,000	-
177 School Library Supplies	623	5,270	75	0	75	5,195	98.6%	3,953	1,318
178 Food, Drink, Snacks	628	32,500	7,318	4,526	11,844	20,656	63.6%	30,863	1,637
180		499,046	43,345	64,077	107,421	391,625	78.5%	422,035	77,011
<b>Computer Supplies</b>									
181 Computer Supplies	610 & 611	49,200	20,010	7,483	27,493	21,707	44.1%	45,127	4,073
182 Software	612	204,872	482,889	166,741	649,630	(444,758)	(217.1%)	199,573	5,299
183		254,072	502,899	174,224	677,123	(423,051)	(166.5%)	244,700	9,372
<b>Electricity &amp; Heating</b>									
184 Electricity	631	971,513	258,100	22,392	280,492	691,021	71.1%	971,513	-
185 Propane/Natural Gas	632	325,362	29,300	0	29,300	296,062	91.0%	290,905	34,457
186 Heating Oil	633	170,146	0	0	0	170,146	100.0%	331,448	(161,302)
187		1,467,021	287,399	22,392	309,791	1,157,230	78.9%	1,593,866	(126,845)
<b>Transportation Supplies</b>									
188 Diesel for School Buses	634	138,070	7,904	0	7,904	130,166	94.3%	259,725	(121,655)
189 Gas for Maintenance	656	42,416	2,730	4,420	7,150	35,266	83.1%	42,416	-
190		180,486	10,634	4,420	15,054	165,432	91.7%	302,141	(121,655)
<b>Textbooks &amp; Library Books</b>									
191 Textbooks	640	45,051	4,223	15,254	19,477	25,574	56.8%	36,228	8,823
192 Workbooks	641	12,460	3,831	12,708	16,539	(4,079)	(32.7%)	15,636	(3,176)
193 Textbook Rebind	642	500	0	0	0	500	100.0%	375	125
194 Library Books	645	22,900	0	0	0	22,900	100.0%	17,175	5,725
195 Periodicals	647	2,400	0	205	205	2,195	91.5%	1,800	600
196		83,311	8,054	28,187	36,221	47,090	56.5%	71,214	12,097

**Groton Public Schools**

Date prep:		FY23 Budget Summary Review								
9/22/22 4:04 PM										
Account	Object #s	FY23 Budget 2022-2023	Expenditures	Encumbered	FY23 Actual Total	Remaining Balance	%	FY23 Estimate 09/21/2022	Favorable/ (Unfavorable) to Budget	
<b>Facility/Maintenance Supplies</b>										
197	Equipment Repair	650	23,158	4,676	1,085	5,761	17,397	75.1%	23,158	-
198	Grounds Supplies	651	19,334	11,434	6,699	18,133	1,201	6.2%	19,334	-
199	General Bldg Repair	652	64,450	21,399	2,662	24,061	40,389	62.7%	61,575	2,876
200	Painting	653	2,500	1,363	28	1,390	1,110	44.4%	2,500	-
201	Heat & Plumbing	654	33,716	5,098	4,625	9,723	23,993	71.2%	33,716	-
202	Electrical	655	29,948	4,067	1,381	5,448	24,500	81.8%	29,948	-
203	Safety Supplies	657 & 659	12,976	14,539	0	14,539	(1,563)	(12.0%)	15,277	(2,301)
204	Custodial Supplies	658	114,802	20,194	669	20,863	93,939	81.8%	114,802	-
205			<u>300,884</u>	<u>82,769</u>	<u>17,148</u>	<u>99,917</u>	<u>200,967</u>	<u>66.8%</u>	<u>300,309</u>	<u>575</u>
<b>Other Supplies</b>										
206	Sup Serv Guid Imp Ins	621	25,600	2,268	3,388	5,656	19,944	77.9%	23,700	1,900
207	Audio Visual	624 & 625	11,000	0	432	432	10,568	96.1%	10,625	375
208	General Admin Supplies	626	12,610	3,147	706	3,853	8,757	69.4%	12,475	135
209	School Admin Supplies	627	17,400	6,554	8,942	15,496	1,904	10.9%	16,892	508
210	Professional Materials	690	22,300	94	2,760	2,854	19,446	87.2%	19,450	2,850
212			<u>88,910</u>	<u>12,062</u>	<u>16,228</u>	<u>28,290</u>	<u>60,620</u>	<u>68.2%</u>	<u>83,142</u>	<u>5,768</u>
213	<b>Total Supplies</b>		<b>2,873,730</b>	<b>947,163</b>	<b>326,654</b>	<b>1,273,817</b>	<b>1,599,913</b>	<b>55.7%</b>	<b>3,017,408</b>	<b>(143,678)</b>
<b>Equipment</b>										
<b>Instructional Equipment</b>										
214	Replace Instr Equip	730	38,400	0	0	0	38,400	100.0%	14,050	24,350
215	Add Instr Equipment	735	60,000	41,656	8,572	50,228	9,772	16.3%	70,714	(10,714)
216			<u>98,400</u>	<u>41,656</u>	<u>8,572</u>	<u>50,228</u>	<u>48,172</u>	<u>49.0%</u>	<u>84,764</u>	<u>13,636</u>
<b>Non-Instructional Equipment</b>										
217	Replace Non-Instr Equipment	731	10,000	3,799	900	4,699	5,301	53.0%	10,000	-
218	Add Non-Instr Equipment	736	0	0	4,497	4,497	(4,497)	-	-	-
219			<u>10,000</u>	<u>3,799</u>	<u>5,397</u>	<u>9,196</u>	<u>804</u>	<u>8.0%</u>	<u>10,000</u>	<u>0</u>
220	<b>Total Equipment</b>		<b>108,400</b>	<b>45,455</b>	<b>13,970</b>	<b>59,425</b>	<b>48,975</b>	<b>45.2%</b>	<b>94,764</b>	<b>13,636</b>
<b>Dues - Fees</b>										
<b>Dues/Fees</b>										
221	Dues BoE	810	25,541	21,904	0	21,904	3,637	14.2%	25,541	-
222	General Admin Dues	811	16,160	8,948	0	8,948	7,212	44.6%	16,185	(25)
223	School Admin Dues	812	44,050	30,944	675	31,619	12,431	28.2%	33,767	10,284
224	Other Dues	819	6,845	2,500	100	2,600	4,245	62.0%	6,645	200
225	<b>Total Dues/Fees</b>		<b>92,596</b>	<b>64,296</b>	<b>775</b>	<b>65,071</b>	<b>27,525</b>	<b>29.7%</b>	<b>82,138</b>	<b>10,459</b>
226	<b>Grand Total</b>		<b>79,157,271</b>	<b>9,500,162</b>	<b>36,873,417</b>	<b>46,373,579</b>	<b>32,783,692</b>	<b>41.4%</b>	<b>79,116,145</b>	<b>41,126</b>


**Groton Public Schools**  
**FY23 Budget Summary Review**  
**Summary at Program Level III**

Function No.	Description	FY23 Budget	FY23		FY23 Total	Remaining	%	09/21/2022	Favorable/ (Unfavorable)
		2022-2023	Expended	Encumbered	2022-2023	Balance		FY23 Estimated	
<b>Regular Instruction</b>									
1101	FUNCTION-1101 ELEMENTARY	13,582,263	321,463	10,062,197	10,383,660	3,198,603	23.5%	13,439,422	142,841
1102	FUNCTION-1102 ART	680,986	78,472	502,544	581,016	99,970	14.7%	677,873	3,113
1103	FUNCTION-1103 COMPUTER EDUCATION	0	0	0	0	0	0.0%	-	-
1104	FUNCTION-1104 LANGUAGE ARTS	2,394,305	285,827	1,839,134	2,124,961	269,344	11.2%	2,391,055	3,250
1105	FUNCTION-1105 WORLD LANGUAGES	1,438,860	165,987	1,128,601	1,294,588	144,272	10.0%	1,440,048	(1,188)
1106	FUNCTION-1106 CONSUMER SCIENCE	155,887	16,084	110,789	126,873	29,014	18.6%	152,112	3,775
1107	FUNCTION-1107 TECHNOLOGY EDUCATION	676,451	121,601	570,357	691,958	(15,507)	(2.3%)	684,209	(7,758)
1108	FUNCTION-1108 MATHEMATICS	2,073,160	250,370	1,658,171	1,908,540	164,620	7.9%	2,070,803	2,357
1109	FUNCTION-1109 MUSIC	731,202	78,285	548,391	626,676	104,526	14.3%	723,890	7,312
1110	FUNCTION-1110 PHYSICAL EDUCATION	1,026,099	118,197	708,053	826,250	199,849	19.5%	1,020,961	5,138
1111	FUNCTION-1111 SCIENCE	2,279,445	258,053	1,682,662	1,940,715	338,730	14.9%	2,274,355	5,090
1112	FUNCTION-1112 SOCIAL STUDIES	1,849,410	205,628	1,442,459	1,648,086	201,324	10.9%	1,847,635	1,775
1113	FUNCTION-1113 MYP	42,000	9,547	0	9,547	32,453	77.3%	31,910	10,090
1114	FUNCTION-1114 HEALTH EDUCATION	301,017	40,701	311,358	352,058	(51,041)	(17.0%)	300,741	276
1117	FUNCTION-1117 INTERN. BACCALAUREATE	56,500	13,725	4,650	18,375	38,125	67.5%	42,735	14,125
1118	FUNCTION-1118 IB - CAREERS-RELATED PROGRAM	13,500	0	0	0	13,500	100.0%	10,125	3,375
1119	FUNCTION-1119 UNCLASSIFIED	1,581,473	277,369	2,744	280,113	1,301,360	82.3%	1,589,182	(7,709)
1121	FUNCTION-1121 BUSINESS EDUCATION	329,624	39,774	245,887	285,662	43,962	13.3%	328,612	1,012
1124	FUNCTION-1124 HEALTH OCCUPATIONS	87,596	7,348	86,912	94,260	(6,664)	(7.6%)	86,758	838
1260	FUNCTION-1260 ENRICHMENT	39,639	1,852	0	1,852	37,788	95.3%	39,639	(0)
1270	FUNCTION-1270 REMEDIAL INSTRUCTION	3,034,885	347,976	2,420,916	2,768,892	265,993	8.8%	3,034,885	(0)
2220	FUNCTION-2220 EDUCATIONAL MEDIA SERVICE	1,109,189	147,332	640,603	787,935	321,254	29.0%	1,101,685	7,504
<b>Total Regular Instruction</b>		<b>33,483,491</b>	<b>2,837,781</b>	<b>23,966,427</b>	<b>26,804,208</b>	<b>6,679,283</b>	<b>19.9%</b>	<b>33,288,276</b>	<b>195,215</b>
<b>Special Instruction</b>									
1205	FUNCTION-1205 PRESCHOOL 3-5	1,274,524	118,700	672,864	791,564	482,960	37.9%	1,274,524	0
1210	FUNCTION-1210 SPED Summer School	20,290	0	0	0	20,290	100.0%	20,290	-
1220	FUNCTION-1220 OTHER SPECIAL INSTRUCTION	696,165	107,366	165,486	272,853	423,312	60.8%	696,165	(0)
1230	FUNCTION-1230 SPECIAL EDUCATION	8,423,248	721,250	3,927,292	4,648,543	3,774,705	44.8%	8,400,131	23,117
1250	FUNCTION-1250 BLIND	27,046	0	0	0	27,046	100.0%	27,046	0
1280	FUNCTION-1280 HEARING IMPAIRED	108,685	15,472	95,498	110,970	(2,285)	(2.1%)	108,685	0
<b>Total Special Instruction</b>		<b>10,549,958</b>	<b>962,789</b>	<b>4,861,141</b>	<b>5,823,929</b>	<b>4,726,029</b>	<b>44.8%</b>	<b>10,526,841</b>	<b>23,117</b>
<b>Continuing Education</b>									
1310	FUNCTION-1310 HIGH SCHOOL COMPLETION	85,865	6,552	11,485	18,038	67,827	79.0%	84,613	1,252
1320	FUNCTION-1320 ADULT EDUCATION	210,105	207,000	0	207,000	3,105	1.5%	207,000	3,105
<b>Total Continuing Education</b>		<b>295,970</b>	<b>213,552</b>	<b>11,485</b>	<b>225,038</b>	<b>70,932</b>	<b>24.0%</b>	<b>291,613</b>	<b>4,357</b>
<b>Other Instructional Programs</b>									
15**	STUDENT ACTIVITIES 6-12	968,926	104,447	180,961	285,408	683,518	70.5%	964,378	4,548
<b>TOTAL INSTRUCTION</b>		<b>45,298,345</b>	<b>4,118,568</b>	<b>29,020,014</b>	<b>33,138,582</b>	<b>12,159,763</b>	<b>26.8%</b>	<b>45,071,108</b>	<b>227,237</b>
<b>Support Services - Pupils</b>									
2101	FUNCTION-2101 SUPPORT SERVICES - SPED CO	893,602	216,440	491,479	707,919	185,683	20.8%	893,043	559
2110	FUNCTION-2110 SOCIAL WORK SERVICES	370,503	44,203	264,420	308,623	61,880	16.7%	370,503	(0)
2120	FUNCTION-2120 GUIDANCE SERVICES	1,650,104	202,235	1,033,789	1,236,024	414,080	25.1%	1,641,479	8,625
2130	FUNCTION-2130 HEALTH SERVICES	1,250,073	25,449	4,367	29,816	1,220,257	97.6%	1,250,073	(0)
2140	FUNCTION-2140 PSYCHOLOGICAL SERVICES	1,251,875	151,490	994,230	1,145,719	106,156	8.5%	1,251,875	(0)
2150	FUNCTION-2150 SPEECH & HEARING SERVICES	1,206,570	153,388	1,016,078	1,169,466	37,104	3.1%	1,206,570	0
<b>Total Support Services - Pupils</b>		<b>6,622,727</b>	<b>793,204</b>	<b>3,804,363</b>	<b>4,597,567</b>	<b>2,025,160</b>	<b>30.6%</b>	<b>6,613,544</b>	<b>9,183</b>
<b>Support Services - Staff</b>									
2201	FUNCTION-2201 SUPPORTING SERVICES - T&L	377,529	104,475	228,512	332,987	44,542	11.8%	377,529	(0)
2202	FUNCTION-2202 SUPPORTING SERVICES - DEI	15,000	0	0	0	15,000	100.0%	15,000	-
2210	FUNCTION-2210 IMPROVEMENT OF INSTRUCTION	278,542	102,281	124,293	226,575	51,967	18.7%	278,542	-
<b>Total Support Services - Staff</b>		<b>671,071</b>	<b>206,756</b>	<b>352,806</b>	<b>559,562</b>	<b>111,509</b>	<b>16.6%</b>	<b>671,071</b>	<b>(0)</b>
<b>General Support Services</b>									
2311	FUNCTION-2311 BOARD OF EDUCATION SERVICE	30,241	21,904	1,760	23,664	6,577	21.7%	30,241	-
2312	FUNCTION-2312 SUPERINTENDENT OFFICE SER	1,615,425	310,828	419,985	730,813	884,612	54.8%	1,614,605	820
2313	FUNCTION-2313 BUSINESS OFFICE	1,015,207	135,701	104,392	240,092	775,115	76.4%	1,014,978	229
2410	FUNCTION-2410 SCHOOL ADMINISTRATION	4,428,283	1,024,730	2,230,032	3,254,762	1,173,521	26.5%	4,417,361	10,922
<b>Total General Support Services</b>		<b>7,089,156</b>	<b>1,493,163</b>	<b>2,756,169</b>	<b>4,249,332</b>	<b>2,839,824</b>	<b>40.1%</b>	<b>7,077,185</b>	<b>11,971</b>
<b>Operational Services</b>									
2510	FUNCTION-2510 OPERATIONS AND MAINTENANCE	6,931,709	1,655,870	445,581	2,101,451	4,830,258	69.7%	7,059,580	(126,871)
2520	FUNCTION-2520 PUPIL TRANSPORTATION	6,021,328	308,992	0	308,992	5,712,336	94.9%	6,269,625	(248,297)
2540	FUNCTION-2540 COMPUTER SUPPORT SERVICES	1,528,954	816,759	437,509	1,254,268	274,686	18.0%	1,528,954	0
2560	FUNCTION-2560 HEALTH SERVICES STAFF	2,500	0	0	0	2,500	100.0%	2,500	-
9999	FUNCTION-9999 EXPENDITURE TRANSFER ACCT	0	(0)	0	(0)	0	0.0%	-	-
<b>Total Operational Services</b>		<b>14,484,491</b>	<b>2,781,620</b>	<b>883,090</b>	<b>3,664,710</b>	<b>10,819,781</b>	<b>74.7%</b>	<b>14,859,659</b>	<b>(375,168)</b>
<b>TOTAL SUPPORT SERVICES</b>		<b>28,867,445</b>	<b>5,274,743</b>	<b>7,796,428</b>	<b>13,071,171</b>	<b>15,796,274</b>	<b>54.7%</b>	<b>29,221,459</b>	<b>(354,014)</b>
<b>Community Services</b>									
3710	FUNCTION 3710-NONPUBLIC SCHOOL	96,550	0	0	0	96,550	100.0%	96,550	0
<b>Non-Programmed Charges</b>									
4100	TUITION PAYMENTS	4,894,931	106,850	56,975	163,825	4,731,106	96.7%	4,727,028	167,903
<b>GRAND TOTAL</b>		<b>79,157,271</b>	<b>9,500,162</b>	<b>36,873,417</b>	<b>46,373,579</b>	<b>32,783,692</b>	<b>41.4%</b>	<b>79,116,145</b>	<b>41,126</b> 0.05%

BOE Groups Active & Retired

Cost vs Budget Dashboard - data through July 2022

Self Insured - All Coverages		Claim/ Admin. Cost.																				
All Enrollees		Net Medical Paid		Rx Paid Claims		Dental Paid Claims		Total Net Paid Claims		Total Fixed Costs		Total Cost		Anthem Renewal Monthly		Variance - Total Cost vs BOE Anthem Renewal		Actual/ Estimated BOE Anthem Renewal		Additional Laser Liability \$600,000 Max		
Date	Lives	Claims	Claims	Claims	Claims	Claims	Claims	Claims	Claims	Claims	Claims	Claims	Claims	Claims	Claims	Claims	Claims	Claims	Claims	Claims	Claims	
Jul-21	518	\$502,797	\$141,666	\$34,982	\$679,446	\$104,422	\$783,868	\$1,014,798													\$0	
Aug-21																						
Sep-21																						
Oct-21																						
Nov-21																						
Dec-21																						
Jan-22																						
Feb-22																						
Mar-22																						
Apr-22																						
May-22																						
Jun-22																						
YTD	518	\$502,797	\$141,666	\$34,982	\$679,446	\$104,422	\$783,868	\$1,014,798														\$0



Total fixed costs is taken from segmented Anthem Renewal dated 4/20/22 plus Network Access Fees of \$184,015  
 \* BOE monthly renewal based on non-weighted Anthem proposal dated 4/20/22 less expected claims for Retirees moving to Medicare Advantage plan effective 1/1/22

Groton Public Schools  
Proposed Meal Prices - FY2023

Meal	School	Prior Year prices*	Proposed prices	% Incr proposed over current
Breakfast	Elementary	\$ 1.50	\$ 2.00	33%
Breakfast	Secondary	\$ 1.75	\$ 2.25	29%
Lunch	Elementary	\$ 2.80	\$ 3.25	16%
Lunch	Secondary	\$ 3.00	\$ 3.75	25%

<b>Average</b>	<b>24.6%</b>
----------------	--------------

Meal	2019/2020 USDA reimb	2022/2023 USDA reimb	% Incr USDA reimb rate
Breakfast	\$ 2.20	\$ 2.67	21%
Lunch	\$ 3.41	\$ 4.33	27%

<b>Average</b>	<b>24.2%</b>
----------------	--------------

Proposed Price/USDA reimbursement rate		2019/2020	2022/2023
Breakfast	Elementary	68%	75%
Breakfast	Secondary	80%	84%
Lunch	Elementary	82%	75%
Lunch	Secondary	88%	87%

<b>Average</b>	<b>79.5%</b>	<b>80.2%</b>
----------------	--------------	--------------

\* Prices last adjusted 2019/2020 school year.

## Students

### Eligibility to Participate in Interscholastic High School Athletics

Any student enrolled at Fitch High School shall be eligible to participate in the interscholastic athletics program at school provided that the student:

- A. Meets all other Connecticut Interscholastic Athletic Conference (CIAC) eligibility requirements ([http://www.casciac.org/pdfs/eligibility\\_brochure.pdf](http://www.casciac.org/pdfs/eligibility_brochure.pdf)) as outlined in the CIAC handbook (<http://www.casciac.org/ciachandbook/>). CIAC requires 4 credits; Fitch High School requires a minimum of 5 credits.
- B. Has 8 consecutive semesters (4 years) of eligibility to play athletics from that time student-athlete enters high school as a freshman.

The administration shall be responsible to determine whether students meet the criteria above. Eligibility criteria will be published in the Athletic Handbook, Student Handbook as well as posted on the Fitch Athletic website.

The Board of Education shall be informed of any changes that the CIAC may make in its requirements.

~~Any student enrolled in the Groton Public Schools shall be eligible to participate in the interscholastic athletics program at his/her school provided that the student:~~

- ~~A. — Meets the criteria established by the Connecticut Interscholastic Athletic Conference (CIAC), and~~
- ~~B. — Has not been enrolled for more than eight (8) consecutive semesters in grades nine to twelve, inclusive.~~

~~It shall be the responsibility of the administration to determine each student's eligibility to participate in interscholastic athletics. The principal shall publish eligibility criteria to all interested students annually.~~

~~The Superintendent of Schools shall issue administrative regulations implementing this policy which shall include an explanation of CIAC eligibility requirements. The Board of Education shall be informed of any changes that the CIAC may, from time to time, make in its requirements.~~

Legal Reference: Connecticut General Statutes 10-241  
C.I.A.C. Regulations

Policy Adopted: April 8, 1996  
Revised:

GROTON PUBLIC SCHOOLS  
Groton, Connecticut

## Students

### Eligibility to Participate in Interscholastic Athletics

Any student-athlete enrolled at Fitch High School shall be eligible to participate in after-school extracurricular activities, including the interscholastic athletics program, provided the student-athlete meets the criteria established by the CIAC and has not been enrolled for more than eight semesters in grades nine through twelve, inclusive, and meets the criteria established by Fitch High School for eligibility.

1. CIAC Eligibility –A student-athlete who has passed at least four (4) credits during the previous quarter or earned 4 credits the previous year (for fall sports) is CIAC eligible. A student-athlete who has not met these criteria is CIAC ineligible and is ineligible immediately upon publication of the CIAC eligibility list. A student who is CIAC ineligible cannot participate in any school sponsored athletic events or practices. Marking period grades (not semester grades) will be used to determine scholastic eligibility to participate in interscholastic athletics during any given marking period. Year- end failures may be made up through successful completion of school approved summer work in courses failed.
2. Fitch High School Eligibility-A student-athlete who has met the CIAC criteria and earned a minimum of 5 credits or more is Fitch High School eligible.
3. Any student-athlete meeting the criteria above but has earned a D or an F in any course must adhere to the following:
  - A. If a student-athlete has earned a D or an F in one course the student-athlete must attend Falcon Academy at a minimum of one session per week, with CTL support during the day, until the bi-weekly grade report indicates the student-athlete is no longer earning a D or an F.
  - B. If a student has earned a D or an F in two or more courses the student-athlete must attend Falcon Academy at a minimum of two sessions per week, with CTL support during the day. Student-athlete's academic performance will be monitored and supported during this time.
4. Fitch High School also offers routine academic supports for our student-athletes to help maintain passing grades.
  - one to one student-athlete support
  - student-athlete to teacher support
  - National Honor Society Tutoring Program
  - CTL Block for student-athletes to meet with teachers during the school day.
  -

Note: Eligibility for fall activities shall be determined by the student-athlete's grades for the fourth quarter of the previous year for FHS policy. CIAC eligibility is determined by the final grades. Ninth graders are exempt until the end of the first quarter of their freshman year.

## Construction

### Naming of ~~Facility~~ Facilities

It shall be the prerogative of the Board of Education (Board) to establish the need and appropriateness for naming any school ~~unit building, or portions thereof~~ including all indoor and outdoor facilities. ~~of the school. When the need has been determined,~~ Guidelines are ~~will be~~ established by the Board. ~~of Education, and input will be sought from members of the community.~~

If the school is named after a person, preference shall be given to ~~names of deceased persons~~ those who have made a significant contribution to education ~~or to the community.~~

Legal References:       C.G.S. 10-220(a)  
                                  C.G.S. 10-221(a)  
                                  C.G.S. 10-240

## Construction Regulation

### Naming of Facility

It shall be the ~~general~~ policy to name schools, buildings ~~and~~ or portions thereof, which includes indoor and outdoor ~~school~~ facilities for persons who have attained prominence locally and/or nationally; ~~or in the fields of education, science, art, statesmanship, political science, or military achievement; early pioneers of the community or the State of Connecticut; outstanding presidents of the United States of America or~~ or for local geographical landmarks.

The ~~general~~ procedure for selecting a name for a school building shall be as follows:

1. The Superintendent ~~Board~~ shall appoint a school naming committee composed of ~~two citizens, community members, from the immediate community to be served by the particular school; one representative from each of the following groups teachers, administrators, PTA/PTO~~ parents (if applicable), community members, faculty and staff and ~~two~~ student representatives from the area to be served by the particular school.
2. The school-naming committee shall then present a list of one or more names to the Superintendent who will forward them to the Board.
3. The Board shall then make the final selection of the name from the committee recommendation submission.

The procedure for selecting a portion of a school facility shall be as follows:

1. A request is made to the BOE to name a portion of a school facility.
2. The Board forms an Ad Hoc committee consisting of its own membership to review the request. The committee will determine which names will be forwarded to the Board.
3. The Board shall then make the final selection in the naming of the portion of a school facility.

**Instruction****Enrollment in Advanced Courses or Programs****Purpose**

The Board of Education (Board) believes in the basic principle that academic rigor and the opportunity to accelerate learning are powerful motivators for students to meet intellectual challenges and to excel in the academic environment. All students at the high school level will be provided an opportunity to participate in a rigorous and academically challenging curriculum.

The Board encourages students to pursue rigorous, challenging academic coursework such as, but not limited to, honors classes, dual enrollment, dual credit, Advanced Placement classes, and International Baccalaureate Diploma program for students in grades 11 and 12.

The Board, to encourage student participation in advanced courses or programs, will communicate information about advanced courses or programs to students and parents; offer district-wide counseling to students about the benefits of advanced level courses and programs; and annually report on District progress toward increasing students' enrollment in advanced courses or programs.

The benefits of advanced coursework opportunities are not limited to one particular model.

**Definitions**

An advanced course or program is defined as an honors class, Advanced Placement class, International Baccalaureate Diploma program (grades 11 and 12), dual enrollment, dual credit, early college or any other advanced or accelerated course or program offered by the Board of Education in grades 9-12, inclusive. (will have a link to policy 6141.52)

Prior academic performance means the course or courses that a student has taken, the grades received for each course, and a student's grade point average.

**Guiding Principles**

The Board is aware that diversity is underrepresented in advanced level high school courses and programs of similar rigor. Barriers to participation include the failure to identify students with potential, low expectations of students, insufficient motivation on behalf of students.

**Evaluation**

The Board will continually review data on student participation in advanced courses or programs. Such data will be used during the planning process for course and program offerings in the upcoming school year. The data shall be disaggregated by gender, ethnicity, and high needs students to increase participation of underrepresented students in advanced courses.

**Legal Reference:** Connecticut General Statutes  
P.A. 21-199 Section 3  
10-221r Advanced placement course program. Guidelines.  
District Guidance for Developing an Advanced Course Participation Policy

Policy adopted:

GROTON PUBLIC SCHOOLS  
Groton, Connecticut

## Regulation

### Advanced Courses or Programs

#### Procedures/Criteria

An emphasis on equity must include a focus on increasing student access to rigorous learning opportunities to assist all students in preparing for success after high school. The following District and school-level principles will contribute to fostering greater equity in student participation in advanced courses or programs:

1. Provide a course sequence and foundation-building in earlier grades, ensuring high expectations for all students that makes later advanced coursework a viable option and accessible to all;
2. Create multiple access points to advanced courses and programs allowing students to access these programs throughout their high-school experience;
3. Use multiple methods by which a student may enroll, including but not limited to:
  - a. Consider student strengths, interests, and motivation;
  - b. Encouragement and support of students can come from, but not limited, to parents, teachers, administrators, school counselors, or other school personnel;
  - c. Enrollment not exclusively based on a student's prior academic performance;
  - d. Monitor student performance, including growth over time;
4. Offer a robust set of student supports, including tutoring and/or mentoring, access to technology, access to enrichment opportunities, as well as support from school counselors, that help all students succeed in advanced courses or programs.
5. Publish and disseminate materials that encourage all students to participate in advanced courses and programs and providing these materials in multiple languages.
6. Provide a foundation of rigor, relevance, and high expectations through IB Middle Years Program for all students in grades 6-10, so students are prepared to take high level courses at the high schools.

High school students willing to accept the challenge of a rigorous academic curriculum shall be admitted to an advanced course or program as defined in this policy. Students who have successfully completed the prerequisite course work or have otherwise demonstrated mastery of the prerequisite content knowledge.

District administrators and guidance counselors shall advise students and parents/guardians of the opportunity to participate in advanced courses or programs as defined in this policy. When students' success plans are prepared and revised, the academic component shall include appropriate preparatory courses and advanced course and program participation. Teachers shall also encourage students to take challenging courses.

The Board seeks an equitable course enrollment policy that limits prerequisites and entrance requirements to those that are directly related to a student's potential for success. Therefore, multiple measures must be used to identify students for advanced coursework so that no single measure excludes their participation.

Advanced courses or programs must comply with applicable District policies and state standards, and this policy must be in accordance with CSDE.

The Superintendent or his/her designee shall ensure that all students have access to these rigorous courses based on this policy.

Regulation adopted:

GROTON PUBLIC SCHOOLS  
Groton, Connecticut

GROTON BOARD OF EDUCATION  
SPECIAL MEETING MINUTES  
OCTOBER 17, 2022 @ 5:00 P.M.  
MYSTIC MARRIOTT, CONFERENCE ROOM 4

**Members Present:** Kim Shepardson Watson-Chairperson, Andrea Ackerman-Vice Chairperson, Dean Antipas, William Horgan, Liz Porter, Matthew Shulman, Rita Volkmann, Jay Weitlauf

**Members Absent:** Beverly Washington

**Also Present:** Susan Austin, Philip Piazza, Mary Broderick-CABE Consultant

Chairman Shepardson Watson called the meeting to order at 5:20 p.m. The Chairman stated that the purpose of the meeting was to conduct a board retreat and introduced CABE Consultant Mary Broderick who facilitated the retreat.

**MOTION:** Ackerman, Volkmann; to adjourn at 8:15 p.m.  
**MOTION PASSED UNANIMOUSLY**

P 6145.1

**Students****Eligibility to Participate in Interscholastic High School Athletics**

Any student enrolled at **Fitch High School** shall be eligible to participate in the interscholastic athletics program at school provided that the student:

- A. Meets all other Connecticut Interscholastic Athletic Conference (CIAC) eligibility requirements ([http://www.casciac.org/pdfs/eligibility\\_brochure.pdf](http://www.casciac.org/pdfs/eligibility_brochure.pdf)) as outlined in the CIAC handbook (<http://www.casciac.org/ciachandbook/>). CIAC **requires** 4 credits; Fitch High School requires a minimum of 5 credits.
- B. Has 8 consecutive semesters (4 years) of eligibility to play athletics from that time student-athlete enters high school as a freshman.

The administration shall be responsible to determine whether students meet the criteria above. Eligibility criteria will be published in the Athletic Handbook, Student Handbook as well as posted on the Fitch Athletic website.

The Board of Education shall be informed of any changes that the CIAC may make in its requirements.

~~Any student enrolled in the Groton Public Schools shall be eligible to participate in the interscholastic athletics program at his/her school provided that the student:~~

- ~~A. — Meets the criteria established by the Connecticut Interscholastic Athletic Conference (CIAC), and~~
- ~~B. — Has not been enrolled for more than eight (8) consecutive semesters in grades nine to twelve, inclusive.~~

~~It shall be the responsibility of the administration to determine each student's eligibility to participate in interscholastic athletics. The principal shall publish eligibility criteria to all interested students annually.~~

~~The Superintendent of Schools shall issue administrative regulations implementing this policy which shall include an explanation of CIAC eligibility requirements. The Board of Education shall be informed of any changes that the CIAC may, from time to time, make in its requirements.~~

Legal Reference: Connecticut General Statutes 10-241  
C.I.A.C. Regulations

Policy Adopted: April 8, 1996  
Revised:

GROTON PUBLIC SCHOOLS  
Groton, Connecticut

## Students

### Eligibility to Participate in Interscholastic Athletics

Any student-athlete enrolled at Fitch High School shall be eligible to participate in after-school extracurricular activities, including the interscholastic athletics program, provided the student-athlete meets the criteria established by the CIAC and has not been enrolled for more than eight semesters in grades nine through twelve, inclusive, and meets the criteria established by Fitch High School for eligibility.

1. CIAC Eligibility –A student-athlete who has passed at least four (4) credits during the previous quarter or earned 4 credits the previous year (for fall sports) is CIAC eligible. A student-athlete who has not met these criteria is CIAC ineligible and is ineligible immediately upon publication of the CIAC eligibility list. A student who is CIAC ineligible cannot participate in any school sponsored athletic events or practices. Marking period grades (not semester grades) will be used to determine scholastic eligibility to participate in interscholastic athletics during any given marking period. Year- end failures may be made up through successful completion of school approved summer work in courses failed.
2. Fitch High School Eligibility-A student-athlete who has met the CIAC criteria and earned a minimum of 5 credits or more is Fitch High School eligible.
3. Any student-athlete meeting the criteria above but has earned a D or an F in any course must adhere to the following:
  - A. If a student-athlete has earned a D or an F in **one course** the student-athlete must attend Falcon Academy at a minimum of **one session** per week, with CTL support during the day, until the bi-weekly grade report indicates the student-athlete is no longer earning a D or an F.
  - B. If a student has earned a D or an F in **two or more courses** the student-athlete must attend Falcon Academy at a minimum of **two sessions** per week, with CTL support during the day. Student-athlete's academic performance will be monitored and supported during this time.
4. Fitch High School also offers routine academic supports for our student-athletes to help maintain passing grades.
  - one to one student-athlete support
  - student-athlete to teacher support
  - National Honor Society Tutoring Program
  - CTL Block for student-athletes to meet with teachers during the school day.

Note: Eligibility for fall activities shall be determined by the student-athlete's grades for the fourth quarter of the previous year for FHS policy. CIAC eligibility is determined by the final grades. Ninth graders are exempt until the end of the first quarter of their freshman year.

Regulation Adopted:

GROTON PUBLIC SCHOOLS  
Groton, Connecticut

## Construction

### Naming of ~~Facility~~ Facilities

It shall be the prerogative of the Board of Education (Board) to establish the need and appropriateness for naming any school ~~unit building, or portions thereof~~ including all indoor and outdoor facilities. ~~of the school. When the need has been determined,~~ Guidelines are ~~will be~~ established by the Board. ~~of Education, and input will be sought from members of the community.~~

If the school is named after a person, preference shall be given to ~~names of deceased persons~~ those who have made a significant contribution to education ~~or to the community.~~

Legal References:      C.G.S. 10-220(a)  
                                 C.G.S. 10-221(a)  
                                 C.G.S. 10-240

## Construction Regulation

### Naming of Facility

It shall be the ~~general~~ policy to name schools, buildings ~~and~~ or portions thereof, which includes indoor and outdoor ~~school~~ facilities for persons who have attained prominence locally and/or nationally; ~~or in the fields of education, science, art, statesmanship, political science, or military achievement; early pioneers of the community or the State of Connecticut; outstanding presidents of the United States of America~~ or for local geographical landmarks.

The ~~general~~ procedure for selecting a name for a school building shall be as follows:

1. Under the direction of the Board of Education (Board) the Superintendent ~~Board~~ shall appoint a school naming committee composed of ~~two citizens;~~ community members, ~~from the immediate community to be served by the particular school; one representative from each of the following groups teachers, administrators, PTA/PTO~~ parents, Board members, community members, faculty and staff and ~~two~~ student representatives from the area to be served by the particular school.
2. The school-naming committee shall then present a list of one or more names to the Superintendent who will forward them to the Board.
3. The Board shall then make the final selection of the name from the committee recommendation submission.

The procedure for selecting a portion of a school facility shall be as follows:

1. A request is made to the Board to name a portion of a school facility.
2. The Board forms an Ad Hoc committee consisting of its own membership to review the request. The committee will determine which names will be forwarded to the Board.
3. The Board shall then make the final selection in the naming of the portion of a school facility.

**Instruction****Enrollment in High School Advanced Courses or Programs****Purpose**

The Board of Education (Board) believes in the basic principle that academic rigor and the opportunity to accelerate learning are powerful motivators for students to meet intellectual challenges and to excel in the academic environment. All students at the high school level will be provided an opportunity to participate in a rigorous and academically challenging curriculum.

The Board encourages students to pursue rigorous, challenging academic coursework such as, but not limited to, honors classes, dual enrollment, dual credit, Advanced Placement classes, and International Baccalaureate Diploma program for students in grades 11 and 12.

The Board, to encourage student participation in advanced courses or programs, will communicate information about advanced courses or programs to students and parents; offer district-wide counseling to students about the benefits of advanced level courses and programs; and annually report on District progress toward increasing students' enrollment in advanced courses or programs.

The benefits of advanced coursework opportunities are not limited to one particular model.

**Definitions**

An advanced course or program is defined as an honors class, Advanced Placement class, International Baccalaureate Diploma program (grades 11 and 12), dual enrollment, dual credit, early college or any other advanced or accelerated course or program offered by the Board of Education in high school, inclusive.

Prior academic performance means the course or courses that a student has taken, the grades received for each course, and a student's grade point average.

**Guiding Principles**

The Board is aware that diversity is underrepresented in advanced level high school courses and programs of similar rigor. Barriers to participation include the failure to identify students with potential, low expectations of students, insufficient motivation on behalf of students.

**Evaluation**

The Board will continually review data on student participation in advanced courses or programs. Such data will be used during the planning process for course and program offerings in the upcoming school year. The data shall be disaggregated by gender, ethnicity, and high needs students to increase participation of underrepresented students in advanced courses.

**Legal Reference:** Connecticut General Statutes  
P.A. 21-199 Section 3  
10-221r Advanced placement course program. Guidelines.  
District Guidance for Developing an Advanced Course Participation Policy

Policy adopted:

GROTON PUBLIC SCHOOLS  
Groton, Connecticut

## Regulation

### Advanced Courses or Programs

#### Procedures/Criteria

An emphasis on equity must include a focus on increasing student access to rigorous learning opportunities to assist all students in preparing for success after high school. The following District and school-level principles will contribute to fostering greater equity in student participation in advanced courses or programs:

1. Provide a course sequence and foundation-building in earlier grades, ensuring high expectations for all students that makes later advanced coursework a viable option and accessible to all;
2. Create access points to advanced courses and programs allowing students to access these programs throughout their high-school experience;
3. Use multiple methods by which a student may enroll, including but not limited to:
  - a. Consider student strengths, interests, and motivation;
  - b. Encouragement and support of students can come from, but not limited, to parents, teachers, administrators, school counselors, or other school personnel;
  - c. Enrollment not exclusively based on a student's prior academic performance;
  - d. Monitor student performance, including growth over time;
4. Offer a robust set of student supports, including tutoring and/or mentoring, access to technology, access to enrichment opportunities, as well as support from school counselors, that help all students succeed in advanced courses or programs.
5. Publish and disseminate materials that encourage all students to participate in advanced courses and programs and providing these materials in multiple languages.
6. Provide a foundation of rigor, relevance, and high expectations through IB Middle Years Program for all students in grades 6-10, so students are prepared to take high level courses at the high schools.

High school students willing to accept the challenge of a rigorous academic curriculum shall be admitted to an advanced course or program as defined in this policy. Students who have successfully completed the prerequisite course work or have otherwise demonstrated mastery of the prerequisite content knowledge.

District administrators and guidance counselors shall advise students and parents/guardians of the opportunity to participate in advanced courses or programs as defined in this policy. When students' success plans are prepared and revised, the academic component shall include appropriate preparatory courses and advanced course and program participation. Teachers shall also encourage students to take challenging courses.

The Board seeks an equitable course enrollment. Therefore, multiple measures must be used to identify students for advanced coursework so that no single measure excludes their participation.

Advanced courses or programs must comply with applicable District policies and state standards, and this policy must be in accordance with CSDE.

The Superintendent or his/her designee shall ensure that all students have access to these rigorous courses based on this policy.

Regulation adopted:

GROTON PUBLIC SCHOOLS  
Groton, Connecticut

**Instruction****Challenging Curriculum Policy for Middle Years**

The Board of Education (Board) believes academically advanced courses and/or programs are designed to motivate students to understand rigorous content. The Board recognizes its responsibility to identify these students in Middle Years (6-9), in compliance with Section 5 of P.A. 21-199, and to provide them with appropriate instructional adaptations and services. Any student who is capable of or is highly motivated and wishes to do advanced course work or take an accelerated course or program, as detailed in this policy should be permitted to do so in their Middle Years.

An advanced course or program as defined in this policy means an honors class such as Honors Algebra I in the 8<sup>th</sup> grade, and the International Baccalaureate Middle Years Programme (IBMYP) which all students in grades 6 through 10 participate in, as offered by the Board. Such courses or programs are specifically designed to extend, enrich, and/or accelerate the standard school program to meet the needs of District students.

The Board's goal is to create a culture of deliberate excellence through its commitment to all students in these Middle Years by providing the IBMYP as it prepares students for high level, rigorous curriculum and instruction in their future grades. The Board desires to nurture potential in all students and to challenge all students through differentiation and responsive instruction. The needs of all students including high potential learners will be equitability addressed across all populations.

In compliance with Section 5 of P.A. 21-199, the Board adopts this "challenging curriculum policy" aligned with State Department of Education (SDE) guidance. This policy includes regulations, as required criteria for the identification of students in their Middle Years who may be eligible, interested, and motivated to take or enroll in an advanced course or program. Consider appropriate programming for students identified as gifted, as per policy #6172.1, "Gifted and Talented Students."

Students taking high school credit courses in the middle school are required to meet all expectations for earning course credit applicable to meeting high school graduation requirements.

**Criteria**

For purposes of this policy these are students who are capable, highly motivated, or wish to participate in advanced courses and should be encouraged to enroll in these programs.

The Superintendent or his/her designee will develop procedures for an ongoing identification process that includes multiple measures to identify student strengths in intellectual ability, creativity or a specific academic area. The identification process shall include consideration of all students including those who are English language learners and those with Individualized Education Plans or 504 Plans.

Legal Reference:           Connecticut General Statutes  
                                  P.A. 21-199 Section 5  
                                  10-221r Advanced placement course program. Guidelines.  
                                  District Guidance for Developing an Advanced Course Participation Policy

Policy Adopted:

GROTON PUBLIC SCHOOLS  
Groton, Connecticut

**Instruction****Challenging Curriculum Regulations (Criteria for Identification of Eligible Middle Years Students)****Procedures/Criteria**

The following District and School-level principles will encourage students who are capable, highly motivated, and/or wish to participate in advanced courses to enroll in these programs.

1. Provide a course sequence and foundation-building in earlier grades, ensuring high expectations for all students that makes later advanced coursework a viable option and accessible to all;
2. Create multiple access points to advanced courses and programs allowing students to access these programs throughout their middle school experience;
3. Use multiple methods by which a student may enroll, including but not limited to:
  - a. Consider student strengths, interests, and motivation;
  - b. Encouragement and support of students can come from, but not limited, to parents, teachers, administrators, school counselors, or other school personnel;
  - c. Enrollment not exclusively based on a student's prior academic performance;
  - d. Monitor student performance, including growth over time;
4. Offer a robust set of student supports, including tutoring and/or mentoring, access to technology, access to enrichment opportunities, as well as support from school counselors, that help all students succeed in advanced courses or programs.
5. Publish and disseminate materials that encourage all students to participate in advanced courses and programs and provide these materials in multiple languages.
6. Provide a foundation of rigor, relevance, and high expectations through IB Middle Years Program for all students in Middle Years, so students are prepared to take high level classes.

**Identification Process**

Middle school students willing to accept the challenge of a rigorous academic curriculum shall be admitted to an advanced course or program as defined in this policy. Students who have successfully completed the prerequisite course work or have otherwise demonstrated mastery of the prerequisite content knowledge.

District administrators and school counselors shall advise students and parents/guardians of the opportunity to participate in advanced courses or programs as defined in policy P 6141.52. When students' success plans are prepared and revised, the academic component shall include appropriate preparatory courses and advanced course and program participation. Teachers shall also encourage students to take challenging courses.

The Board seeks equitable course enrollment. Therefore, multiple measures must be used to identify students for advanced coursework so that no single measure excludes their participation.

The Superintendent or his/her designee is directed to develop and document appropriate curricular and instructional modifications and/or programs for such identified students, in their Middle Years, indicating content, process, products, and learning environments.

**Challenging Curriculum Policy – cont.**

**Academic Plan**

The plan, developed with the assistance of parents/guardians and with the advice and recommendations of school personnel, shall be reviewed annually. The plan is to include a list of courses and learning activities/programs in which the student will engage during the Middle Years.

The student's academic plan must be designed to enroll the identified student in one or more advanced courses or programs and allow the student to earn high school credit or result in career readiness.

The academic plan may be aligned with the following:

1. the courses or programs currently offered by the Board of Education;
2. the student's student success plan;
3. the high school graduation requirements established in state law; and
4. any other Board-adopted policies or standards relating to student enrollment eligibility for advanced courses or programs.

A student or his or her parent/guardian have the right to decline the implementation of the provisions of the academic plan.

Legal Reference: Connecticut General Statutes  
P.A. 21-199 Section 5  
10-221r Advanced placement course program. Guidelines.  
District Guidance for Developing an Advanced Course Participation Policy

**GROTON BOARD OF EDUCATION  
2023 MEETING SCHEDULE**

Finance/Facilities Com. 6:00 p.m. CO, Room 11 (1 <sup>st</sup> Tuesday of Month)	Policy Committee 5:00 p.m. CO, Room 5 (2 <sup>nd</sup> Tuesday of Month)	Curriculum Committee 5:00 p.m. CO, Room 4 (3 <sup>rd</sup> Monday of Month)	Communications Committee 5:00 p.m. CO, Room 4 (4 <sup>th</sup> Monday of the Month)	Committee of the Whole 6:00 p.m. CO, Room 11 (2 <sup>nd</sup> & 3 <sup>rd</sup> Monday of Month)	Regular Meeting 6:00 p.m. Town Hall Annex, CR 1 (4 <sup>th</sup> Monday of Month)
January 3	January 10	January 17 (Tuesday)	January 23	January 9 January 17 (Tuesday)	January 23
February 7	February 14	February 22 (Wednesday)	February 27	February 13 February 22 (Wednesday)	February 27
March 7	March 14	March 20	March 27	March 13, March 20	March 27
April 4	April 11	April 17	April 24	April 10 (Spring Break) April 17	April 24
May 2	May 9	May 15	May 22	May 8, May 15	May 22 (venue FHS)
June 6	June 13	June 19	June 26	June 12, June 19	June 26
July (no meeting)	July (no meeting)	July 17	July 24	July 10, July 17	July 24
August 1	August 8	August 21	August 28	August 14, August 21	August 28
September 5	September 12	September 18	September 25	September 11, September 18	September 25
October 3	October 10	October 16	October 23	October 10 (Tuesday) October 16	October 23
November 7	November 14	November 20	November 27	November 13, November 20	November 27
December 5	December 12	December 18	December 11 (2 <sup>nd</sup> Monday)	December 4 (1 <sup>st</sup> Monday)	December 11 (2 <sup>nd</sup> Monday)

**For Information Only:**

- Groton Scholarship Fund - meets the 1<sup>st</sup> Wednesday of the month @ 5:00 p.m.
- LEARN Board of Directors - meets the 2<sup>nd</sup> Thursday of the month @ 9:00 a.m.

## PREFERRED MAXIMUM CLASS SIZE GUIDELINES

<u>ACADEMIC</u>	<u>PREFERRED MAXIMUM CLASS SIZE</u>
Kindergarten – 1	20
Grades 2-3	23
Grades 4-12	25
Remedial Self-Contained 6-12	14
Remedial Individual/Small Group	40 (total teacher load)
<u>SPECIAL AREAS</u>	
Technology Education (9-12)	20
Culinary Arts (9-12)	16
General Music (K-12)	25
Art (9-12)	20
Physical Education (6-12)	30
<u>PUPIL – TEACHER RATIOS FOR SUPPORT PERSONNEL</u>	
Guidance Counselors	200:1
Library/Media Specialist	500:1
Special Education:	
Self-contained	12:1
Resource Room	20:1

Groton Public Schools  
 Cost to support Food Nutrition Program

		Cost to cover meals for Reduced Cost Students					
Meal	School	Reduced Price	Anticipated # of reduced price students	Cost assuming 100% participation for entire school year	Cost assuming 100% participation 60% of school year	Anticipated participation	Cost assuming anticipated participation 60% of school year
Breakfast	Elementary	\$ 0.30	84	\$ 4,561.20	\$ 2,746.80	40%	\$ 1,098.72
Breakfast	Secondary	\$ 0.30	90	\$ 4,887.00	\$ 2,943.00	40%	\$ 1,177.20
Lunch	Elementary	\$ 0.40	84	\$ 6,081.60	\$ 3,662.40	75%	\$ 2,746.80
Lunch	Secondary	\$ 0.40	90	\$ 6,516.00	\$ 3,924.00	75%	\$ 2,943.00
				\$ 22,045.80	\$ 13,276.20		\$ 7,965.72