


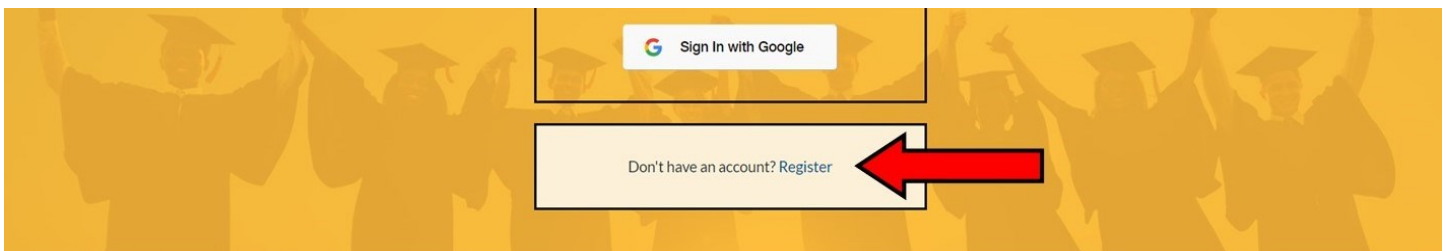


Attention students: You can now register at **CaliforniaColleges.edu** and have full access to college applications, FAFSA, and other financial aid resources! Simply head over to the website at CaliforniaColleges.edu and create your account using the following information!

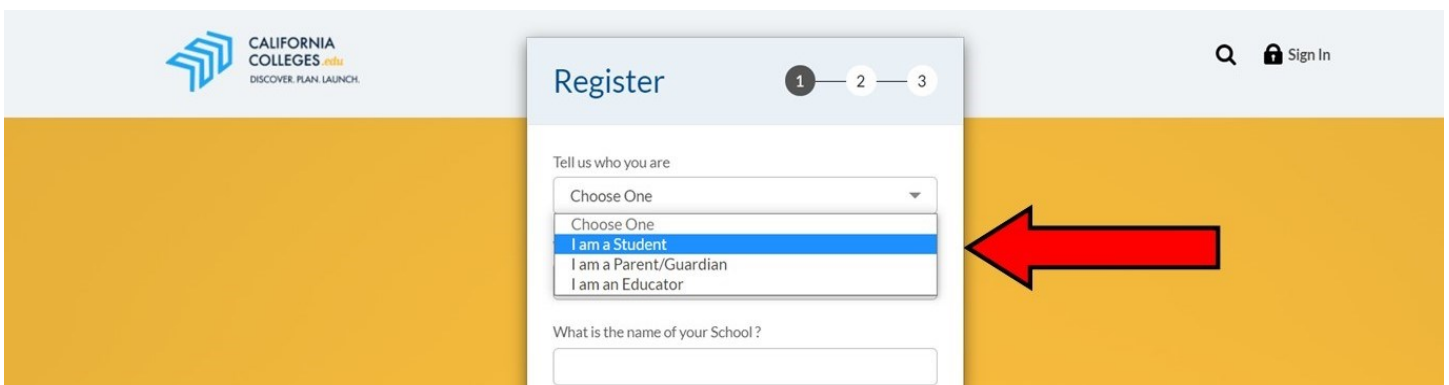
Step 1: Click the 'sign in' button on the top right corner of the website.



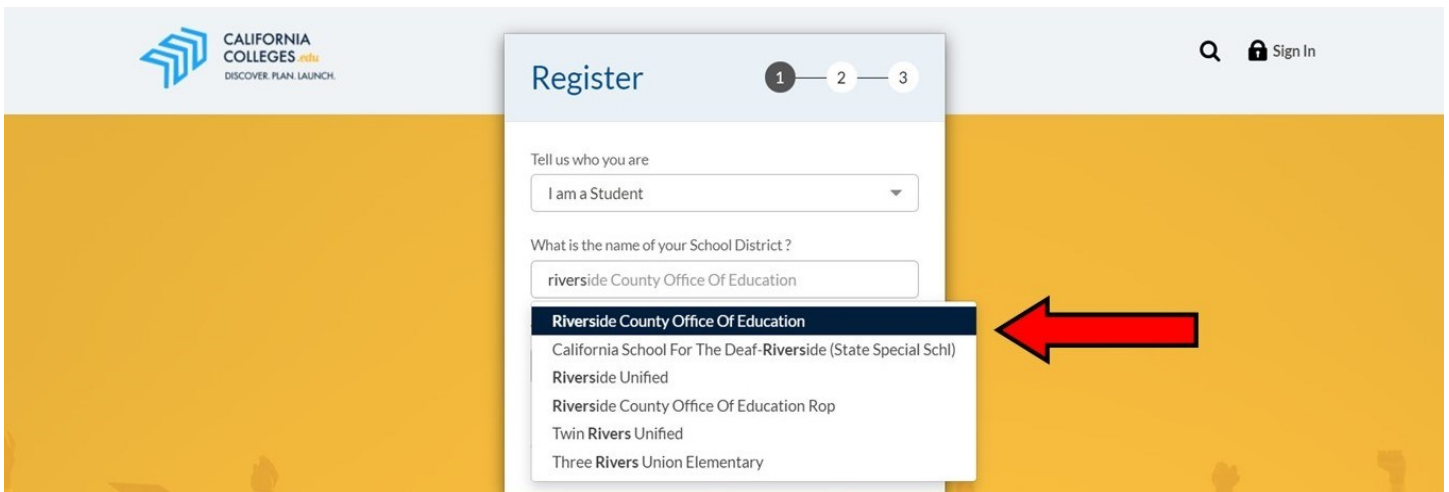
Step 2: Click 'register' at the bottom of the screen.



Step 3: Select 'I am a student' from the drop down menu.

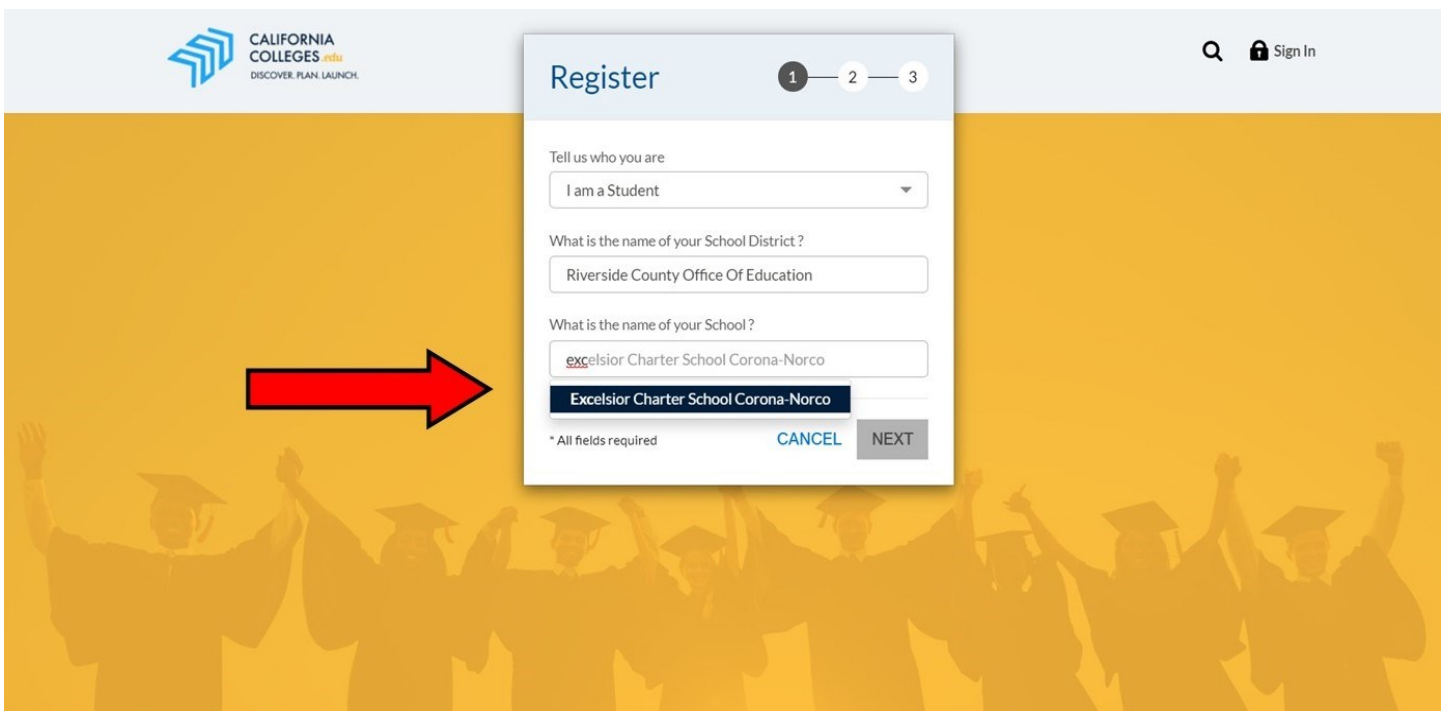


Step 4: Type 'Riverside County Office of Education' into the box and select the appropriate district.



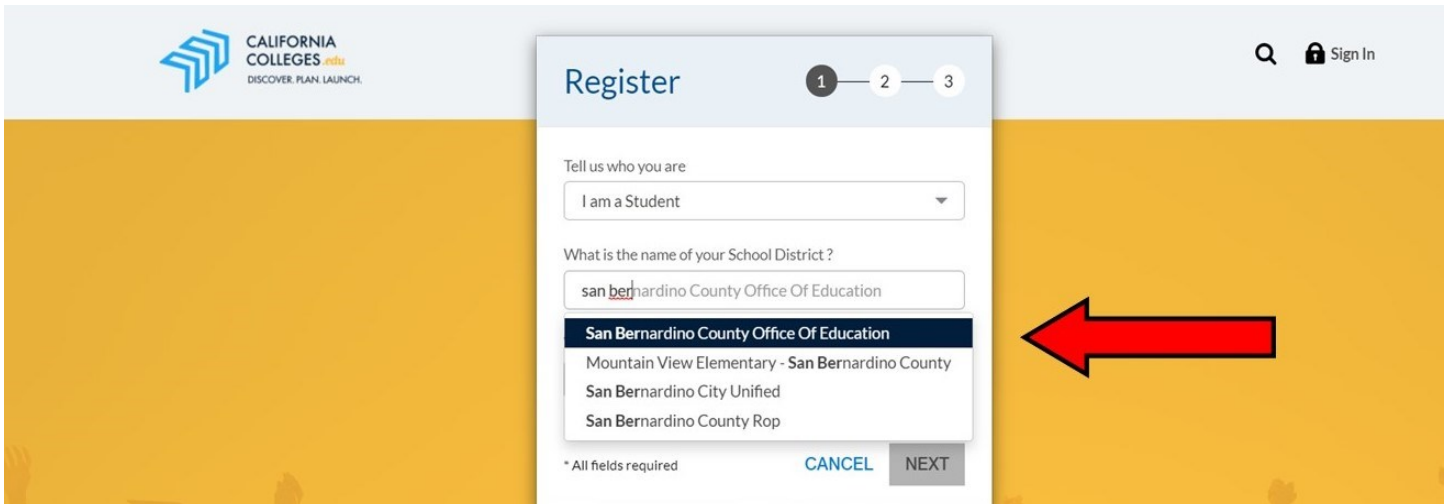
The screenshot shows the 'Register' form on the California Colleges website. The form is titled 'Register' and has a progress indicator with steps 1, 2, and 3. Step 1 is active. The form asks 'Tell us who you are' with a dropdown menu set to 'I am a Student'. Below that, it asks 'What is the name of your School District?' with a text input field containing 'riverside County Office Of Education'. A dropdown menu is open, showing a list of school districts. The first option, 'Riverside County Office Of Education', is highlighted in blue. A red arrow points to this option. Other options in the list include 'California School For The Deaf-Riverside (State Special Schl)', 'Riverside Unified', 'Riverside County Office Of Education Rop', 'Twin Rivers Unified', and 'Three Rivers Union Elementary'. The background of the page is yellow with silhouettes of graduates.

Step 5: Type 'Excelsior Charter School' into the box and select the appropriate school from the drop down selections.



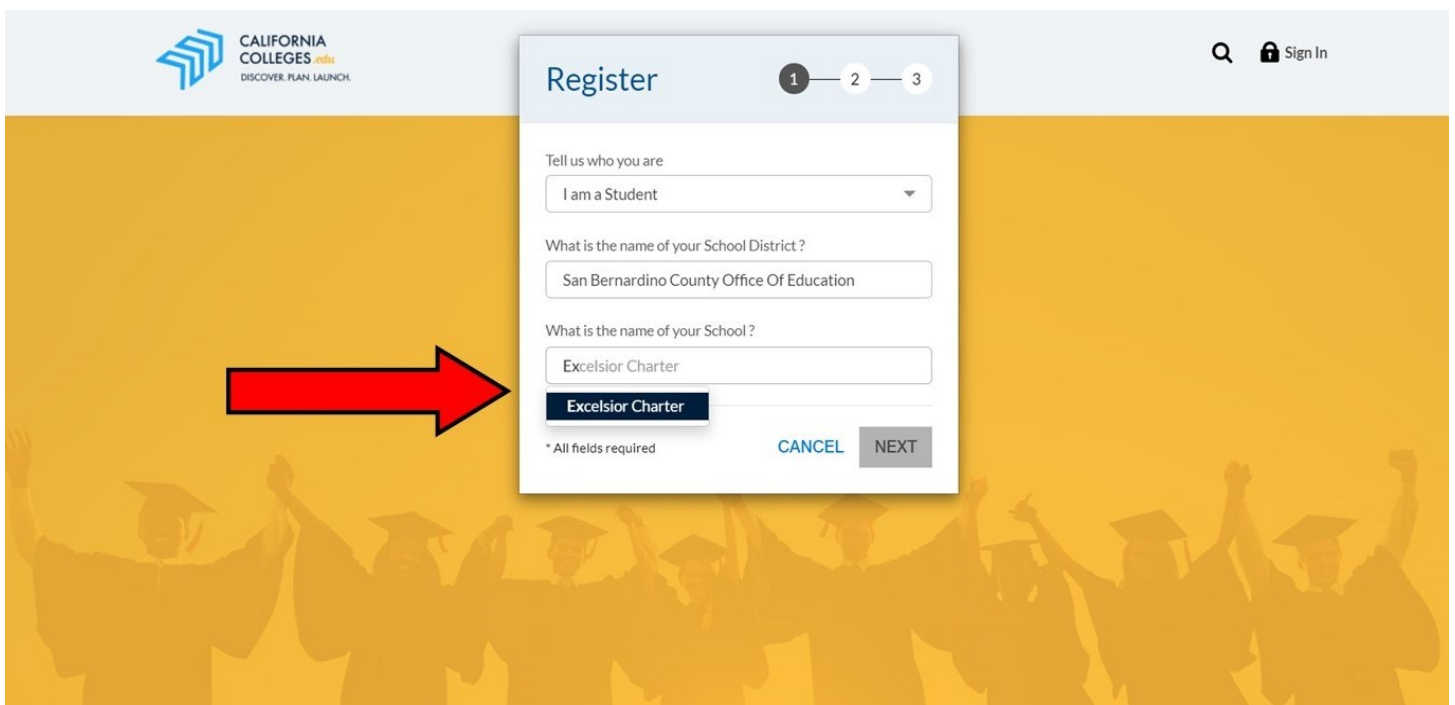
The screenshot shows the 'Register' form on the California Colleges website. The form is titled 'Register' and has a progress indicator with steps 1, 2, and 3. Step 1 is active. The form asks 'Tell us who you are' with a dropdown menu set to 'I am a Student'. Below that, it asks 'What is the name of your School District?' with a text input field containing 'Riverside County Office Of Education'. Below that, it asks 'What is the name of your School?' with a text input field containing 'excelsior Charter School Corona-Norco'. A dropdown menu is open, showing a list of school names. The first option, 'Excelsior Charter School Corona-Norco', is highlighted in blue. A red arrow points to this option. At the bottom of the form, there is a note '* All fields required' and two buttons: 'CANCEL' and 'NEXT'. The background of the page is yellow with silhouettes of graduates.

Step 4: Type 'San Bernardino' into the box and select the appropriate district.



The screenshot shows the 'Register' form on the California Colleges website. The form is titled 'Register' and has a progress indicator with steps 1, 2, and 3. Step 1 is active. The form asks 'Tell us who you are' with a dropdown menu set to 'I am a Student'. Below that, it asks 'What is the name of your School District?' with a text input field containing 'san bernardino County Office Of Education'. A dropdown menu is open, showing the following options: 'San Bernardino County Office Of Education' (highlighted), 'Mountain View Elementary - San Bernardino County', 'San Bernardino City Unified', and 'San Bernardino County Rop'. A red arrow points to the highlighted option. At the bottom of the form, there is a note '* All fields required' and two buttons: 'CANCEL' and 'NEXT'.

Step 5: Type 'Excelsior Charter' into the box and select the appropriate school from the drop down selections.



The screenshot shows the 'Register' form on the California Colleges website. The form is titled 'Register' and has a progress indicator with steps 1, 2, and 3. Step 2 is active. The form asks 'What is the name of your School District?' with a text input field containing 'San Bernardino County Office Of Education'. Below that, it asks 'What is the name of your School?' with a text input field containing 'Excelsior Charter'. A dropdown menu is open, showing the following options: 'Excelsior Charter' (highlighted). A red arrow points to the highlighted option. At the bottom of the form, there is a note '* All fields required' and two buttons: 'CANCEL' and 'NEXT'.

Step 5: Type your Excelsior ID number into the box on the top, followed by your birthdate into the box on the bottom. Click Next.

CALIFORNIA COLLEGES edu
DISCOVER. PLAN. LAUNCH.

Register 1 — 2 — 3

Student Information

Student ID

Date of Birth

* All fields required

BACK NEXT

Step 5: Enter you email address into the two boxes before selecting a password that you'll be able to remember and click Register.

CALIFORNIA COLLEGES edu
DISCOVER. PLAN. LAUNCH.

Register 1 — 2 — 3

Welcome

YOUR NAME HERE This is not my name

Sign Up with Google

Or

Email Address (This will be your Username)

Confirm Email Address

Create Password Show Passwords

Minimum of 9 characters. Cannot include your name or email. Cannot be a word found in the dictionary.

Confirm Password

* All fields required

BACK REGISTER