

# Start Time Committee

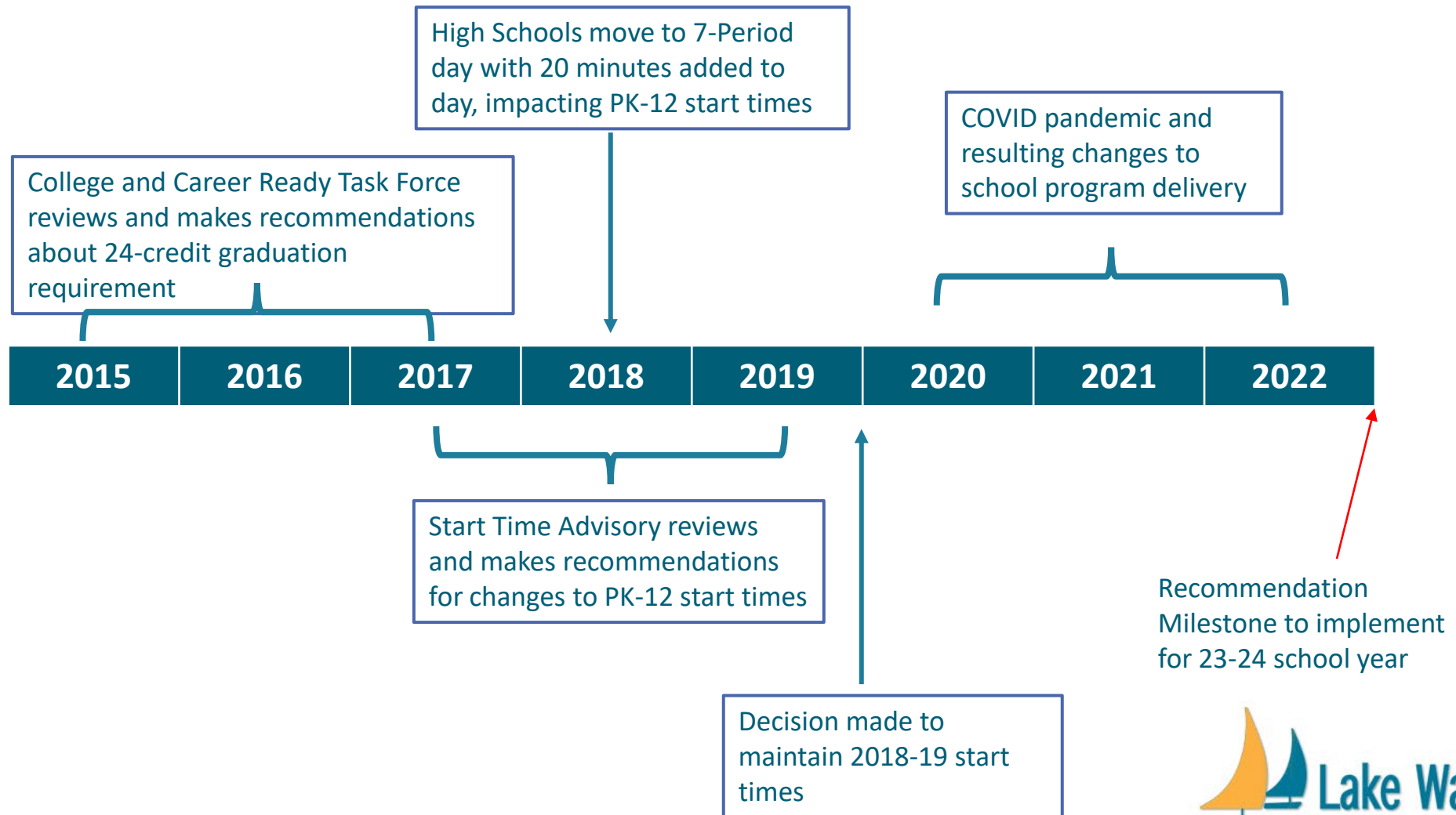
*Board Update*

October 17, 2022

# Purpose for This Evening

| Update           | Understand  | Share   |
|------------------|---|---|
| Progress to date | Develop shared understanding of interconnectedness of the variables | Discuss board values to establish parameters for committee work |

# School Start Times: Background



# Scope of Work

High School Start  
Time  $\geq$  8:00 AM

Preschool Start  
Time Earlier

# Meeting Schedule and Agenda Topics

- **Sept 22** – *Purpose, Scope of Work, Building Background*
- **Oct 6** – *Guiding Principles, Community Engagement, What If*
- Oct 27 – Developing Options, Impact / Interest Data
- Nov 10 – Developing Options, Data Collection
- Dec 1 – Evaluating Options, Data Review
- Dec 15 – Evaluating Options, Consensus
- Jan 12 – Makeup / Implementation Planning

# Big Themes from 2017-2018

| Interests   | HS    |          |         |
|---|-------|----------|---------|
|   | Staff | Students | Parents |
| • Have a later start time for high school students  |       |          |         |
| • Have a high school dismissal time that permits students to participate in after-school activities     |       |          |         |
| • Keep the start and dismissal times to as close to what they are currently                             |       |          |         |
| • Have an earlier rather than a later start time for elementary students                                |       |          |         |
| • Ensure times for elementary students accommodate childcare needs as well as family and work schedules |       |          |         |
| • Keep start and dismissal times that allow a reasonable commute time and family schedule for staff     |       |          |         |
| • Have an early start time for high school students   |       |          |         |

# Committee's Guiding Principles – *Work In Progress*

---

Fiscal Responsibility

---

Feasibility of Recommendations

---

Developmental Appropriateness

---

What is best for students

---

Equity

# Communication Strategies – *Committee Input*



Outreach to  
specific  
communities



Utilize in person  
and asynchronous  
modes



Multiple  
languages



Short, focused,  
targeted directly



Focus on creating  
awareness



Long timeline and  
early notice to  
families when  
change is made



# ThoughtExchange — *Early Community Input*

*What potential impacts of a change in school start times do you want to share with the committee to consider in this process?*



What if...

*Ideating*

# Transportation by the Numbers

- **30,100** September 2022 enrollment
  - **324** students with special education services on **37** busses
  - **6,936** regular education student riders on **61** busses
  - **278** students w/ specialized transportation from outside service providers (homeless, special education)
- **81** shuttles
  - 52 elementary band/orchestra
  - 25 Quest
  - 4 Choice
- **1,077** Metro passes issued
- **\$14.6** Million Annual Expenditures
  - **83%** state funded **\$12.1 million**
  - **17%** district funded **\$2.5 million**





## Mixing the Variables

- Tiers and Routes
- School Start and End Times
- Length of Student Day
- Alternative Transportation
- Change of Service Model

# Potential and Known Impacts of the Work

- Student health and well-being
- Routines and schedules
- Before and after school
  - Activities
  - Athletics
  - Meetings
  - Planning time
  - Jobs (student and parent)
- Teaching and learning
- Equity opportunities and challenges
- Financial implications
- Collective bargaining
- Traffic (roads and parking lots)

*A change in any variable causes intended and unintended impacts on others.*

*These are what the committee is working to understand as we begin to look at options.*

# Transportation Tiers and Routes

*Capacity for change of routes, tiers, and the labor pool.*



# Routes and Tiers

- Tier is a run for 1 school
- Route is multiple tiers done by same bus (AM and PM)
- Routes Create Efficiency
  - Maximize ridership
  - Allow multiple tiers per day
  - Minimize idle time of busses
  - Minimize empty bus transitions
  - Maximize labor (more hours)



# 1 Tier School District

|            | Route Length | Students / 60 = Busses | 7:45 AM | 8:00 AM | 8:30 AM | Start   |
|------------|--------------|------------------------|---------|---------|---------|---------|
| High       | 45 min       | 1600/60=27             | 27      |         |         | 8:45 AM |
| Middle     | 30 min       | 1200/60=20             | ↓       | 20      |         | 8:45 AM |
| Elementary | 15 min       | 2400/60=40             |         | ↓       | 40      | 8:45 AM |

27

47

87

**Total**




**Lake Washington**

School District



# Four Tier School District

|        | Route Time | # of buses | 6:45   | 7:00 | 7:15 | 7:30   | 7:45 | 8:00          | 8:15 | Start Time |
|--------|------------|------------|--|------|------|--------|------|---------------|------|------------|
| High   | 45         | 27         | Tier 1   |      |      |        |      |               |      | 7:40 a.m.  |
| Middle | 30         | 20         |  |      |      | Tier 2 |      |               |      | 8:10 a.m.  |
| Elem.  | 15         | 40         |  |      |      |        |      | Tier 3 Tier 4 |      |            |
| Total  |            |            | 27   |      |      | 20     |      | 20            | 20   |            |






# Comparison of Transportation Systems *(2019)*

| District   | Total Riders | 18-19 OSPI Enrollment | % Ridership | # of Buses |
|------------|--------------|-----------------------|-------------|------------|
| LWSD       | 8908         | 31264                 | 29%         | 94         |
| Bellevue   | 7263         | 21748                 | 33%         | 100        |
| Issaquah   | 8943         | 20961                 | 43%         | 131        |
| Northshore | 9177         | 23067                 | 40%         | 120        |
| Edmonds    | 7791         | 21364                 | 37%         | 137        |
| Kent       | 9617         | 27215                 | 35%         | 131        |
| Renton     | 4517         | 16334                 | 28%         | 89         |

# LWSD – 4.5-Tiered System

Total Routes = Largest Tier + Special Education

**\*93 Routes Needed**

|   | 6:30-7:00   | 7:00-8:00   | 8:00-9:00  | 9:00-9:20   |
|---|---|---|--|---|
| <b>High School/ICS/MS</b><br><i>45 minutes</i>        | 67 Buses – 1 Tier<br> |   |  |   |
| <b>Middle School</b><br><i>45 minutes</i>             |   | 63 buses- 1 Tier<br> |  |   |
| <b>Elementary School</b><br><i>15 minutes X 2</i>     |   |   | 63 Buses- 1 Tiers<br> | 28 Buses- 1 Tier<br> |
| <b>Special Education</b>                              | 26 Buses<br>        |   |  |   |
| <i>* Current routing is actually using 98 busses.</i> |   |   |  |   |

# Variable: Tiers, Routes, Labor

- Can we find efficiency within our current system?
- Are there ways to add or split tiers to create capacity?
- How many drivers can we add realistically?
  - Operational Cost
  - Capital Cost
    - Storage of busses
    - Number of busses.

# Start and End Times

*Changing the minimum start time and the maximum end time, lengthens the day and potentially creates additional flexibility between tiers.*

# Current Start Times

| Level      | Mon., Tues., Thurs., Fri. |              | Wed.        |              |
|------------|---------------------------|--------------|-------------|--------------|
|            | Start Time                | End Time     | Start Time  | End Time     |
| Preschool  | 10:00 & 1:30              | 12:30 & 4:00 | n/a         | n/a          |
| Head Start | 9:00 & 12:30              | 12:30 & 4:00 | n/a         | n/a          |
| Elementary | 8:50 – 9:20               | 3:20 – 3:50  | 8:50 – 9:20 | 1:50 – 2:20  |
| Middle     | 7:30 – 8:35               | 2:05 – 3:05  | 7:30 – 8:35 | 12:30 – 1:35 |
| High       | 7:30 – 8:00               | 2:20 – 2:50  | 7:30 – 8:00 | 12:50 – 1:20 |

# Start Times - Neighboring Districts *Elementary*

|                  | Lake Washington                              | Bellevue  | Issaquah       | Northshore  |
|------------------|--|---|----------------|---|
| <b>Start</b>     | 8:50 a.m. (11)<br>9:05 (2)<br>9:20 a.m. (19) | 8:00 a.m. (6)<br>8:05 a.m. (2)<br>8:40 a.m. (2)<br>9:00 a.m. (5)<br>9:05 a.m. (4) | 9:15 a.m. (16) | 9:00 a.m. (1)<br>9:05 a.m. (2)<br>9:10 a.m. (4)<br>9:15 a.m. (2)<br>9:20 a.m. (1)<br>9:25 a.m. (3)<br>9:30 a.m. (7) |
| <b>Dismissal</b> | 3:20 p.m. (11)<br>3:35 (2)<br>3:50 p.m. (19) | 2:30 p.m. (6)<br>2:35 p.m. (2)<br>3:10 p.m. (2)<br>3:30 p.m. (5)<br>3:35 p.m. (4) | 3:40 p.m. (16) | 3:30 p.m. (1)<br>3:35 p.m. (2)<br>3:40 p.m. (4)<br>3:45 p.m. (2)<br>3:50 p.m. (1)<br>3:55 p.m. (3)<br>4:00 p.m. (7) |

# Start Times - Neighboring Districts *Middle School*

|                  | Lake Washington   | Bellevue  | Issaquah                       | Northshore    |
|------------------|---|---|--------------------------------|---------------|
| <b>Start</b>     | 7:30 a.m. (2)<br>7:50 a.m. (1)<br>8:00 a.m. (2)<br>8:10 a.m. (2)<br>8:25 a.m. (1)<br>8:30 a.m. (1)<br>8:35 a.m. (3) | 7:45 a.m. (2)<br>8:15 a.m. (1)<br>8:30 a.m. (1)<br>8:38 a.m. (1)<br>8:45 a.m. (1) | 8:10 a.m. (5)<br>9:15 a.m. (1) | 8:00 a.m. (6) |
| <b>Dismissal</b> | 2:05 p.m. (2)<br>2:20 p.m. (1)<br>2:30 p.m. (2)<br>2:40 p.m. (2)<br>2:55 p.m. (1)<br>3:05 p.m. (4)                  | 2:30 p.m. (2)<br>3:00 p.m. (1)<br>3:30 p.m. (3)                                   | 2:35 p.m. (5)<br>3:40 p.m. (1) | 2:35 p.m. (6) |



# Start Times - Neighboring Districts *High School*

|                  | Lake Washington  | Bellevue                       | Issaquah  | Northshore   |
|------------------|--|--------------------------------|---|--|
| <b>Start</b>     | 7:30 a.m. (4)<br>7:50 a.m. (2)<br>8:00 a.m. (2)                  | 8:00 a.m. (5)<br>8:15 a.m. (1) | 8:00 a.m. (3)<br>8:50 a.m. (1)                  | 8:10 a.m. (1)<br>8:15 a.m. (3)<br>8:20 a.m. (2)                  |
| <b>Dismissal</b> | 2:05 p.m. (1)<br>2:20 p.m. (3)<br>2:40 p.m. (2)<br>2:50 p.m. (2) | 3:00 p.m. (5)<br>3:15 p.m. (1) | 2:55 p.m. (2)<br>2:52 p.m. (1)<br>3:50 p.m. (1) | 2:55 p.m. (1)<br>3:00 p.m. (1)<br>3:15 p.m. (3)<br>3:20 p.m. (1) |

# Start Times - Neighboring Districts *Preschool*

|                  | Lake Washington  | Bellevue   | Issaquah                | Northshore              |
|------------------|--|--|-------------------------|-------------------------|
| <b>Start</b>     | 9:00 a.m. (HS)<br>10:00 a.m. (PS)<br>12:30 p.m. (HS)<br>1:30 p.m. (PS) | 8:00 a.m.<br>9:00 a.m.<br>11:30 a.m.<br>12:30 p.m. | 9:15 a.m.<br>12:45 p.m. | 8:00 a.m.<br>11:45 a.m. |
| <b>Dismissal</b> | 12:30 p.m. (HS+PS)<br><b>4:00 p.m. (HS+PS)</b>                         | 11:00 a.m.<br>12:00 p.m.<br>2:30 p.m.<br>3:30 p.m. | 12:15 p.m.<br>3:40 p.m. | 10:30 a.m.<br>2:15 p.m. |

# Variable: Lower and Upper Limits

## What is too early?

- 7:30 AM lower limit currently?
  - HS are longer routes (45 min)
- Differs by age of student?
- Determines first tier start
- Impacts labor pool
- Traffic patterns

## What is too late?

- 4:00 PM upper limit?
  - Preschool Currently
- Differs by age of student?
- Determines last tier end
- Impacts labor pool
- Traffic patterns

# Length of Student Day

*Varying the length of the student day is a strategy other districts have used to create time within tiered systems for varied start times.*

# Required Instructional Days and Hours

## *State Minimum Requirements*

180-day School Year

Instructional Hours (*Can be met with 1,027 hour average for grades 1-12*)

- Kindergarten – 1,000 hours
- Grade 1-8 – 1,000 hours
- Grades 9-12 – 1,080 hours

Determined by student start and end times

- - lunch time
- - early release time
- - half days
- - late starts

References: RCWs 28A.150.203, 28A.150.205, 28A.150.220

# LWSD Average

- $\approx$  13 hours more average instructional hours than required minimum.

| Average Instructional Hours |              |
|-----------------------------|--------------|
| Grade 1                     | 1,019        |
| Grade 2                     | 1,019        |
| Grade 3                     | 1,019        |
| Grade 4                     | 1,019        |
| Grade 5                     | 1,019        |
| Grade 6                     | 1,019        |
| Grade 7                     | 1,019        |
| Grade 8                     | 1,019        |
| Grade 9                     | 1,082        |
| Grade 10                    | 1,082        |
| Grade 11                    | 1,082        |
| Grade 12                    | 1,082        |
| <b>LWSD Average</b>         | <b>1,040</b> |

# Neighboring Districts Length of School Day

| District        | Elem        | Middle      | High        |
|-----------------|-------------|-------------|-------------|
| Lake Washington | 6 hr 30 min | 6 hr 30 min | 6 hr 50 min |
| Bellevue        | 6 hr 30 min | 6 hr 50 min | 7 hr        |
| Issaquah        | 6 hr 25 min | 6 hr 25 min | 6 hr 55 min |
| Northshore      | 6 hr 30 min | 6 hr 35 min | 7 hr        |

*Represents Full day including lunch. Does not include early release schedule which many districts have one day per week*

# Schedule Implemented Fall 2018

| Level  | Start                   | End                     |
|--------|-------------------------|-------------------------|
| Pre    | 10:00 a.m.<br>1:30 p.m. | 12:30 p.m.<br>1:30 p.m. |
| HS     | 9:00 a.m.<br>12:30 p.m. | 12:30 p.m.<br>4:00 p.m. |
| Elem   | 8:50 a.m.<br>9:20 a.m.  | 3:20 p.m.<br>3:50 p.m.  |
| Middle | 8:00 a.m.<br>8:35 a.m.  | 2:30 p.m.<br>3:05 p.m.  |
| High   | 7:30 a.m.<br>8:00 a.m.  | 2:20 p.m.<br>2:50 p.m.  |

- Added 20 minutes per day to High School schedule.
- HS start times the same
- Elementary and Middle pushed start and end times by 20 minutes to accommodate the HS later dismissal



# Variable: Length of Student Day

- Collective Bargaining Agreements
  - Working conditions – student contact time
  - Planning time allocations before / within / after student day
- Family Schedules
- Instructional time
  - Potentially increases or decreases
- Late Start Weather Events
- Financial
- Alternative schedules?

# Alternative Transportation

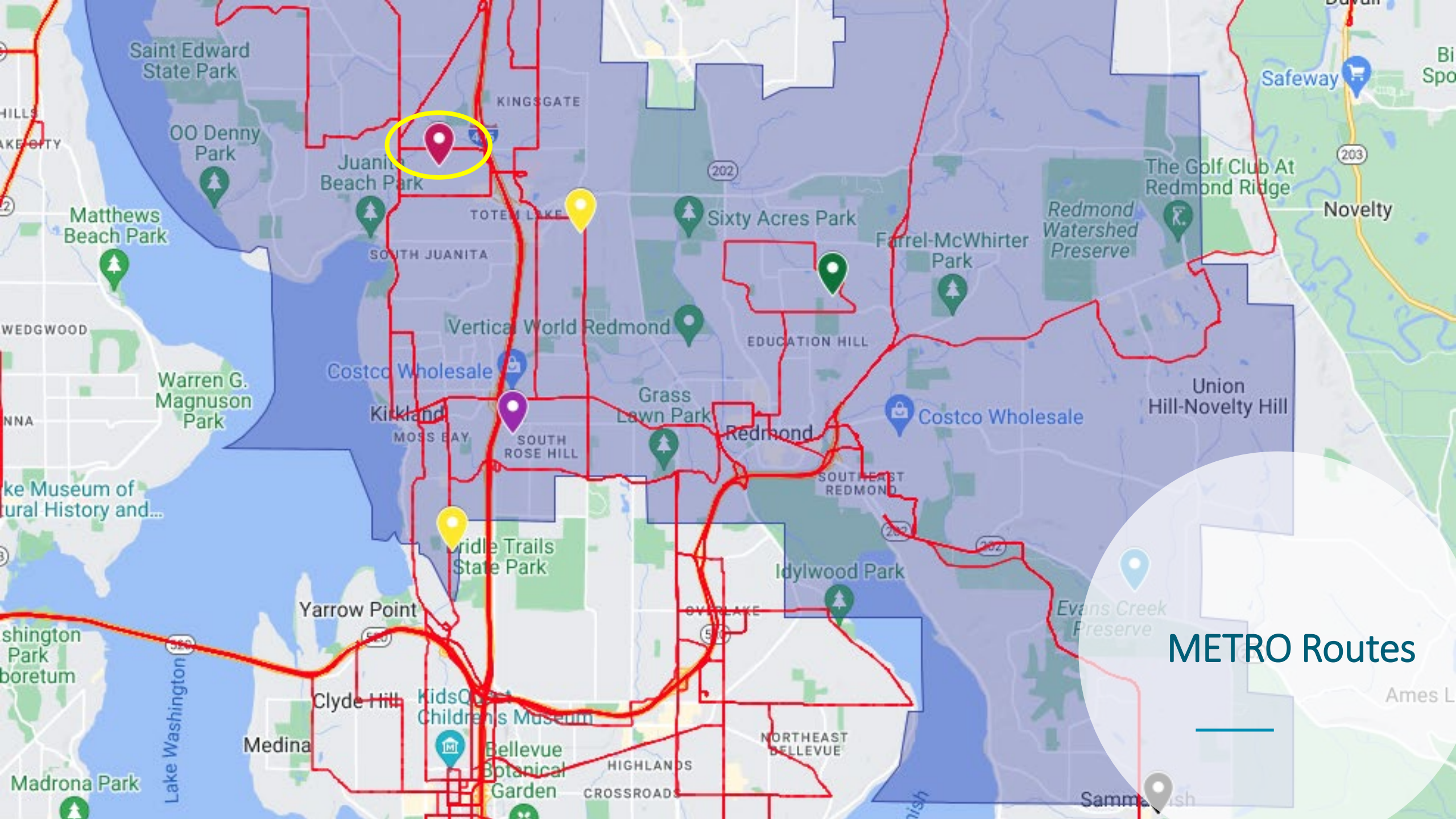
*Relying on outside sources to provide transportation for our students.*

# Alternate Providers — *Specialized Transportation Outsourced*

- Approximately **278** students daily
  - Students with special needs – *American Logistics Company (ALC)*
  - Students with McKinney Vento status - *Hop, Skip and Drive*
- Annual Cost Approximately:
  - Students w/ special needs- \$825,000
  - McKinney Vento- \$871,500

# Alternate Providers – *Metro Outsourced*

- Metro provided transportation for Lake Washington High School
  - Three routes part of Metro's regular service area
  - Two routes LWSD specific paid by the district \$198,000
  - Post pandemic route pressure
- Metro ORCA cards free for all students across the district
- Meeting w/ Metro representatives October 20
  - Juanita – Route 230 and 225
  - Redmond – Route 221, 250, 224
  - Eastlake – Route 269 (Sahalee Way)



METRO Routes



# Alternate Providers - *Other*

- Incentivize carpooling?
- Walking?
- Cycling?
- Charter?
- Vans for preschool transportation?
- Outsource a Tier? Preschool?
- Business partners?
- Other?

# Variable: Alternative Transportation

- Financial
- Collective Bargaining
- Schedules
- Congestion (Streets and Parking Lots)
- Weather events
- Service levels

# Service Levels

*Districts have created space in transportation schedules to accommodate start time changes by changing levels of service.*



# Administrative Procedures 6605P

- School districts are not actually required to provide student transportation to and from school except for selected students with disabilities. Most do though.
- Radius for bussing set at 1 mile in our procedure.
- If a district provides transportation, students may not be required to walk more than two miles.

# Lake Washington District Current Practice

## *Qualifying for Bus Service*

Outside one-mile  
radius

- Or unless no suggested walk routes exist
- And Students receiving Special Education services with need

Exceeding limits  
eligible for bus service.

- Elementary may walk up to one and a half miles
- Middle and high may walk up to two miles.

Hazardous criteria for  
determination of  
ridership

- Looked at annually, and if met, qualifies for funding through the state.

# Variable: Service Levels

- Financial implication
- Safety potentially
- Community expectation
- Does it create enough savings to help?
- Does it create inequities?
- Shuttles?

# Meeting Schedule and Agenda Topics

- **Sept 22** – *Purpose, Scope of Work, Building Background*
- **Oct 6** – *Guiding Principles, Community Engagement, What If*
- **Oct 27** – **Developing Options, Impact / Interest Data**
- Nov 10 – Developing Options, Data Collection
- Dec 1 – Evaluating Options, Data Review
- Dec 15 – Evaluating Options, Consensus
- Jan 12 – Makeup / Implementation Planning

# Questions?