



WheresTheBus™ Registration & User Guide

Westport Public School buses are now equipped with GPS technology that will allow its families to view the bus as it nears its stops through a program called WheresTheBus™

The WheresTheBus™ app lets you know precisely when your bus will arrive at your bus stop, providing up-to-the-minute arrival time and bus location information.

- Access WheresTheBus™ from any Internet enabled device (smartphone, tablet, PC, iPod).
- Apple iOS and Android apps are available.
- Avoid the weather and wait for the bus in the comfort of your own home.
- Eliminate the stress of rushing to the bus stop and wondering where the bus is.

The WheresTheBus™ app is now live. I encourage you to try this exciting new technology, as we continually strive to provide you with the best possible transportation service.

Below is a guide to help you set up and utilize this new application. Before you get started, make sure you have the following information:

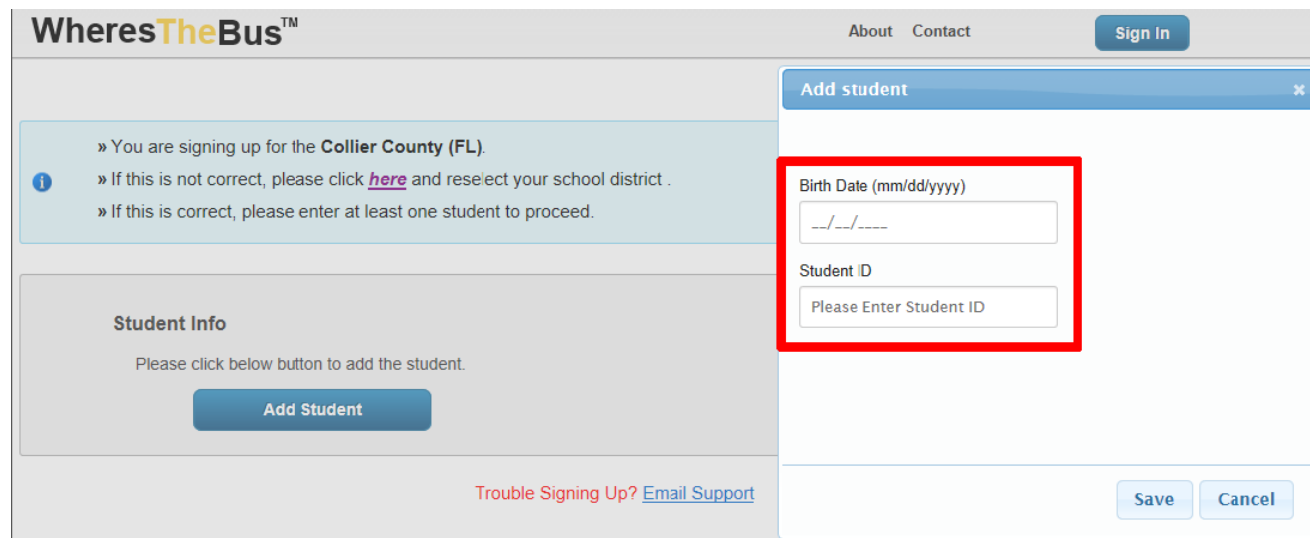

- Your child's Date of Birth as registered in their school
- Your child's ID Number. This number can be found by going on to the PowerSchool Parent Portal under your child's Demographic page

Once you have this information, you can begin the registration process.

Signing Up – App

The WheresTheBus App is available for download from the iOS App Store or the Android Google Play Store. It is also accessible from any device with browser access connected to the internet.






Access *WheresTheBus*TM (www.WheresTheBus.com)

- **Smartphone, Tablet, iPod (iOS or Android):** make sure to Add to Home Screen (see next section), to get immediate, one-touch access
- **PC Browser:** mark as a Favorite and remember password

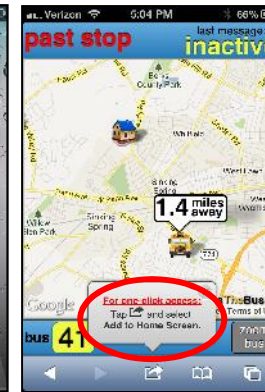
Enable one-touch access (web-app)

Setup is simple and important for when you are on the go (no login required).

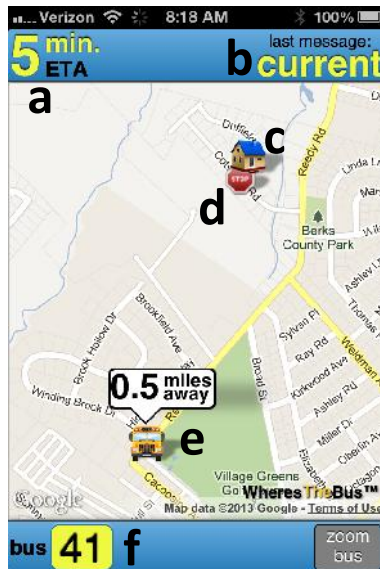
- 1) Log in at www.WheresTheBus.com
- 2) Touch  (for iOS) or Menu (for Android)
- 3) Select Add to Home Screen



Instant access



Easy setup



*WheresTheBus*TM Screen Overview

- Arrival Status:** Estimated time of arrival (ETA) is displayed when bus arrival time can be predicted. When a prediction is unavailable, use the bus location and distance from your stop.
- Last Message:** "current" is displayed when bus data has been received in the last minute. If updates are not received, the bus is likely stopped at a school or layover or inactive (no messages in the last 15 minutes).
- Your House:** represented by home icon.
- Your Bus Stop:** represented by stop sign icon.
- Bus Location & Distance:** represented by bus icon and distance.
- Bus #:** Click on the bus # to switch between buses (if multiple). If bus 36 were subbing for bus 41, it would be displayed as 36(41).

WPS Parent Help Desk does not manage the WheresTheBus™ app. Parent support questions can be emailed to support@wheresthebus.com directly from the app by clicking on the menu icon in the lower right, then click on email support.

