

# Drew Charter School COVID-19 Weekly Case Report (Week of Sep 17<sup>th</sup> – Sep 23<sup>rd</sup>)

Includes all cases reported to Drew during this 7-day timeframe

<b>Low</b>	Currently, the Covid-19 Community Level is <b>low</b> for both DeKalb and Fulton counties.
------------	--

COVID-19 Community Levels – Use the Highest Level that Applies to Your Community				
New COVID-19 Cases Per 100,000 people in the past 7 days	Indicators	Low	Medium	High
Fewer than 200	New COVID-19 admissions per 100,000 population (7-day total)	<10.0	10.0-19.9	≥20.0
	Percent of staffed inpatient beds occupied by COVID-19 patients (7-day average)	<10.0%	10.0-14.9%	≥15.0%
200 or more	New COVID-19 admissions per 100,000 population (7-day total)	NA	<10.0	≥10.0
	Percent of staffed inpatient beds occupied by COVID-19 patients (7-day average)	NA	<10.0%	≥10.0%

[COVID-19 Community Levels | CDC](#)

When Drew Charter School nurses are notified of a confirmed-positive COVID-19 case, they submit a form to the Atlanta Public Schools (APS) Health Services department and to the DeKalb Department of Public Health. When a positive case is reported amongst Drew students or staff or in an extra-curricular environment, COVID-19 protocols go into effect.

The summary below includes self-reported cases, presumptive positive cases and associated exposures reported in the last week among students and staff screened through on-campus drive-through testing or at Drew’s Elementary Academy or Junior/Senior Academy campus during the school week.

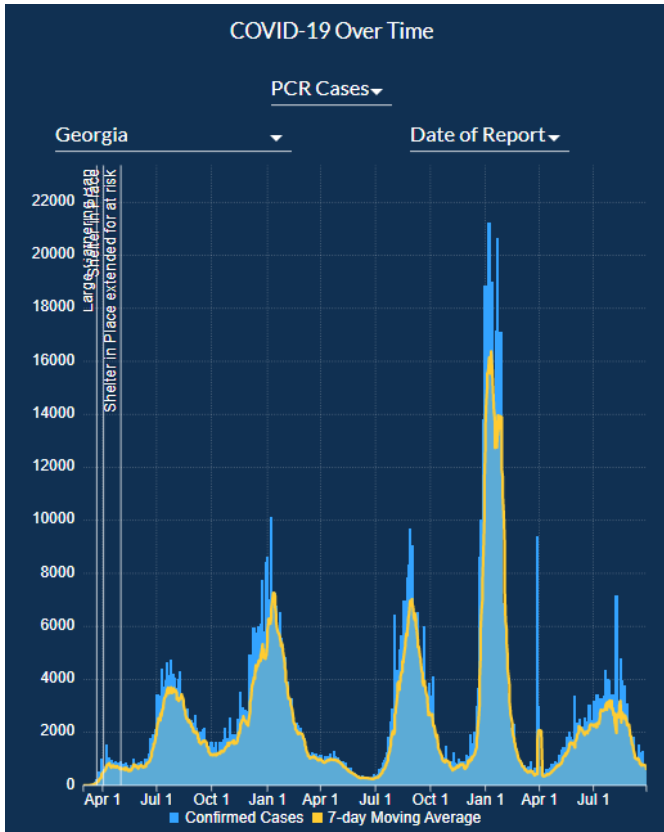
## Weekly COVID-19 Summary

	Positive Cases	Close Contacts		Total Tested
		Quarantined	Test to Stay	
Students	4	3	17	1599
Staff	1	0	1	333
<b>Total</b>	<b>5</b>	<b>3</b>	<b>18</b>	<b>1932</b>

*\*Includes students who were identified during contact tracing as having close contact with a student or staff member who has tested positive for COVID-19*

Note: A case is defined as an individual with a laboratory-confirmed COVID-19 positive from either antigen (rapid) or PCR (nasal swab) tests; external positive cases are self-reported. Exposures are the close contacts of cases from school and extracurricular settings. Exposures are aggregated from individual case reports and may not represent unique exposures.

**Georgia Department of Public Health Data – COVID-19 Over Time**



<https://dph.georgia.gov/covid-19-daily-status-report>

*\*Nearly 10K January cases added in early April from a large lab that didn't report them at the time.*

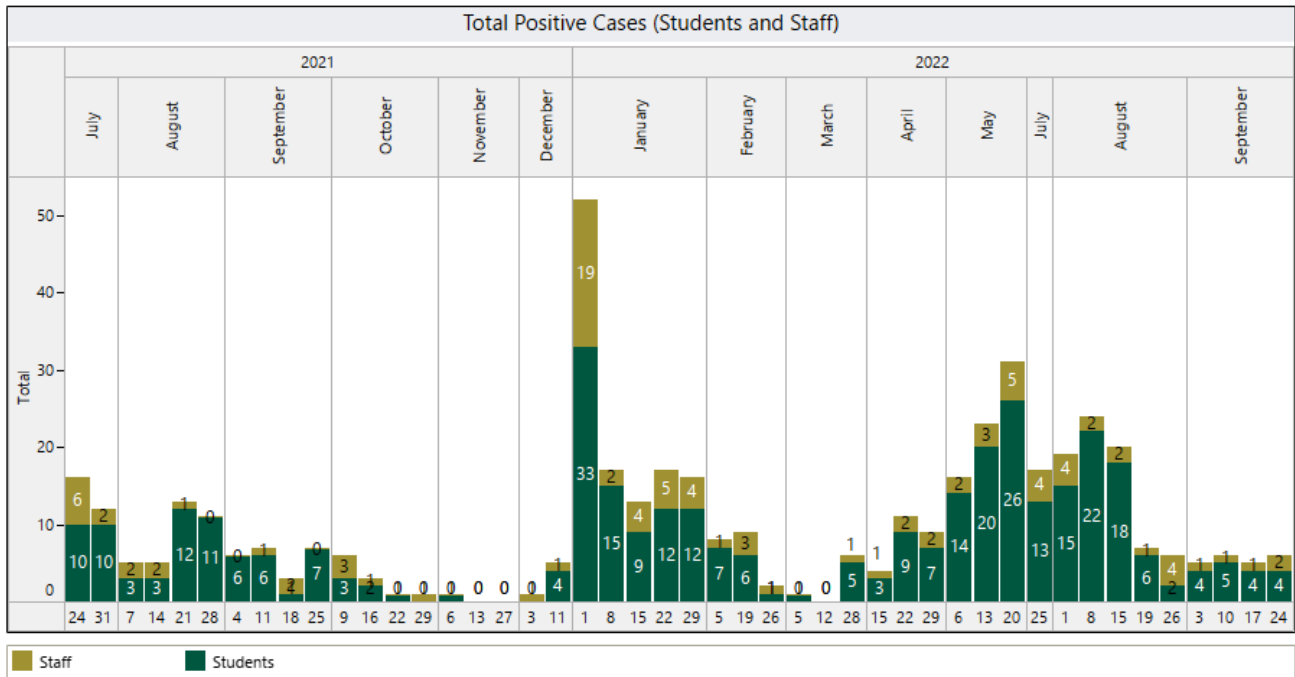
**Drew Vaccination Rates\***

School Campus	Vaccination Rate
Drew Elementary Academy	53%
Drew Junior/Senior Academy	55%
Drew Staff – Both Campuses	81%

*\*Last update from APS via GRITS was March 2022. Included individuals have received at least 2 doses in a two-dose series or one in a one dose series; eligible 5-18 year-old students included*

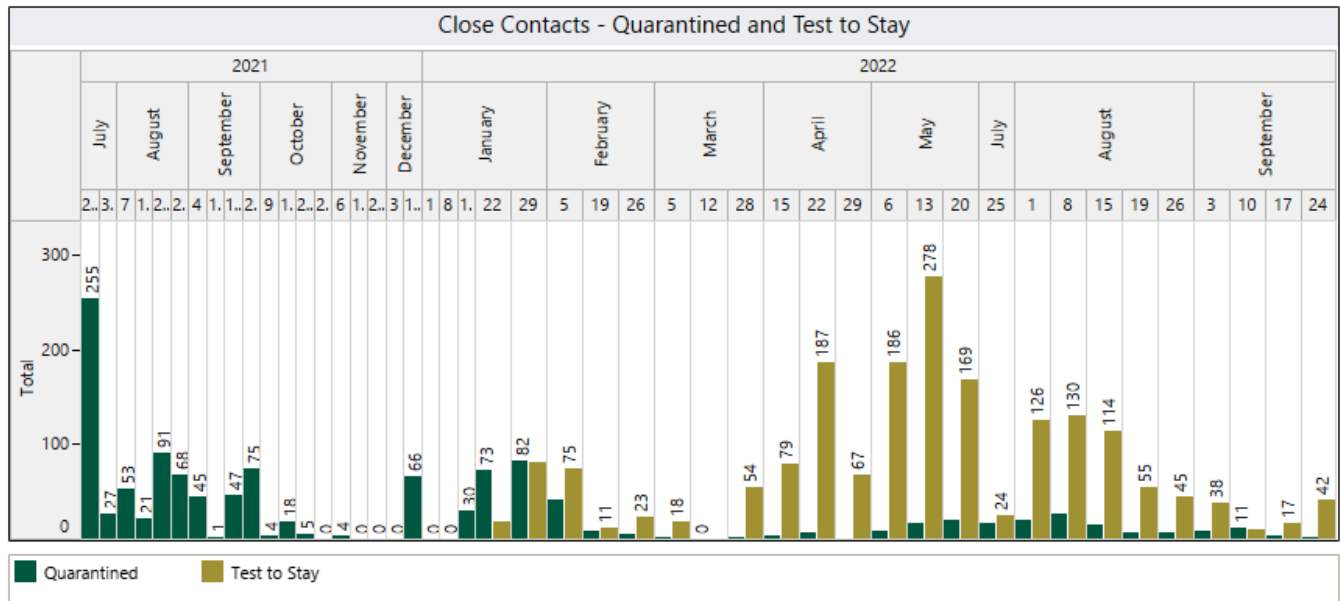
# Longitudinal Reporting (July 2021 – Present)

## Total Positive Cases



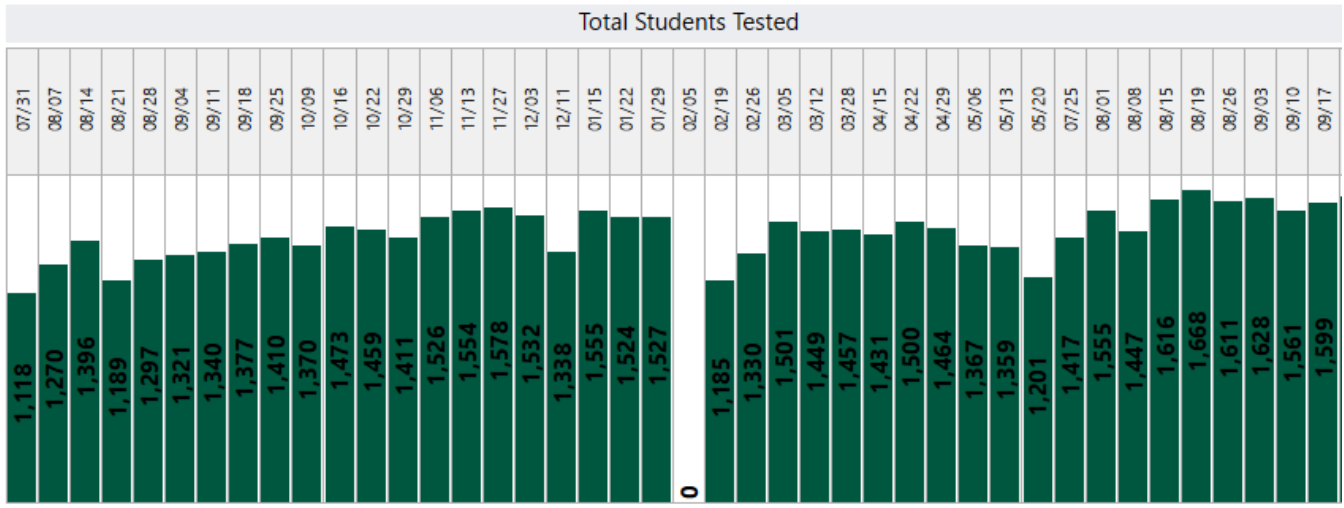
\*Non-school or virtual weeks excluded

## Total Students Identified as School-Based Close Contacts\*



\*Includes students who were identified during contact tracing as having close contact with a student or staff member who has tested positive for COVID-19; No students tested during virtual school week. Students who opted out of test to stay are included in the TTS totals.

## Total Students Tested



\* Non-school or virtual weeks excluded, Test Vendor changed to Viral Solutions in February 2022