



Haldane Central School District

Staff Survey

Spring 2022 School Climate Surveys



Report created by
Panorama Education



Summary

Topic Description

Professional Learning

Perceptions of the amount and quality of professional growth and learning opportunities available to faculty and staff.

School Climate

Perceptions of the overall social and learning climate of the school.

Staff-Leadership Relationships

Perceptions of faculty and staff relationships with school leaders.

43 responses



Professional Learning

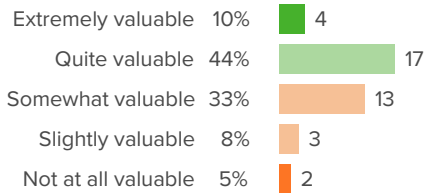
Your average

55% favorable

43 responses

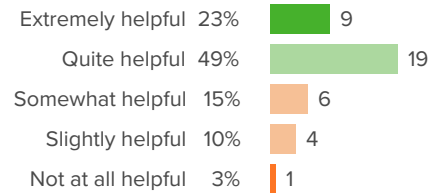
How did people respond?

Q.1: At your school, how valuable are the available professional development opportunities?



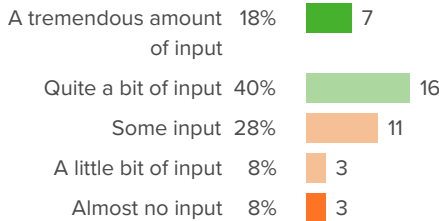
Favorable: **54%**

Q.2: How helpful are your colleagues' ideas for improving your work?



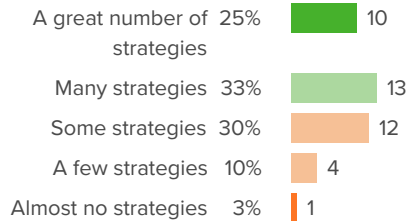
Favorable: **72%**

Q.3: How much input do you have into individualizing your own professional development opportunities?



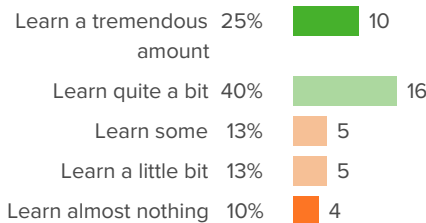
Favorable: **58%**

Q.4: Through working at your school, how many new strategies for your job have you learned?



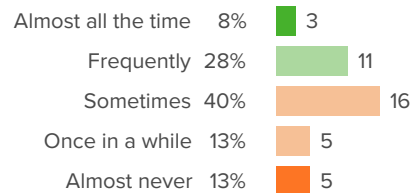
Favorable: **58%**

Q.5: Overall, how much do you learn from the leaders at your school?



Favorable: **65%**

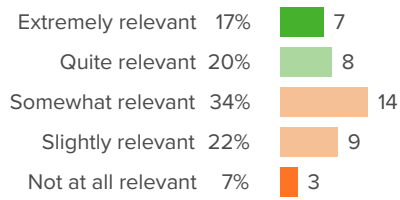
Q.6: How often do your professional development opportunities help you explore new ideas?



Favorable: **35%**

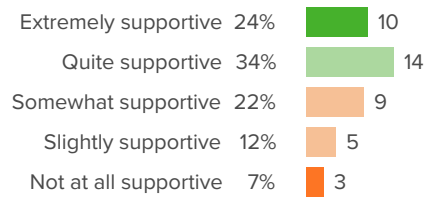


Q.7: How relevant have your professional development opportunities been to your work?



Favorable: **37%**

Q.8: Overall, how supportive has the school been of your professional growth?



Favorable: **59%**



School Climate

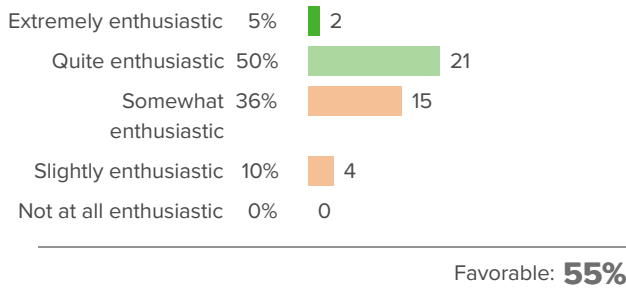
Your average

63% favorable

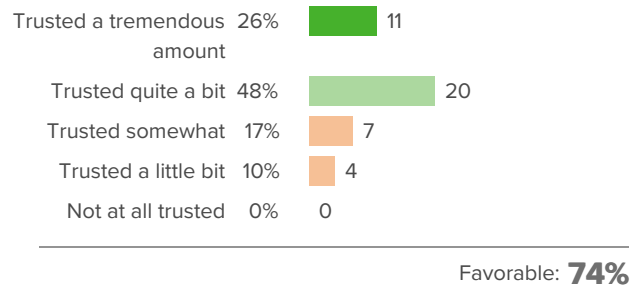
43 responses

How did people respond?

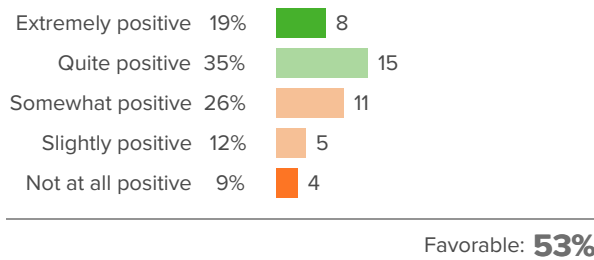
Q.1: On most days, how enthusiastic are the students about being at school?



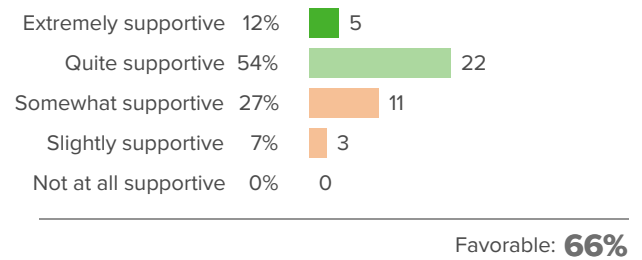
Q.2: To what extent are staff trusted to work in the way they think is best?



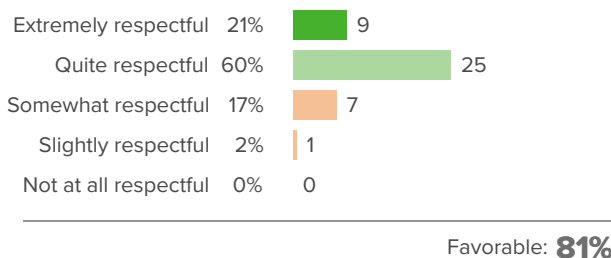
Q.3: How positive are the attitudes of your colleagues?



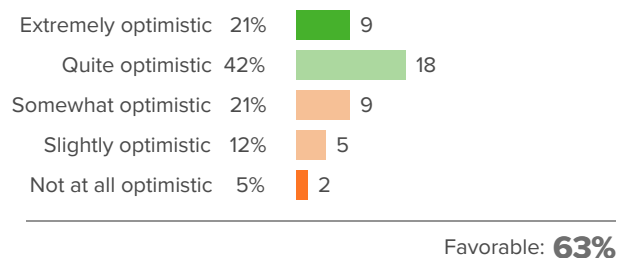
Q.4: How supportive are students in their interactions with each other?



Q.5: How respectful are the relationships between staff and students?

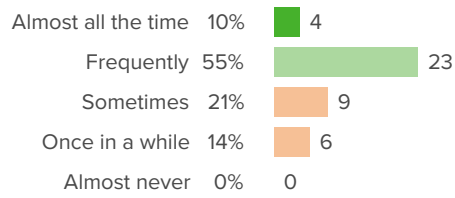


Q.6: How optimistic are you that your school will improve in the future?



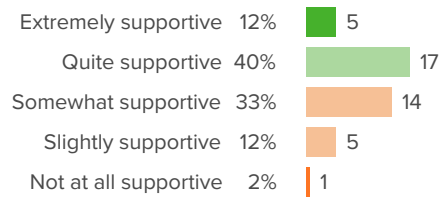


Q.7: How often do you see students helping each other without being prompted?



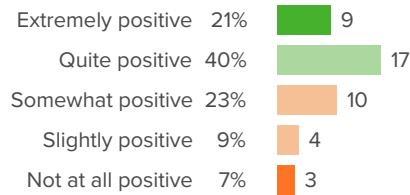
Favorable: **64%**

Q.8: When new initiatives are presented at your school, how supportive are your colleagues?



Favorable: **52%**

Q.9: Overall, how positive is the working environment at your school?



Favorable: **60%**



Staff-Leadership Relationships

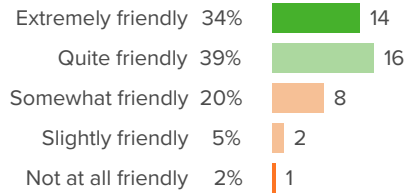
Your average

73% favorable

43 responses

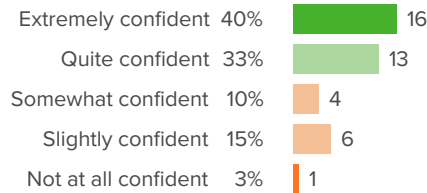
How did people respond?

Q.1: How friendly are your school leaders toward you?



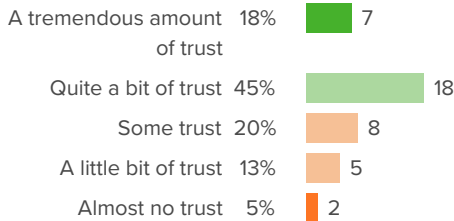
Favorable: **73%**

Q.2: How confident are you that your school leaders have the best interests of the school in mind?



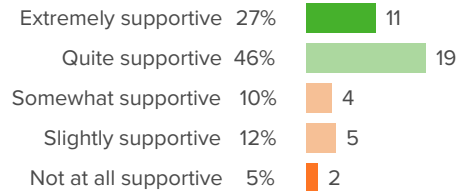
Favorable: **73%**

Q.3: How much trust exists between school leaders and staff?



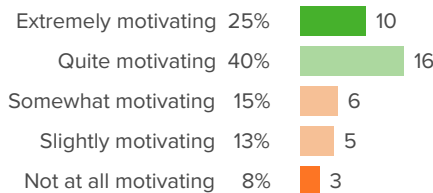
Favorable: **63%**

Q.4: When you face challenges at work, how supportive are your school leaders?



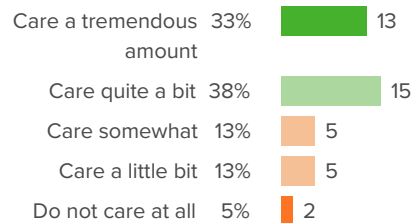
Favorable: **73%**

Q.5: At your school, how motivating do you find working with the leadership team?



Favorable: **65%**

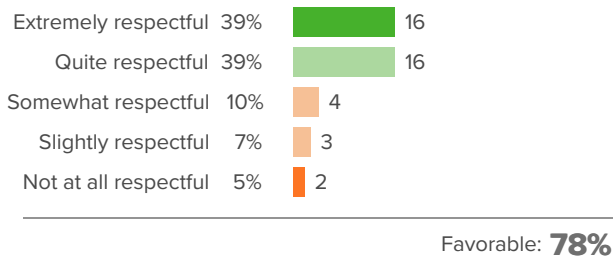
Q.6: How much do your school leaders care about you as an individual?



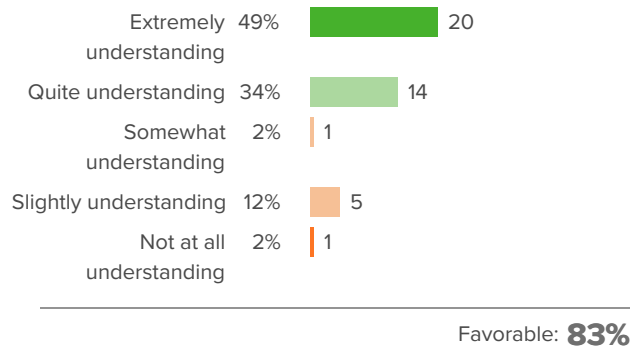
Favorable: **70%**



Q.7: How respectful are your school leaders towards you?



Q.8: When challenges arise in your personal life, how understanding are your school leaders?



Q.9: How fairly does the school leadership treat the staff?

