

Year: 2021

Grade: 10

Sex: All

Number of Students Surveyed: 9,378

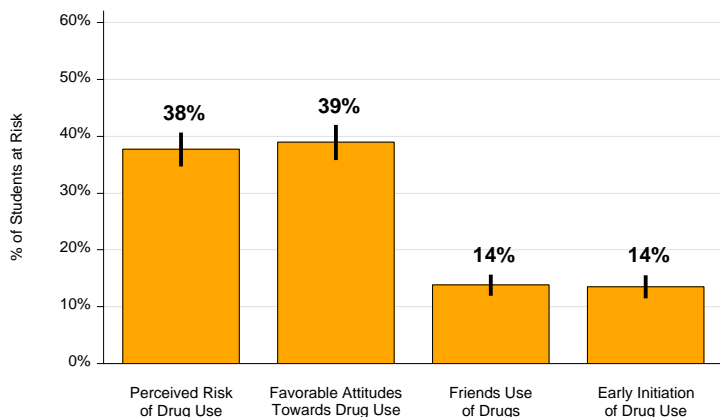
### Background:

- Researchers at the University of Washington (UW) developed a public health model for the prevention of youth substance use and misuse. They identified risk factors that predict youth substance use, and protective factors that can protect youth from the effects of those risks. Prevention strategies are designed to lower risk and increase protection.
- Each “factor” in the HYS is measured with two or more questions to include multiple dimensions of the risk or protective factor. The charts and tables below refer to the “percent of students at risk,” which is defined as the percent of students whose scores were above a risk cutpoint determined by UW researchers. We also report some of the individual questions.
- Risk factors in the **peer and individual domain** include attitudes youth have about substance use as well as the behaviors of their friends.

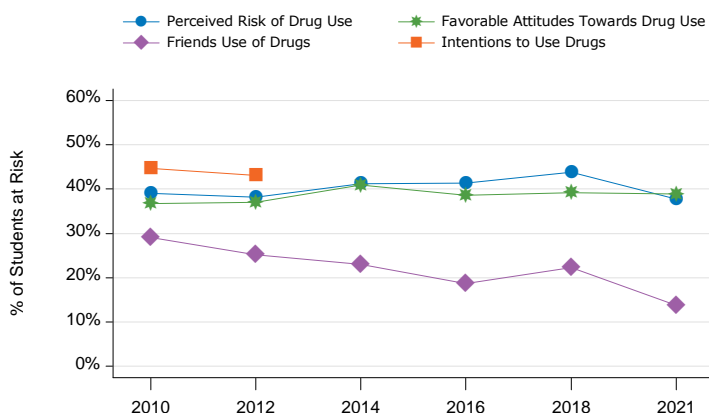
### For More Information:

- To learn more go to the Start Talking Now website: [www.StartTalkingNow.org](http://www.StartTalkingNow.org). To find out about prevention coalitions in your area and how to get involved, go to [https://www.theathenaforum.org/cpwi\\_coalitions](https://www.theathenaforum.org/cpwi_coalitions).
- For free guides on preventing alcohol and other drug use, visit the ADAI Clearinghouse <http://adaiclearinghouse.net> or call (206) 221-8325.
- For prevention tips and other online resources, visit [www.StartTalkingNow.org](http://www.StartTalkingNow.org) and [www.drugfree.org](http://www.drugfree.org).
- For 24 hour help for mental health, substance use and misuse, and problem gambling, call 1-866-789-1511 or visit [www.waRecoveryHelpLine.org](http://www.waRecoveryHelpLine.org).

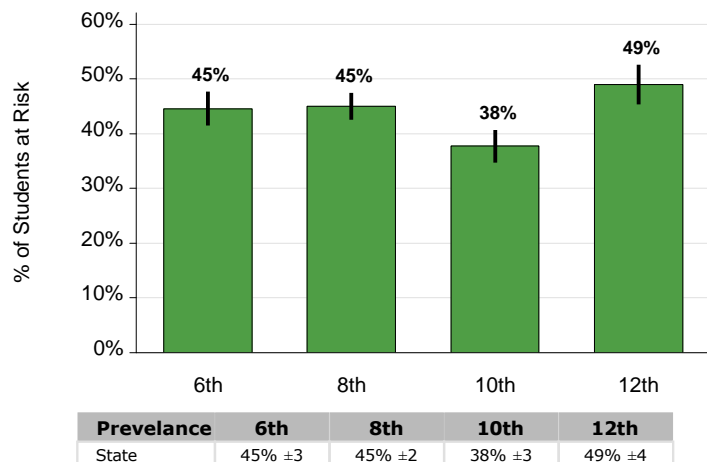
**Peer-Individual Risk Factors  
Grade 10, 2021**



**Peer-Individual Risk Factor 2010-2021  
Grade 10**



**Risk Factor: Perceived Risk of Drug Use  
Statewide, All Grades, 2021**



Prevalence	2010	2012	2014	2016	2018	2021
Perceived Risk of Drug Use	39% ±3	38% ±3	41% ±3	41% ±3	44% ±3	38% ±3*
Favorable Attitudes Towards Drug Use	37% ±3	37% ±2	41% ±2*	39% ±3	39% ±3	39% ±3
Friends Use of Drugs	29% ±2	25% ±2*	23% ±2	19% ±2*	22% ±3*	14% ±2*
Intentions to Use Drugs	45% ±3	43% ±3	N/S	N/S	N/S	N/S

*In 2021, 39% of 10th graders in our state were at risk for favorable attitudes towards drugs.*

*From 2018 to 2021, there has been a decrease in the perceived risk of drug use among 10th graders in our state.*

Year: 2021

Grade: 12

Sex: All

Number of Students Surveyed: 5,672

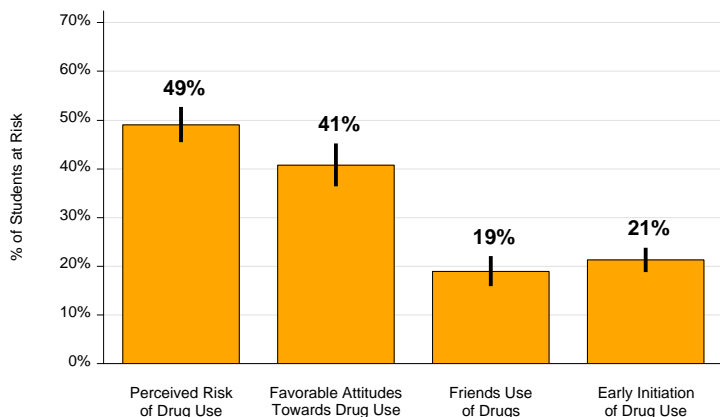
### Background:

- Researchers at the University of Washington (UW) developed a public health model for the prevention of youth substance use and misuse. They identified risk factors that predict youth substance use, and protective factors that can protect youth from the effects of those risks. Prevention strategies are designed to lower risk and increase protection.
- Each “factor” in the HYS is measured with two or more questions to include multiple dimensions of the risk or protective factor. The charts and tables below refer to the “percent of students at risk,” which is defined as the percent of students whose scores were above a risk cutpoint determined by UW researchers. We also report some of the individual questions.
- Risk factors in the **peer and individual domain** include attitudes youth have about substance use as well as the behaviors of their friends.

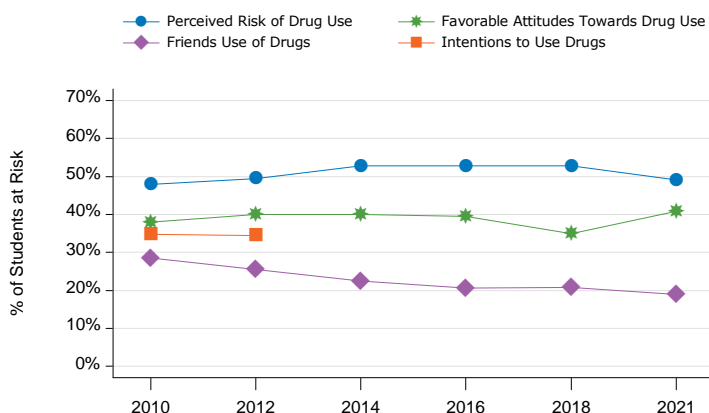
### For More Information:

- To learn more go to the Start Talking Now website: [www.StartTalkingNow.org](http://www.StartTalkingNow.org). To find out about prevention coalitions in your area and how to get involved, go to [https://www.theathenaforum.org/cpwi\\_coalitions](https://www.theathenaforum.org/cpwi_coalitions).
- For free guides on preventing alcohol and other drug use, visit the ADAI Clearinghouse <http://adaiclearinghouse.net> or call (206) 221-8325.
- For prevention tips and other online resources, visit [www.StartTalkingNow.org](http://www.StartTalkingNow.org) and [www.drugfree.org](http://www.drugfree.org).
- For 24 hour help for mental health, substance use and misuse, and problem gambling, call 1-866-789-1511 or visit [www.waRecoveryHelpLine.org](http://www.waRecoveryHelpLine.org).

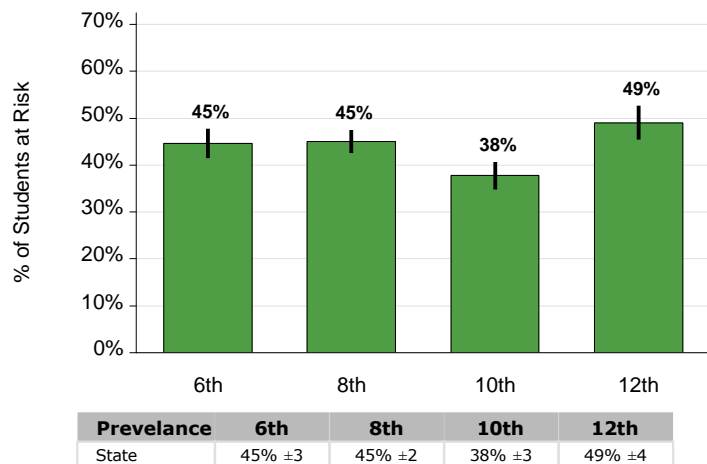
**Peer-Individual Risk Factors  
Grade 12, 2021**



**Peer-Individual Risk Factor 2010-2021  
Grade 12**



**Risk Factor: Perceived Risk of Drug Use  
Statewide, All Grades, 2021**



Prevalence	2010	2012	2014	2016	2018	2021
Perceived Risk of Drug Use	48% ±2*	49% ±3	53% ±2*	53% ±2	53% ±3	49% ±4
Favorable Attitudes Towards Drug Use	38% ±3	40% ±2	40% ±3	39% ±3	35% ±2*	41% ±4*
Friends Use of Drugs	28% ±3	25% ±2	22% ±2*	21% ±2	21% ±2	19% ±3
Intentions to Use Drugs	35% ±2*	34% ±2	N/S	N/S	N/S	N/S

*In 2021, 41% of 12th graders in our state were at risk for favorable attitudes towards drugs.*

*From 2018 to 2021, there has been no change in the perceived risk of drug use among 12th graders in our state.*

Year: 2021

Grade: 6

Sex: All

Number of Students Surveyed: 8,426

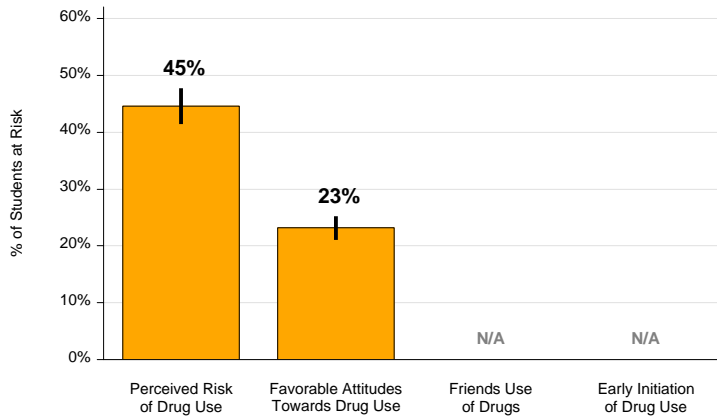
### Background:

- Researchers at the University of Washington (UW) developed a public health model for the prevention of youth substance use and misuse. They identified risk factors that predict youth substance use, and protective factors that can protect youth from the effects of those risks. Prevention strategies are designed to lower risk and increase protection.
- Each “factor” in the HYS is measured with two or more questions to include multiple dimensions of the risk or protective factor. The charts and tables below refer to the “percent of students at risk,” which is defined as the percent of students whose scores were above a risk cutpoint determined by UW researchers. We also report some of the individual questions.
- Risk factors in the **peer and individual domain** include attitudes youth have about substance use as well as the behaviors of their friends.

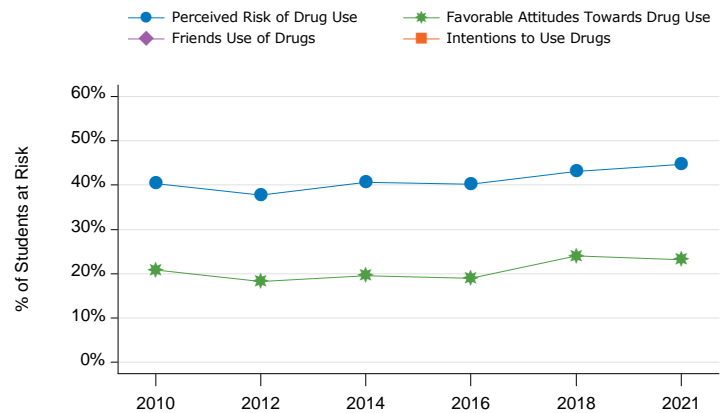
### For More Information:

- To learn more go to the Start Talking Now website: [www.StartTalkingNow.org](http://www.StartTalkingNow.org). To find out about prevention coalitions in your area and how to get involved, go to [https://www.theathenaforum.org/cpwi\\_coalitions](https://www.theathenaforum.org/cpwi_coalitions).
- For free guides on preventing alcohol and other drug use, visit the ADAI Clearinghouse <http://adaiclearinghouse.net> or call (206) 221-8325.
- For prevention tips and other online resources, visit [www.StartTalkingNow.org](http://www.StartTalkingNow.org) and [www.drugfree.org](http://www.drugfree.org).
- For 24 hour help for mental health, substance use and misuse, and problem gambling, call 1-866-789-1511 or visit [www.waRecoveryHelpLine.org](http://www.waRecoveryHelpLine.org).

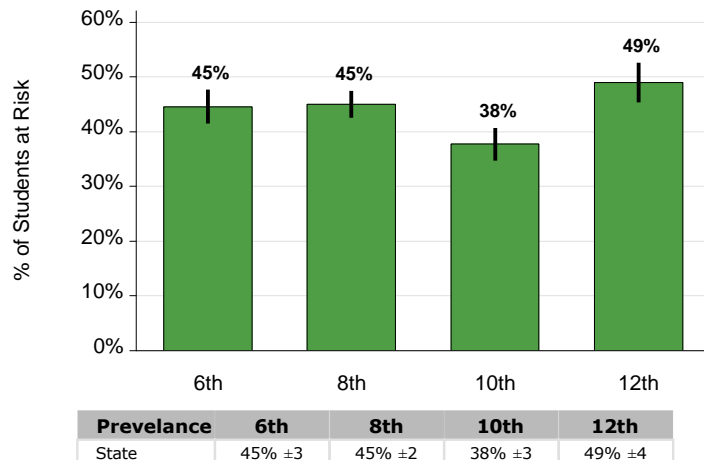
**Peer-Individual Risk Factors  
Grade 6, 2021**



**Peer-Individual Risk Factor 2010-2021  
Grade 6**



**Risk Factor: Perceived Risk of Drug Use  
Statewide, All Grades, 2021**



Prevalence	2010	2012	2014	2016	2018	2021
Perceived Risk of Drug Use	40% ±2*	38% ±3	41% ±2	40% ±2	43% ±2	45% ±3
Favorable Attitudes Towards Drug Use	21% ±2	18% ±2*	20% ±1	19% ±1	24% ±1*	23% ±2
Friends Use of Drugs	N/A	N/A	N/A	N/A	N/A	N/A
Intentions to Use Drugs	N/A	N/A	N/S	N/S	N/S	N/S

*In 2021, 23% of 6th graders in our state were at risk for favorable attitudes towards drugs.*

*From 2018 to 2021, there has been no change in the perceived risk of drug use among 6th graders in our state.*

Year: 2021

Grade: 8

Sex: All

Number of Students Surveyed: 7,691

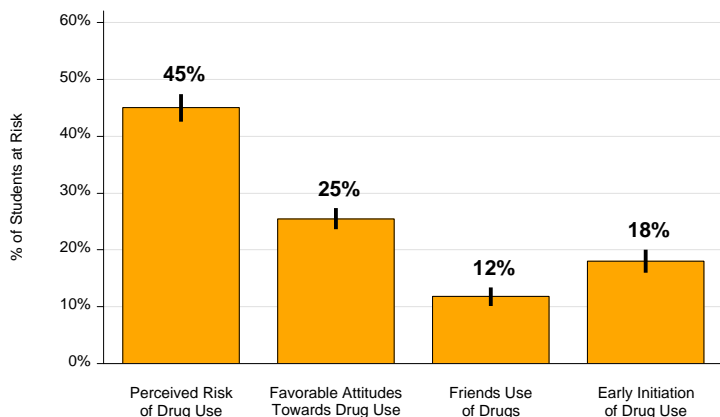
### Background:

- Researchers at the University of Washington (UW) developed a public health model for the prevention of youth substance use and misuse. They identified risk factors that predict youth substance use, and protective factors that can protect youth from the effects of those risks. Prevention strategies are designed to lower risk and increase protection.
- Each “factor” in the HYS is measured with two or more questions to include multiple dimensions of the risk or protective factor. The charts and tables below refer to the “percent of students at risk,” which is defined as the percent of students whose scores were above a risk cutpoint determined by UW researchers. We also report some of the individual questions.
- Risk factors in the **peer and individual domain** include attitudes youth have about substance use as well as the behaviors of their friends.

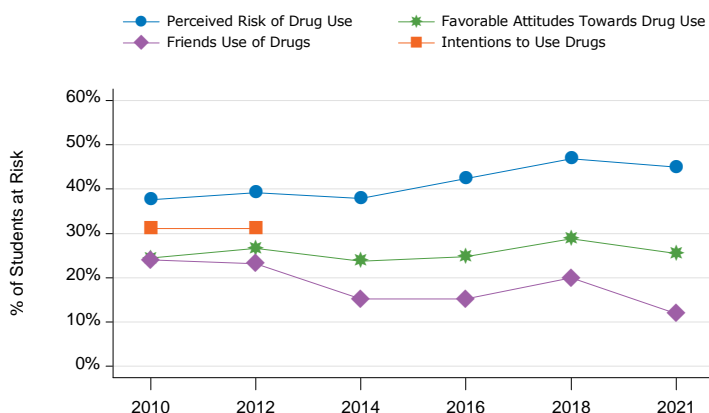
### For More Information:

- To learn more go to the Start Talking Now website: [www.StartTalkingNow.org](http://www.StartTalkingNow.org). To find out about prevention coalitions in your area and how to get involved, go to [https://www.theathenaforum.org/cpwi\\_coalitions](https://www.theathenaforum.org/cpwi_coalitions).
- For free guides on preventing alcohol and other drug use, visit the ADAI Clearinghouse <http://adaiclearinghouse.net> or call (206) 221-8325.
- For prevention tips and other online resources, visit [www.StartTalkingNow.org](http://www.StartTalkingNow.org) and [www.drugfree.org](http://www.drugfree.org).
- For 24 hour help for mental health, substance use and misuse, and problem gambling, call 1-866-789-1511 or visit [www.waRecoveryHelpLine.org](http://www.waRecoveryHelpLine.org).

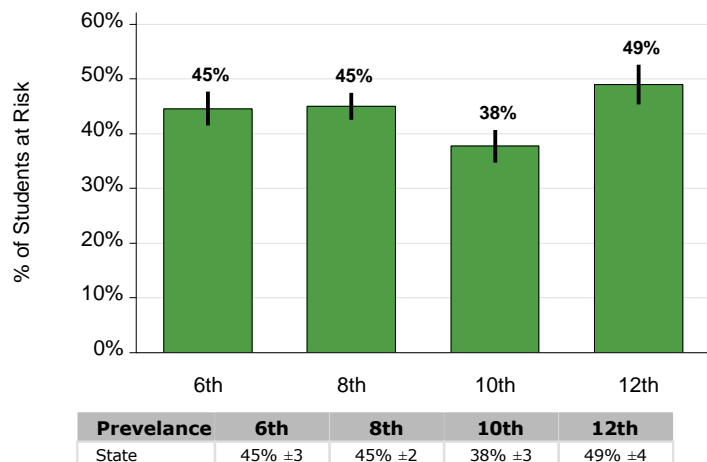
**Peer-Individual Risk Factors  
Grade 8, 2021**



**Peer-Individual Risk Factor 2010-2021  
Grade 8**



**Risk Factor: Perceived Risk of Drug Use  
Statewide, All Grades, 2021**



Prevalence	2010	2012	2014	2016	2018	2021
Perceived Risk of Drug Use	38% ±3*	39% ±3	38% ±4	42% ±3	47% ±3*	45% ±2
Favorable Attitudes Towards Drug Use	24% ±2	27% ±2	24% ±2	25% ±2	29% ±2*	25% ±2*
Friends Use of Drugs	24% ±2	23% ±2	15% ±2*	15% ±2	20% ±2*	12% ±2*
Intentions to Use Drugs	31% ±2	31% ±2	N/S	N/S	N/S	N/S

*In 2021, 25% of 8th graders in our state were at risk for favorable attitudes towards drugs.*

*From 2018 to 2021, there has been no change in the perceived risk of drug use among 8th graders in our state.*