

Year: 2021

Grade: 10

Sex: All

Number of Students Surveyed: 9,378

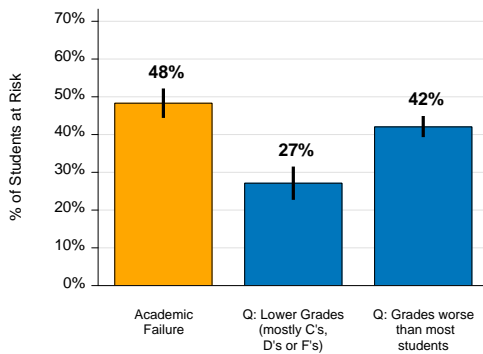
### Background:

- Researchers at the University of Washington (UW) developed a public health model for the prevention of youth substance use and misuse and other behaviors, by identifying risk and protective factors. (J. David Hawkins, 1992)
  - Risk Factor- something that may attribute to a problem.
  - Protective Factor- something that helps to prevent a problem.
- Taking a close look at youth risk and protective factors can help providers select appropriate programming and interventions.

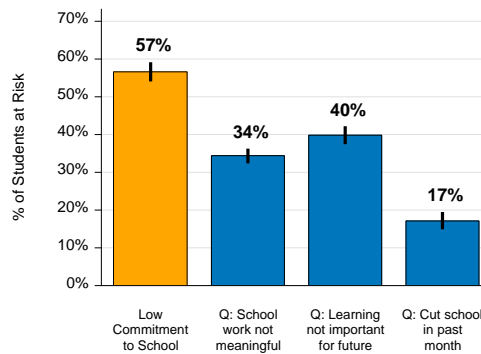
### For More Information:

- Resources for parents on how to connect with their youth; <https://starttalkingnow.org/>
- Resources for schools; <https://www.k12.wa.us/student-success/health-safety/mental-social-behavioral-health>
- Resources about mental health; National Alliance on Mental Health; <https://www.nami.org/Home>
- For local Risk Factor profiles go to [www.dshs.wa.gov/rda/research/Risk.shtm](http://www.dshs.wa.gov/rda/research/Risk.shtm).

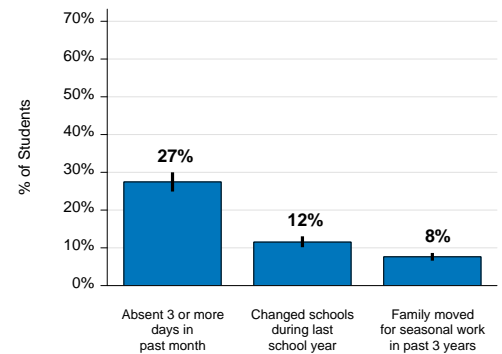
**Risk Factor: Academic Failure with Component Questions (Q:) Grade 10, 2021**



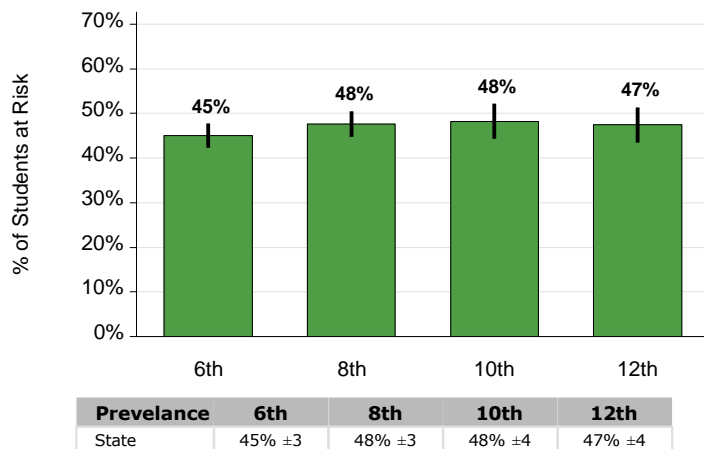
**Risk Factor: Low Commitment to School with Component Questions (Q:) Grade 10, 2021**



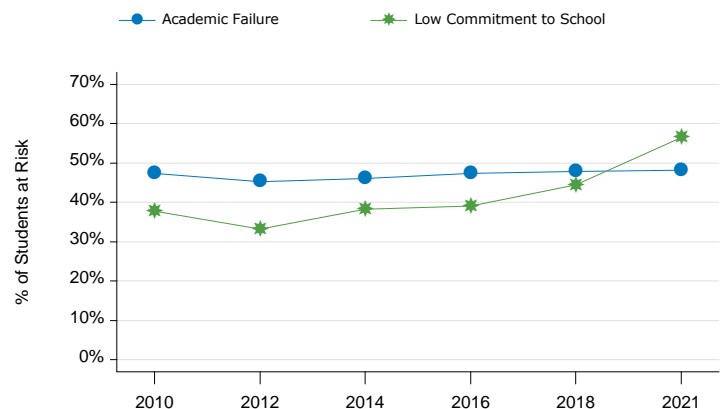
**School Attendance and Transition Grade 10, 2021**



**Academic Failure (RF) All Grades, 2021**



**School Risk Factor 2010-2021, Grade 10**



Prevalence	2010	2012	2014	2016	2018	2021
Academic Failure	47% ±2	45% ±2	46% ±3	47% ±2	48% ±2	48% ±4
Low Commitment to School	38% ±3	33% ±2*	38% ±3*	39% ±2	44% ±2*	57% ±3*

Prevalence is displayed with 95% confidence intervals (as ± or black bar )  
 \*indicates a significant change from the previous year, p<0.05

Washington HYS results generated at [AskHYS.net](https://askhys.net) on 03-20-2022

**Missing codes:** S = result suppressed due to insufficient reporting from students of schools; N/G = grade not available; N/S = question was not surveyed this year; N/A = question was not asked of this grade.

Year: 2021

Grade: 12

Sex: All

Number of Students Surveyed: 5,672

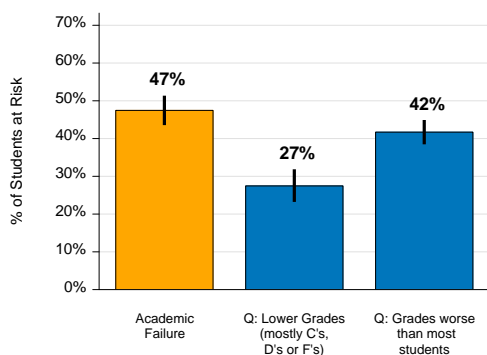
### Background:

- Researchers at the University of Washington (UW) developed a public health model for the prevention of youth substance use and misuse and other behaviors, by identifying risk and protective factors. (J. David Hawkins, 1992)
  - Risk Factor- something that may attribute to a problem.
  - Protective Factor- something that helps to prevent a problem.
- Taking a close look at youth risk and protective factors can help providers select appropriate programming and interventions.

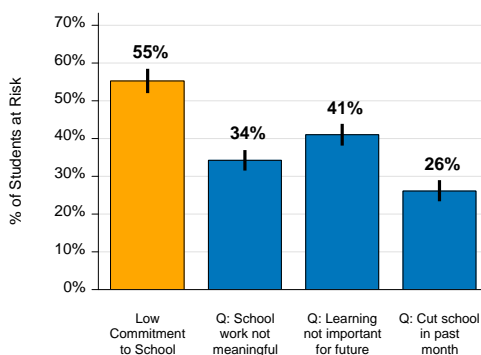
### For More Information:

- Resources for parents on how to connect with their youth; <https://starttalkingnow.org/>
- Resources for schools; <https://www.k12.wa.us/student-success/health-safety/mental-social-behavioral-health>
- Resources about mental health; National Alliance on Mental Health; <https://www.nami.org/Home>
- For local Risk Factor profiles go to [www.dshs.wa.gov/rda/research/Risk.shtm](http://www.dshs.wa.gov/rda/research/Risk.shtm).

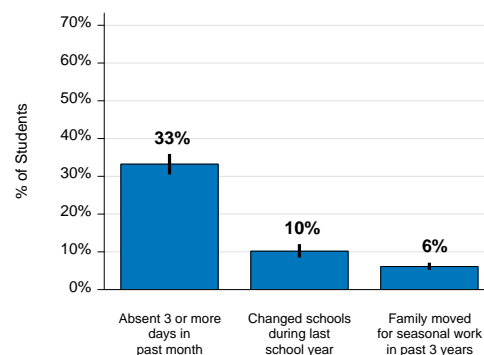
**Risk Factor: Academic Failure with Component Questions (Q:) Grade 12, 2021**



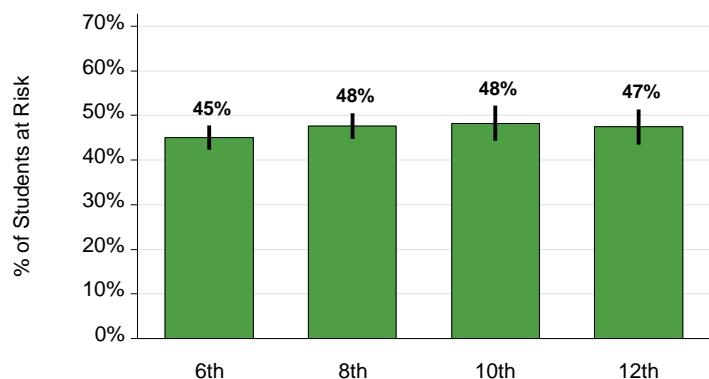
**Risk Factor: Low Commitment to School with Component Questions (Q:) Grade 12, 2021**



**School Attendance and Transition Grade 12, 2021**

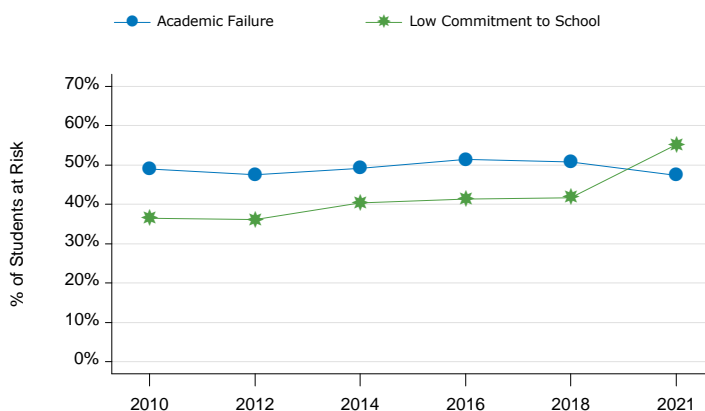


**Academic Failure (RF) All Grades, 2021**



Prevalence	6th	8th	10th	12th
State	45% ±3	48% ±3	48% ±4	47% ±4

**School Risk Factor 2010-2021, Grade 12**



Prevalence	2010	2012	2014	2016	2018	2021
Academic Failure	49% ±2	47% ±3	49% ±3	51% ±2	51% ±3	47% ±4
Low Commitment to School	36% ±2*	36% ±2	40% ±3*	41% ±3	42% ±2	55% ±3*

Prevalence is displayed with 95% confidence intervals (as ± or black bar )  
 \*indicates a significant change from the previous year, p<0.05

Washington HYS results generated at [AskHYS.net](http://AskHYS.net) on 03-20-2022

**Missing codes:** S = result suppressed due to insufficient reporting from students of schools; N/G = grade not available; N/S = question was not surveyed this year; N/A = question was not asked of this grade.

Year: 2021

Grade: 6

Sex: All

Number of Students Surveyed: 8,426

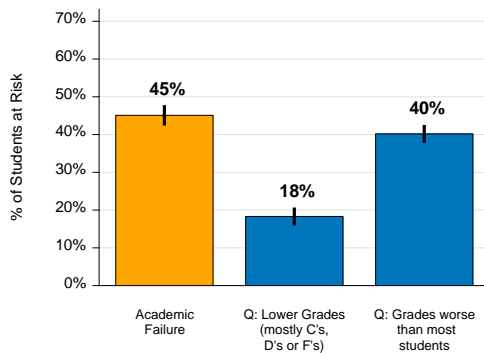
### Background:

- Researchers at the University of Washington (UW) developed a public health model for the prevention of youth substance use and misuse and other behaviors, by identifying risk and protective factors. (J. David Hawkins, 1992)
  - Risk Factor- something that may attribute to a problem.
  - Protective Factor- something that helps to prevent a problem.
- Taking a close look at youth risk and protective factors can help providers select appropriate programming and interventions.

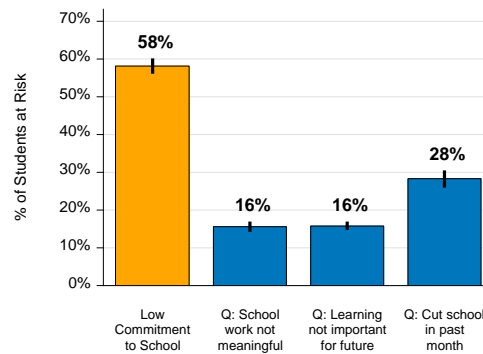
### For More Information:

- Resources for parents on how to connect with their youth; <https://starttalkingnow.org/>
- Resources for schools; <https://www.k12.wa.us/student-success/health-safety/mental-social-behavioral-health>
- Resources about mental health; National Alliance on Mental Health; <https://www.nami.org/Home>
- For local Risk Factor profiles go to [www.dshs.wa.gov/rda/research/Risk.shtm](http://www.dshs.wa.gov/rda/research/Risk.shtm).

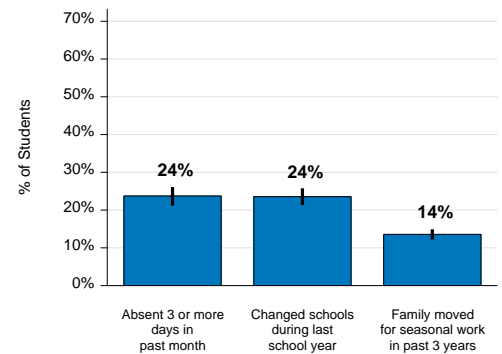
**Risk Factor: Academic Failure with Component Questions (Q:) Grade 6, 2021**



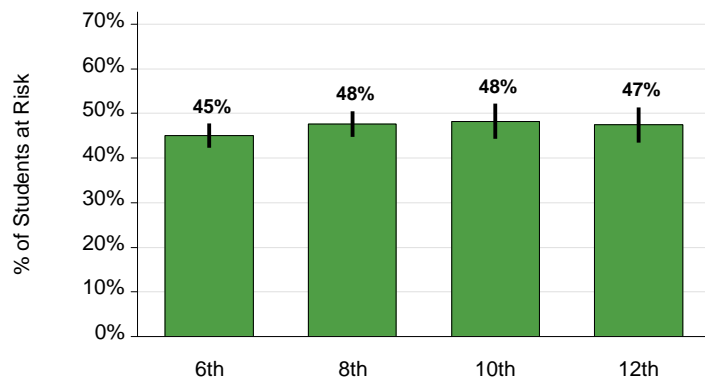
**Risk Factor: Low Commitment to School with Component Questions (Q:) Grade 6, 2021**



**School Attendance and Transition Grade 6, 2021**

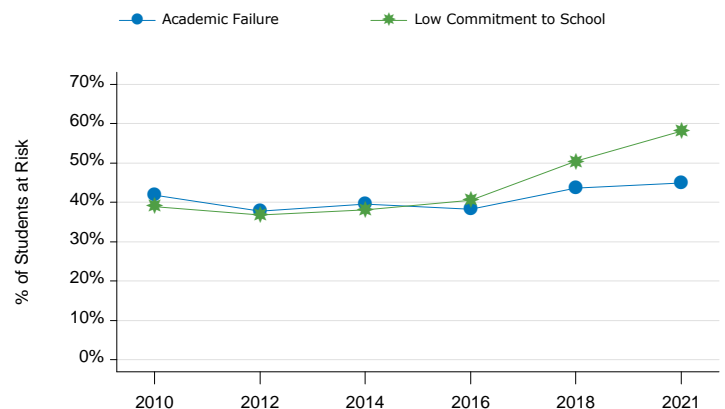


**Academic Failure (RF) All Grades, 2021**



Prevalence	6th	8th	10th	12th
State	45% ±3	48% ±3	48% ±4	47% ±4

**School Risk Factor 2010-2021, Grade 6**



Prevalence	2010	2012	2014	2016	2018	2021
Academic Failure	42% ±2	38% ±2*	40% ±2	38% ±2	44% ±2*	45% ±3
Low Commitment to School	39% ±2*	37% ±2	38% ±2	41% ±1*	50% ±2*	58% ±2*

Prevalence is displayed with 95% confidence intervals (as ± or black bar |)  
 \*indicates a significant change from the previous year, p<0.05

Washington HYS results generated at [AskHYS.net](http://AskHYS.net) on 03-20-2022

**Missing codes:** S = result suppressed due to insufficient reporting from students of schools; N/G = grade not available; N/S = question was not surveyed this year; N/A = question was not asked of this grade.

Year: 2021

Grade: 8

Sex: All

Number of Students Surveyed: 7,691

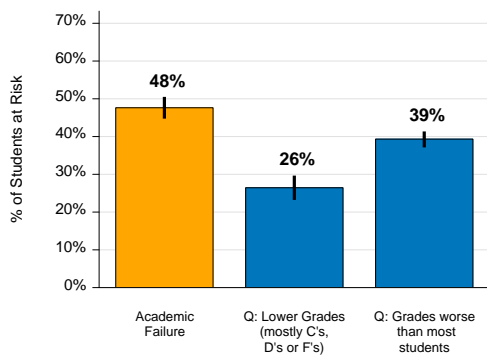
### Background:

- Researchers at the University of Washington (UW) developed a public health model for the prevention of youth substance use and misuse and other behaviors, by identifying risk and protective factors. (J. David Hawkins, 1992)
  - Risk Factor- something that may attribute to a problem.
  - Protective Factor- something that helps to prevent a problem.
- Taking a close look at youth risk and protective factors can help providers select appropriate programming and interventions.

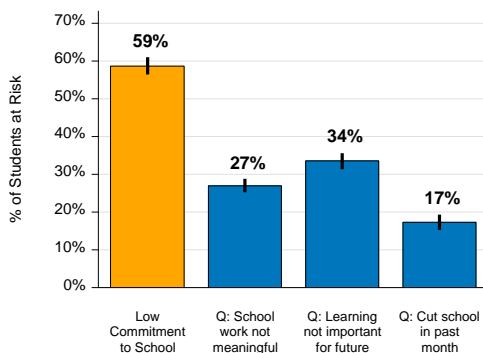
### For More Information:

- Resources for parents on how to connect with their youth; <https://starttalkingnow.org/>
- Resources for schools; <https://www.k12.wa.us/student-success/health-safety/mental-social-behavioral-health>
- Resources about mental health; National Alliance on Mental Health; <https://www.nami.org/Home>
- For local Risk Factor profiles go to [www.dshs.wa.gov/rda/research/Risk.shtm](http://www.dshs.wa.gov/rda/research/Risk.shtm).

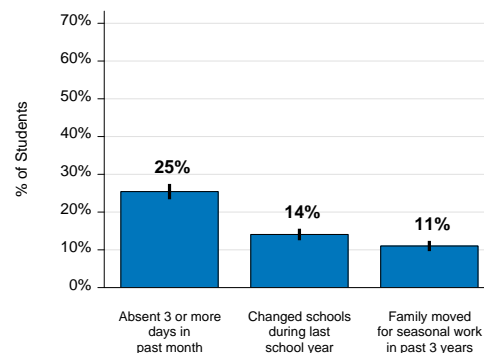
**Risk Factor: Academic Failure with Component Questions (Q:) Grade 8, 2021**



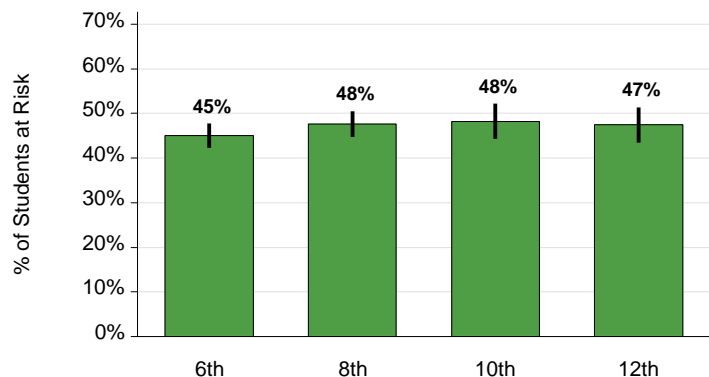
**Risk Factor: Low Commitment to School with Component Questions (Q:) Grade 8, 2021**



**School Attendance and Transition Grade 8, 2021**

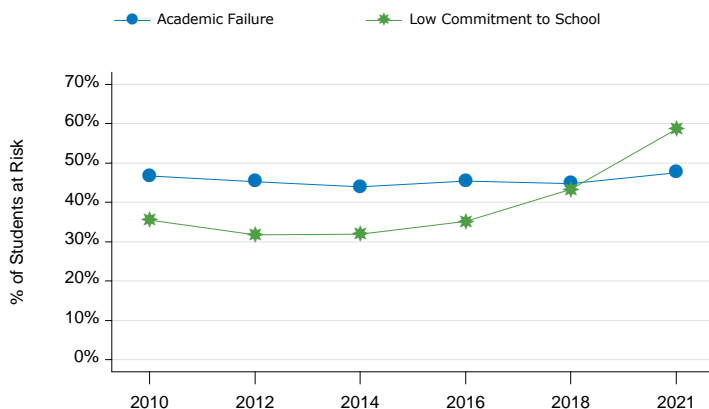


**Academic Failure (RF) All Grades, 2021**



Prevalence	6th	8th	10th	12th
State	45% ±3	48% ±3	48% ±4	47% ±4

**School Risk Factor 2010-2021, Grade 8**



Prevalence	2010	2012	2014	2016	2018	2021
Academic Failure	47% ±2	45% ±2	44% ±2	45% ±2	45% ±3	48% ±3
Low Commitment to School	36% ±2*	32% ±2*	32% ±2	35% ±2*	43% ±2*	59% ±2*

Prevalence is displayed with 95% confidence intervals (as ± or black bar )  
 \*indicates a significant change from the previous year, p<0.05

Washington HYS results generated at [AskHYS.net](http://AskHYS.net) on 03-20-2022

**Missing codes:** S = result suppressed due to insufficient reporting from students of schools; N/G = grade not available; N/S = question was not surveyed this year; N/A = question was not asked of this grade.