

Year: 2021

Grade: 10

Sex: All

Number of Students Surveyed: 9,378

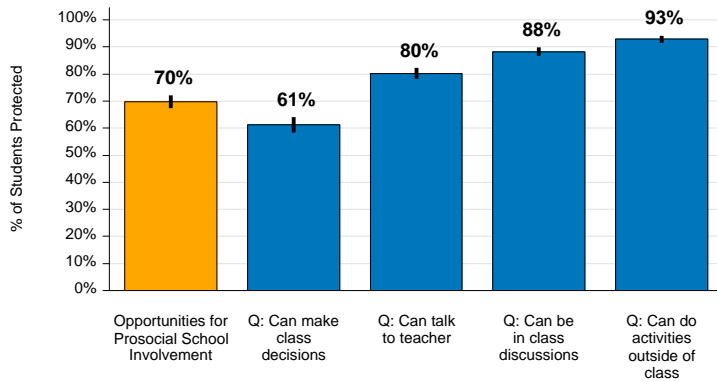
### Background:

- Researchers at the University of Washington (UW) developed a public health model for the prevention of youth substance use and misuse and other behaviors, by identifying risk and protective factors. (J. David Hawkins, 1992)
  - Risk Factor- something that may attribute to a problem.
  - Protective Factor- something that helps to prevent a problem.
- Taking a close look at youth risk and protective factors can help providers select appropriate programming and interventions.

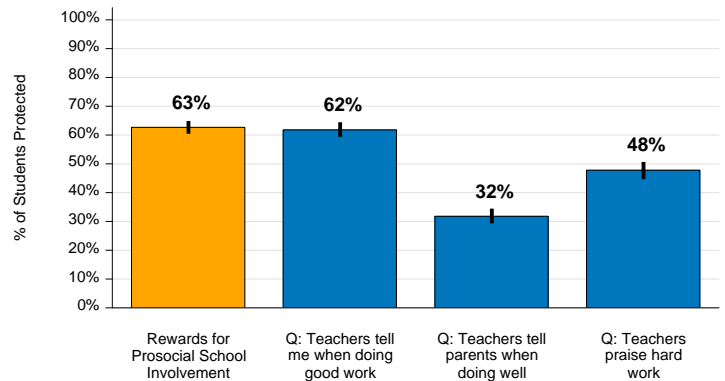
### For More Information:

- Resources for parents on how to connect with their youth; <https://starttalkingnow.org/>
- Resources for schools; <https://www.k12.wa.us/student-success/health-safety/mental-social-behavioral-health>
- Resources about mental health; National Alliance on Mental Health; <https://www.nami.org/Home>
- For local Risk Factor profiles go to [www.dshs.wa.gov/rda/research/Risk.shtm](http://www.dshs.wa.gov/rda/research/Risk.shtm).

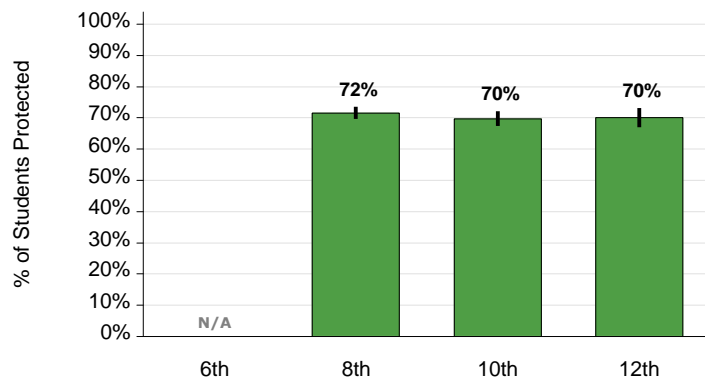
**Protective Factor: Opportunities for Prosocial School Involvement with Component Questions (Q:)**  
Grade 10, 2021



**Protective Factor: Rewards for Prosocial School Involvement with Component Questions (Q:)**  
Grade 10, 2021

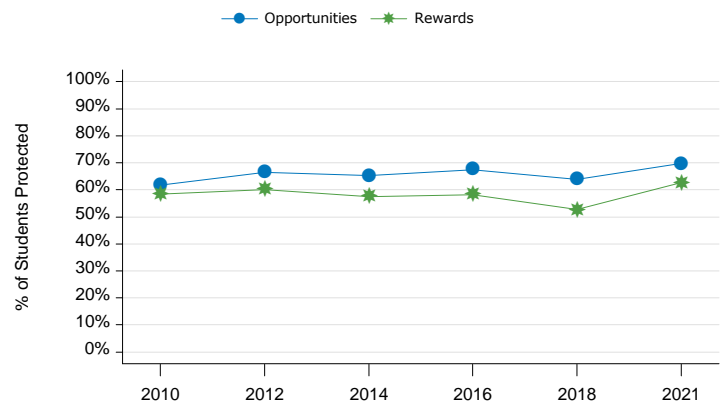


**Protective Factor: Opportunities for Prosocial Involvement Statewide, All Grades, 2021**



| Prevalence | 6th | 8th    | 10th   | 12th   |
|------------|-----|--------|--------|--------|
| State      | N/A | 72% ±2 | 70% ±2 | 70% ±3 |

**School Protective Factor 2010-2021, Grade 10**



| Prevalence    | 2010    | 2012    | 2014   | 2016   | 2018    | 2021    |
|---------------|---------|---------|--------|--------|---------|---------|
| Opportunities | 62% ±3  | 67% ±2* | 65% ±3 | 67% ±2 | 64% ±3* | 70% ±2* |
| Rewards       | 58% ±3* | 60% ±2  | 57% ±3 | 58% ±2 | 53% ±3* | 63% ±2* |

Year: 2021

Grade: 12

Sex: All

Number of Students Surveyed: 5,672

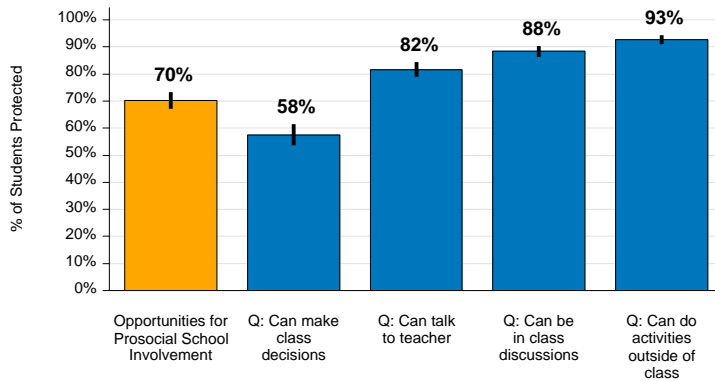
### Background:

- Researchers at the University of Washington (UW) developed a public health model for the prevention of youth substance use and misuse and other behaviors, by identifying risk and protective factors. (J. David Hawkins, 1992)
  - Risk Factor- something that may attribute to a problem.
  - Protective Factor- something that helps to prevent a problem.
- Taking a close look at youth risk and protective factors can help providers select appropriate programming and interventions.

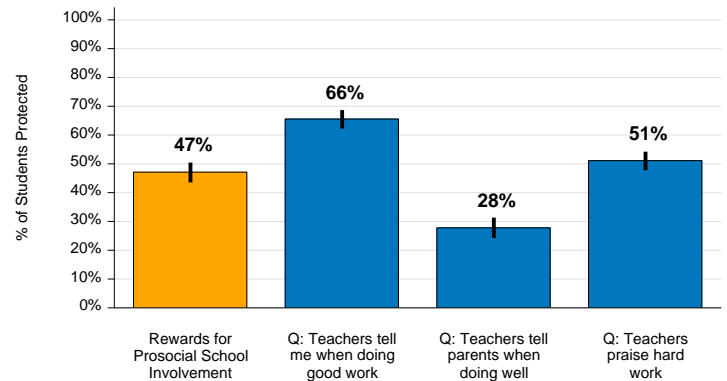
### For More Information:

- Resources for parents on how to connect with their youth; <https://starttalkingnow.org/>
- Resources for schools; <https://www.k12.wa.us/student-success/health-safety/mental-social-behavioral-health>
- Resources about mental health; National Alliance on Mental Health; <https://www.nami.org/Home>
- For local Risk Factor profiles go to [www.dshs.wa.gov/rda/research/Risk.shtm](http://www.dshs.wa.gov/rda/research/Risk.shtm).

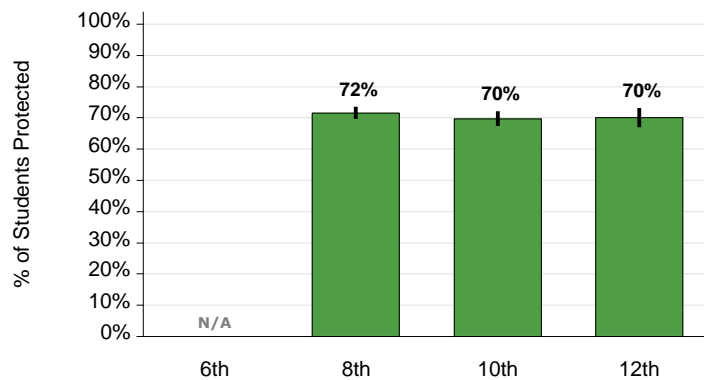
**Protective Factor: Opportunities for Prosocial School Involvement with Component Questions (Q:)**  
Grade 12, 2021



**Protective Factor: Rewards for Prosocial School Involvement with Component Questions (Q:)**  
Grade 12, 2021

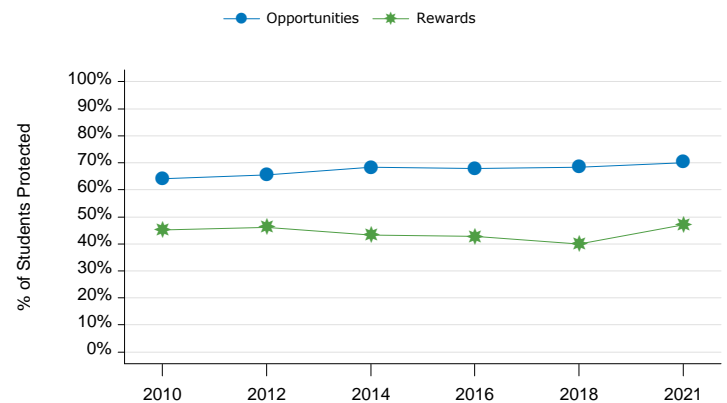


**Protective Factor: Opportunities for Prosocial Involvement Statewide, All Grades, 2021**



| Prevalence | 6th | 8th    | 10th   | 12th   |
|------------|-----|--------|--------|--------|
| State      | N/A | 72% ±2 | 70% ±2 | 70% ±3 |

**School Protective Factor 2010-2021, Grade 12**



| Prevalence    | 2010   | 2012   | 2014   | 2016   | 2018   | 2021    |
|---------------|--------|--------|--------|--------|--------|---------|
| Opportunities | 64% ±4 | 65% ±3 | 68% ±3 | 68% ±3 | 68% ±3 | 70% ±3  |
| Rewards       | 45% ±3 | 46% ±3 | 43% ±3 | 43% ±3 | 40% ±4 | 47% ±3* |

Year: 2021

Grade: 6

Sex: All

Number of Students Surveyed: 8,426

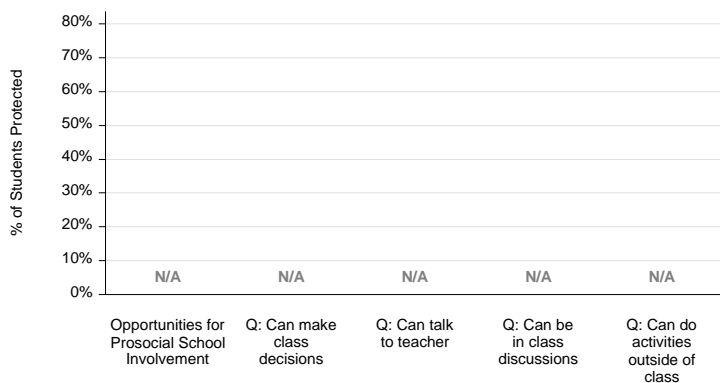
### Background:

- Researchers at the University of Washington (UW) developed a public health model for the prevention of youth substance use and misuse and other behaviors, by identifying risk and protective factors. (J. David Hawkins, 1992)
  - Risk Factor- something that may attribute to a problem.
  - Protective Factor- something that helps to prevent a problem.
- Taking a close look at youth risk and protective factors can help providers select appropriate programming and interventions.

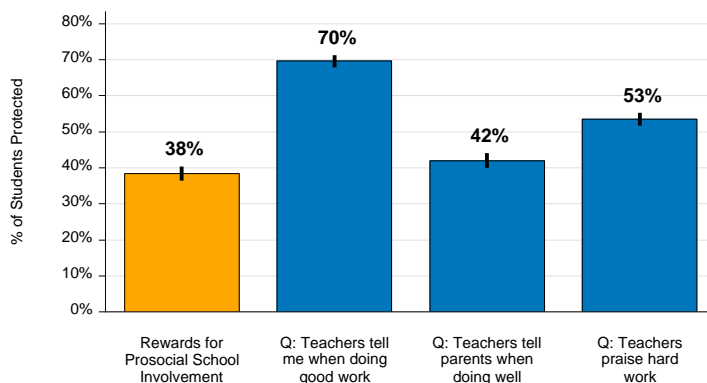
### For More Information:

- Resources for parents on how to connect with their youth; <https://starttalkingnow.org/>
- Resources for schools; <https://www.k12.wa.us/student-success/health-safety/mental-social-behavioral-health>
- Resources about mental health; National Alliance on Mental Health; <https://www.nami.org/Home>
- For local Risk Factor profiles go to [www.dshs.wa.gov/rda/research/Risk.shtm](http://www.dshs.wa.gov/rda/research/Risk.shtm).

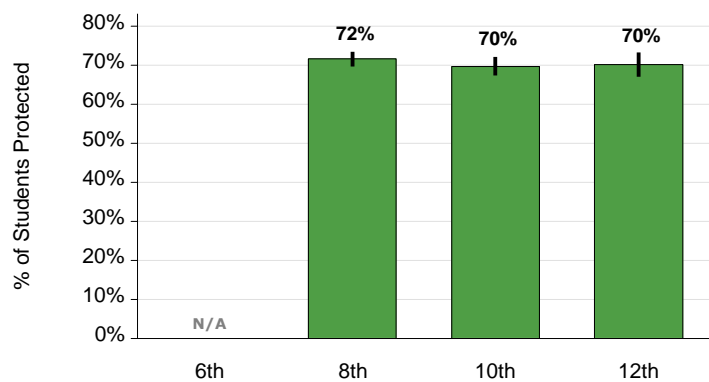
### Protective Factor: Opportunities for Prosocial School Involvement with Component Questions (Q:) Grade 6, 2021



### Protective Factor: Rewards for Prosocial School Involvement with Component Questions (Q:) Grade 6, 2021

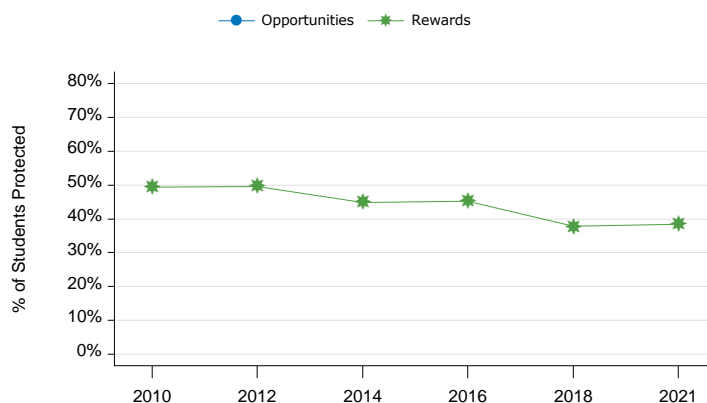


### Protective Factor: Opportunities for Prosocial Involvement Statewide, All Grades, 2021



| Prevalence | 6th | 8th    | 10th   | 12th   |
|------------|-----|--------|--------|--------|
| State      | N/A | 72% ±2 | 70% ±2 | 70% ±3 |

### School Protective Factor 2010-2021, Grade 6



| Prevalence    | 2010   | 2012   | 2014    | 2016   | 2018    | 2021   |
|---------------|--------|--------|---------|--------|---------|--------|
| Opportunities | N/A    | N/A    | N/A     | N/A    | N/A     | N/A    |
| Rewards       | 49% ±2 | 50% ±2 | 45% ±2* | 45% ±2 | 38% ±2* | 38% ±2 |

Year: 2021

Grade: 8

Sex: All

Number of Students Surveyed: 7,691

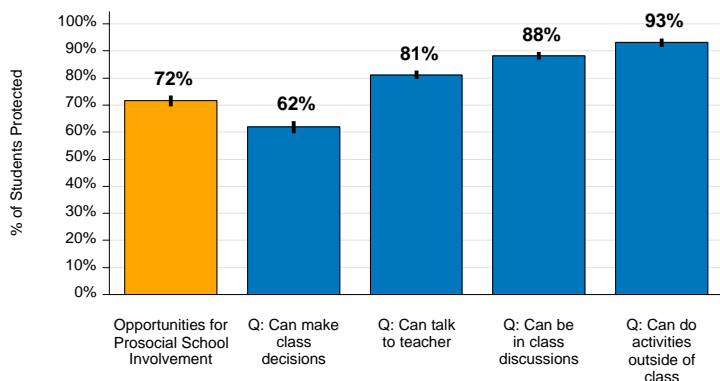
### Background:

- Researchers at the University of Washington (UW) developed a public health model for the prevention of youth substance use and misuse and other behaviors, by identifying risk and protective factors. (J. David Hawkins, 1992)
  - Risk Factor- something that may attribute to a problem.
  - Protective Factor- something that helps to prevent a problem.
- Taking a close look at youth risk and protective factors can help providers select appropriate programming and interventions.

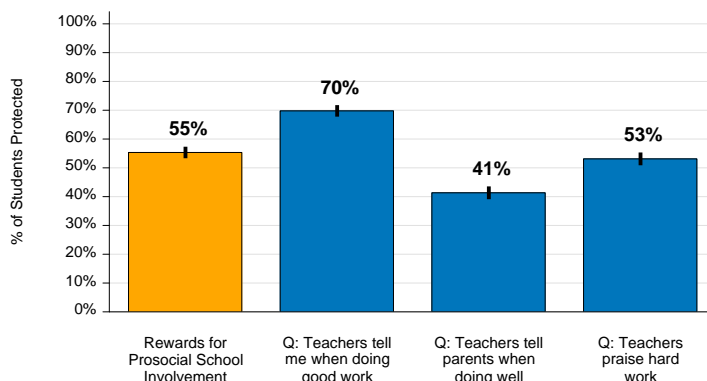
### For More Information:

- Resources for parents on how to connect with their youth; <https://starttalkingnow.org/>
- Resources for schools; <https://www.k12.wa.us/student-success/health-safety/mental-social-behavioral-health>
- Resources about mental health; National Alliance on Mental Health; <https://www.nami.org/Home>
- For local Risk Factor profiles go to [www.dshs.wa.gov/rda/research/Risk.shtm](http://www.dshs.wa.gov/rda/research/Risk.shtm).

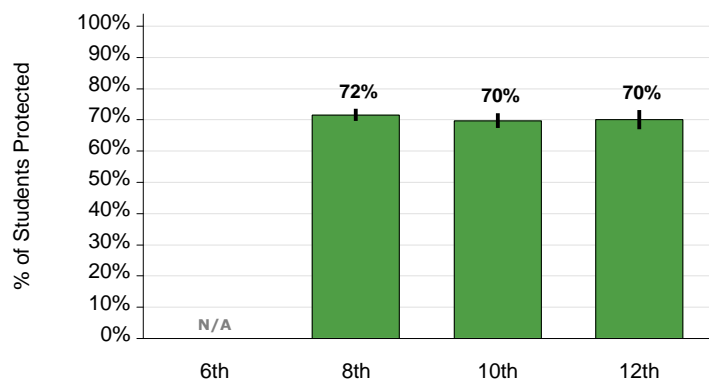
### Protective Factor: Opportunities for Prosocial School Involvement with Component Questions (Q:) Grade 8, 2021



### Protective Factor: Rewards for Prosocial School Involvement with Component Questions (Q:) Grade 8, 2021

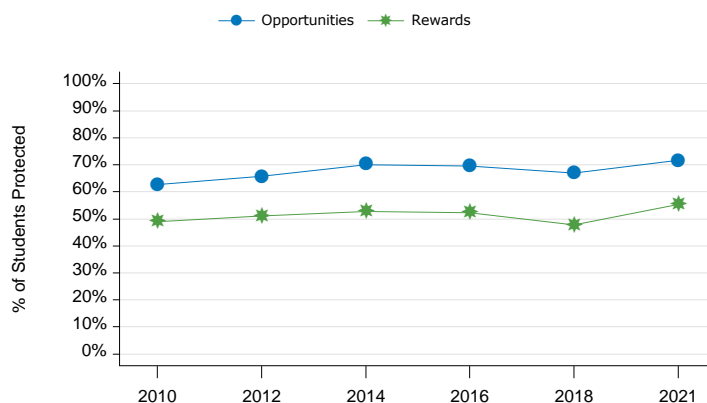


### Protective Factor: Opportunities for Prosocial Involvement Statewide, All Grades, 2021



| Prevalence | 6th | 8th    | 10th   | 12th   |
|------------|-----|--------|--------|--------|
| State      | N/A | 72% ±2 | 70% ±2 | 70% ±3 |

### School Protective Factor 2010-2021, Grade 8



| Prevalence    | 2010    | 2012    | 2014    | 2016   | 2018    | 2021    |
|---------------|---------|---------|---------|--------|---------|---------|
| Opportunities | 63% ±2  | 66% ±2* | 70% ±2* | 70% ±2 | 67% ±3  | 72% ±2* |
| Rewards       | 49% ±2* | 51% ±3  | 53% ±3  | 52% ±3 | 48% ±3* | 55% ±2* |