

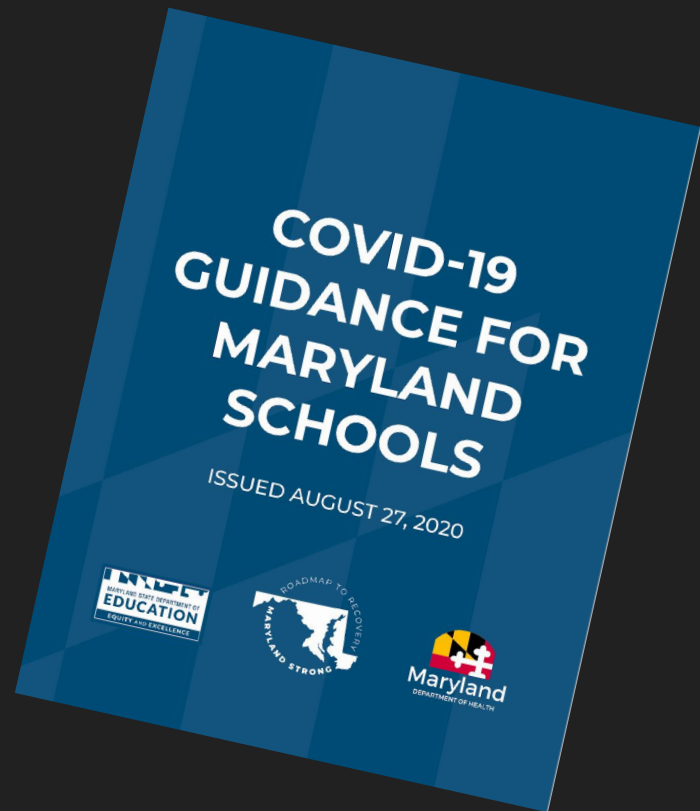
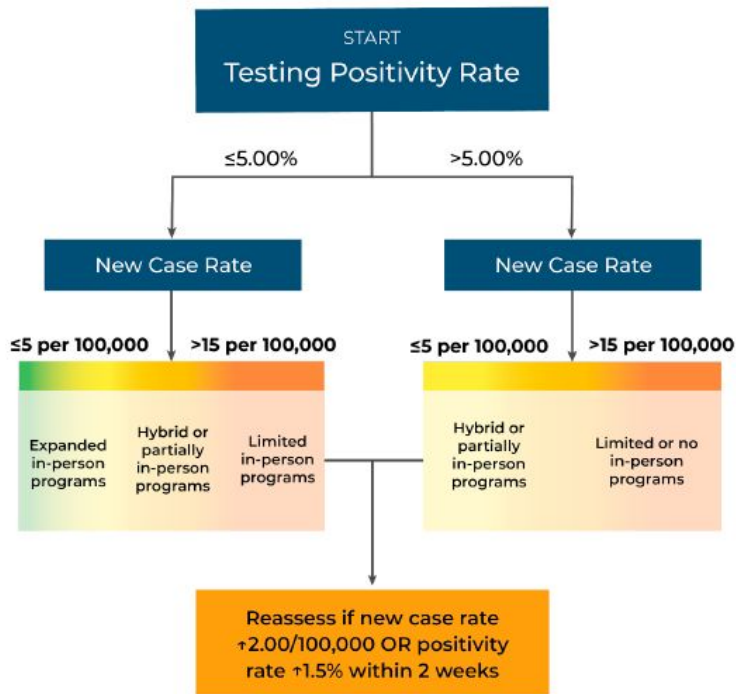


# Superintendent Update

---

December 2, 2020

# COVID-19 Guidance for Maryland Schools



# Maryland Statewide Data (12/1/2020)

## School Reopening Discussion Benchmarks

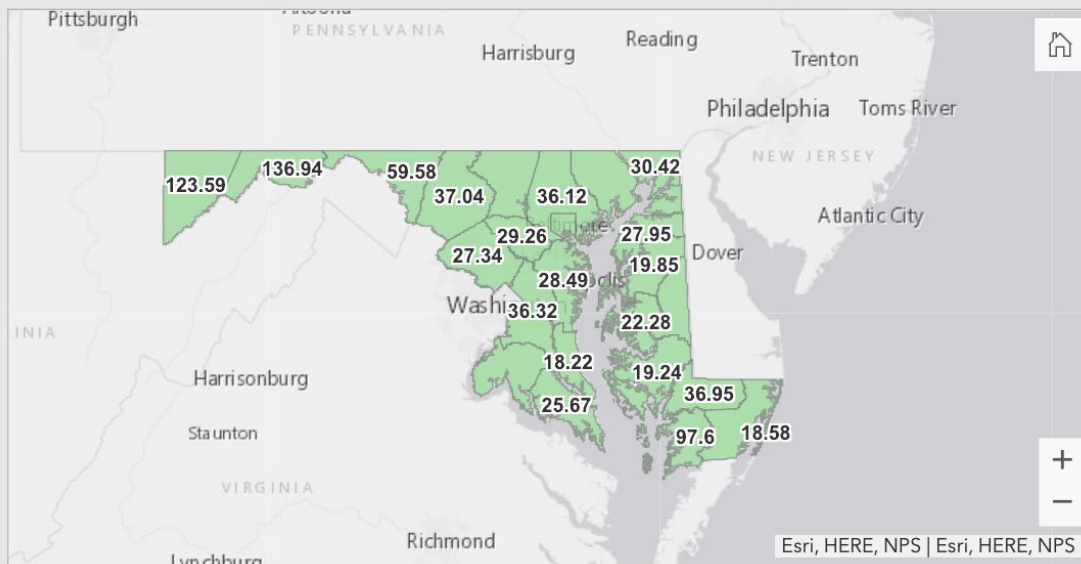
Statewide

Case Rate per  
100K

34.44

Positivity %  
Statewide

7.33%



Case Rates per 100K

Positivity %

### Select a County from this List to Filter Metrics

7 Day Positivity Average: 5.89%

#### Talbot

Case Rate per 100K: 22.28

7 Day Positivity Average: 4.89%

#### Washington

Case Rate per 100K: 59.58

7 Day Positivity Average: 10.29%

#### Wicomico

Case Rate per 100K: 36.95

7 Day Positivity Average: 7.19%

#### Worcester

Case Rate per 100K: 18.58

7 Day Positivity Average: 5.84%

#### Statewide

Case Rate per 100K: 34.44

7 Day Positivity Average: 7.33%

# St. Mary's County Health Department (SMCHD)



The SMCHD has created its own local dashboard to track COVID data. (<http://www.smchd.org/covid-19-data/>)

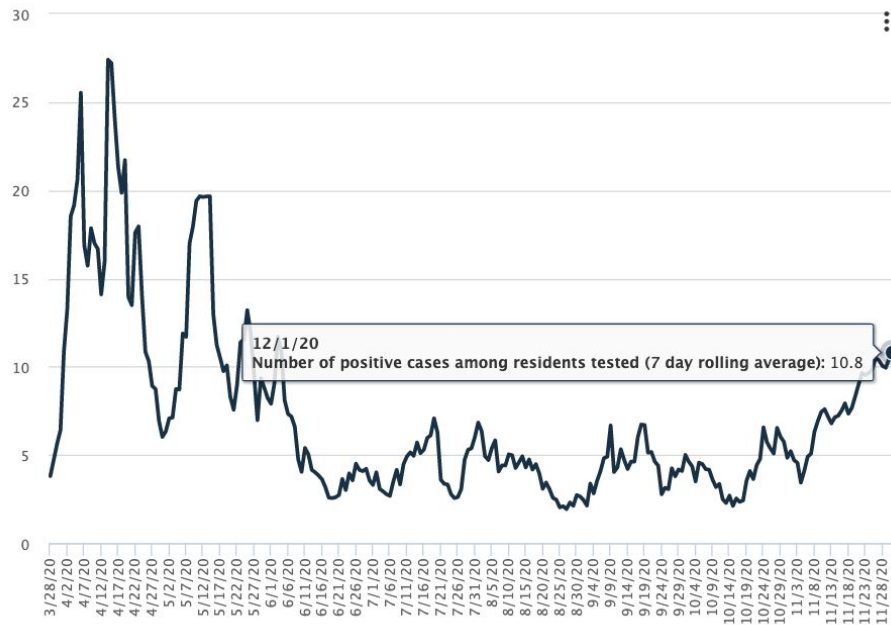
The SMCHD calculates the positivity rate differently from the Maryland Department of Health and excludes duplicates in the calculation.

**SMCHD uses the most recent local data to drive decision making.**

# Testing Positivity Rate (SMCHD calculation)

## Percentage of PCR Confirmed Positive Cases

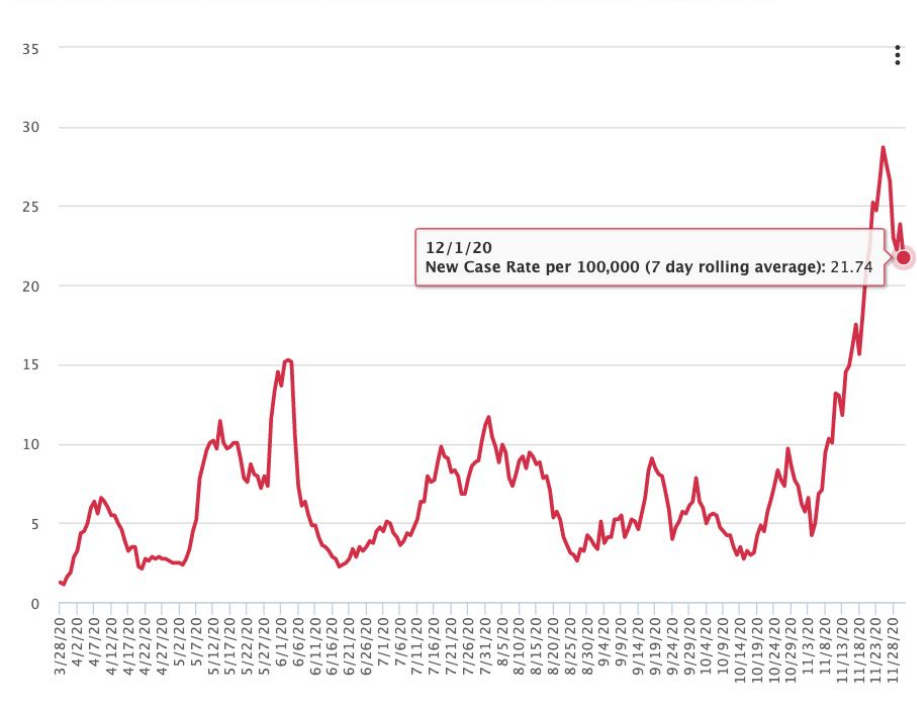
Antigen tests are excluded from this calculation due to low reporting of negative results



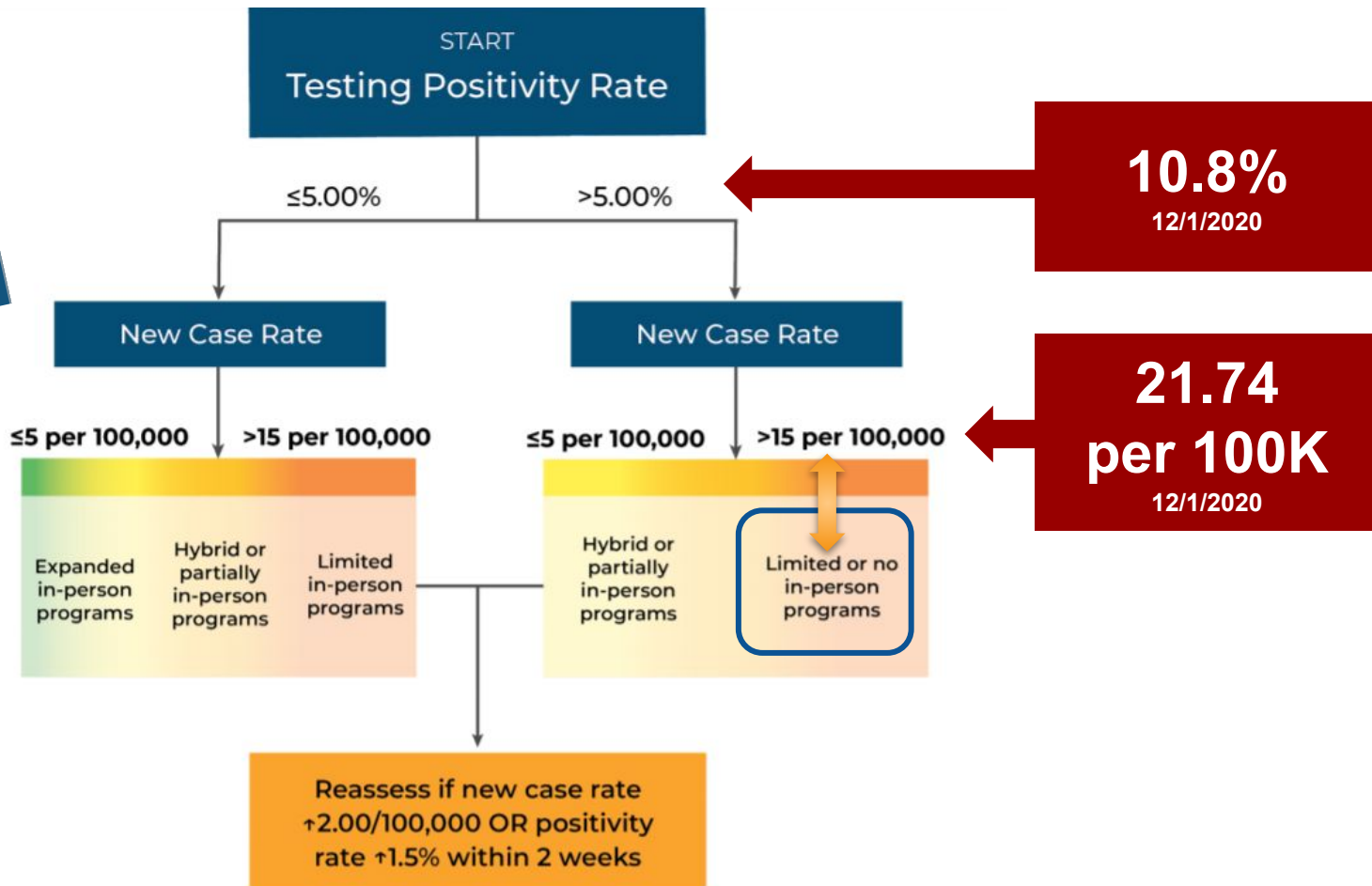
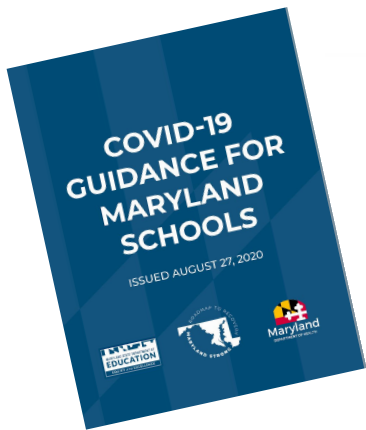
SMCHD  
Positivity Rate  
12/1/2020  
**10.8%**

# New Case Rate per 100K (SMCHD calculation)

New Case Rate per 100,000 (Includes Lab Positive PCR and Antigen Tests)

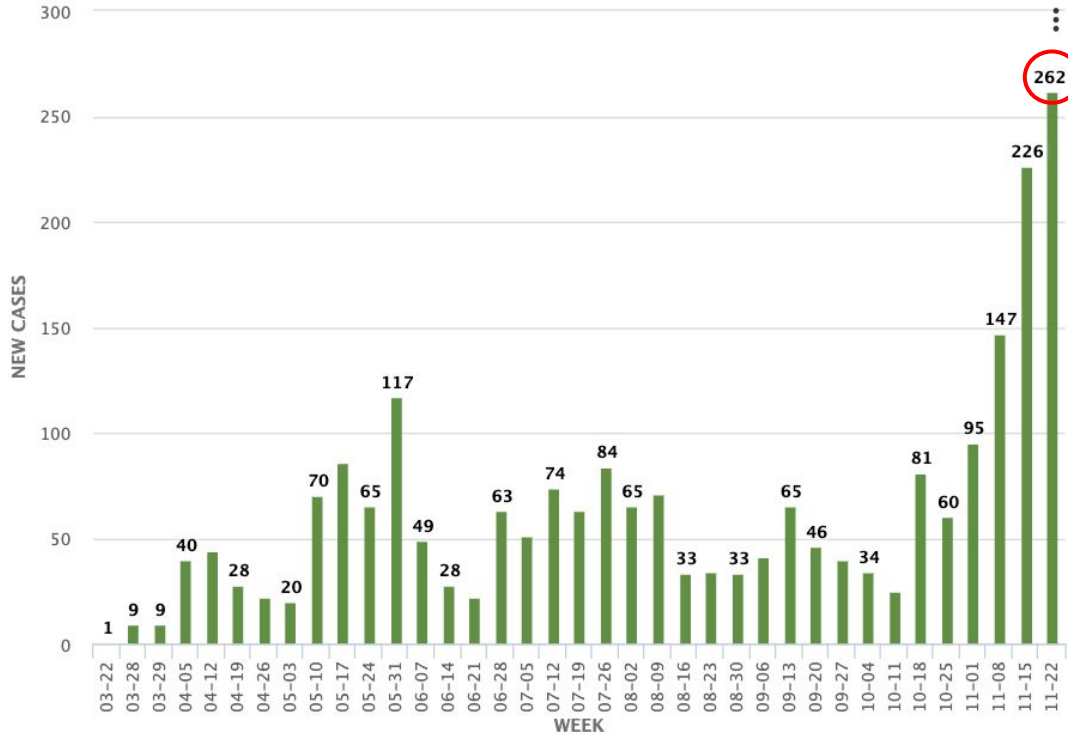


SMCHD  
NEW CASES /100K  
12/1/2020  
**21.74**



# St. Mary's County New COVID Cases by Week

New Cases by Week



Highest  
Number of  
Cases per  
week

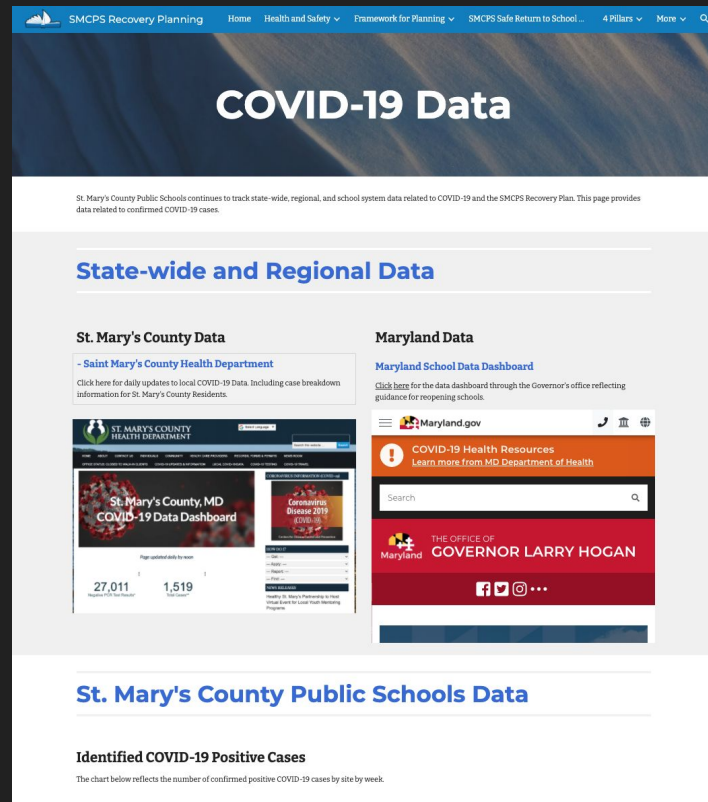


# SMCPS Recovery Planning – COVID DATA

SMCPS has added to the resources available on the [SMCPS Recovery Planning](#) website to include a page dedicated to all available COVID data from the:

- Safely Reopening Maryland Schools Dashboard
- St. Mary's County Health Department Dashboard
- St. Mary's County Public Schools Dashboard

These sites have the most recent information on number of people tested, percentage of positive cases, and the daily case rate per 100,000 people. They are updated daily.



# December

Monday	Tuesday	Wednesday	Thursday	Friday
30 <u>Virtual</u>	1 <u>Virtual</u>	2 <u>Virtual</u>	3 <u>Virtual</u>	4 <u>Virtual</u>
7 <u>Virtual</u>	8 <u>Virtual</u>	9 <u>Virtual</u>	10 <u>Virtual</u>	11 <u>Virtual</u>
14 <u>Virtual</u>	15 <u>Virtual</u>	16 <u>Virtual</u>	17 <u>Virtual</u>	18 <u>Virtual</u>
21 Winter Break	22 Winter Break	23 Winter Break	24 Winter Break	25 Winter Break

# January 2021 - Phase 3

Monday	Tuesday	Wednesday	Thursday	Friday
4 <u>Virtual</u> In person COMPASS/SAIL	5 <u>Virtual</u> In person COMPASS/SAIL	6 <u>Virtual</u> In person COMPASS/SAIL	7 <u>Virtual</u> In person COMPASS/SAIL	8 <u>Virtual</u>
11 <u>Group A</u> Elem - PK, K, 1 Middle - 6 High - 9, 12	12 <u>Group B</u> Elem - PK, K, 1 Middle - 6 High - 9, 12	13 <u>Group A</u> Elem - PK, K, 1 Middle - 6 High - 9, 12	14 <u>Group B</u> Elem - PK, K, 1 Middle - 6 High - 9, 12	15 <u>Virtual</u>
Phase 2 Continues				
18 <u>No School</u> Martin Luther King jr. Remembrance	19 <u>Group B</u> Elem - PK, K, 1 Middle - 6 High - 9, 12	20 <u>Group A</u> Elem - PK, K, 1 Middle - 6 High - 9, 12	21 <u>Group B</u> Elem - PK, K, 1 Middle - 6 High - 9, 12	22 <u>Virtual</u>
Phase 2 Continues				
25 <u>Group A</u> Elem - PK-5 Middle - 6, 7, 8 High - 9, 10, 11, 12	26 <u>Group B</u> Elem - PK-5 Middle - 6, 7, 8 High - 9, 10, 11, 12	27 <u>Group A</u> Elem - PK-5 Middle - 6, 7, 8 High - 9, 10, 11, 12	28 <u>Group B</u> Elem - PK-5 Middle - 6, 7, 8 High - 9, 10, 11, 12	29 <u>No School</u> <u>for Students</u> Professional Day
Phase 3 Begins				