

Year: 2021

Grade: 10

Sex: All

Number of Students Surveyed: 1,227

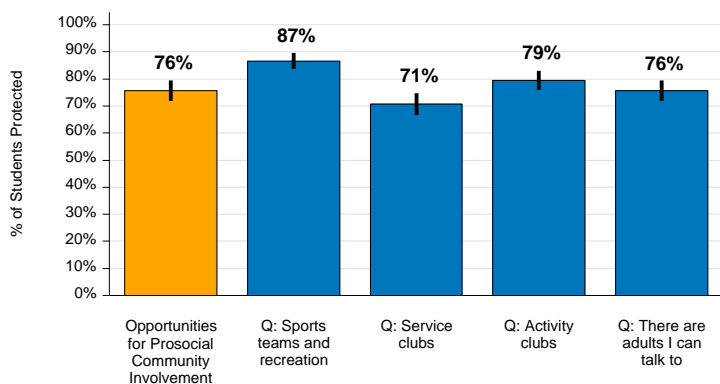
### Background:

- Researchers at the University of Washington (UW) developed a public health model for the prevention of youth substance use and misuse. They identified risk factors that predict youth substance use, and protective factors that can protect youth from the effects of those risks. Prevention strategies are designed to lower risk and increase protection.
- Each "factor" in the HYS is measured with two or more questions to include multiple dimensions of the risk or protective factor. The charts and tables below refer to the "percent of students protected," which is defined as the percent of students whose scores were above a protection cutpoint determined by UW researchers. We also report some of the individual questions.
- *Protective factors in the **community environment** are those that offer the youth opportunities and rewards for participating in positive and healthy activities.*

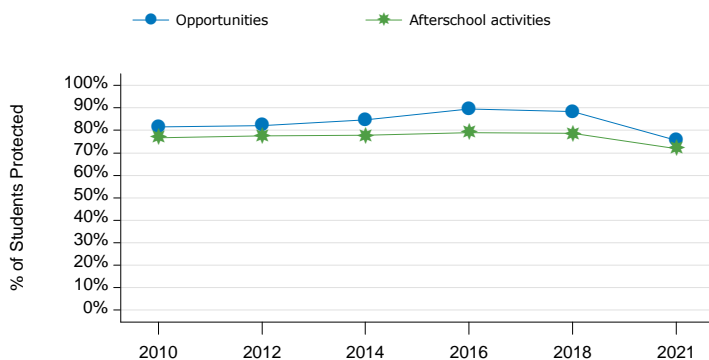
### For More Information:

- Parents, schools, and communities can work together to keep youth healthy and safe. To learn more go to the Start Talking Now website: [www.StartTalkingNow.org](http://www.StartTalkingNow.org). To find out about prevention coalitions in your area and how to get involved, go to [https://www.theathenaforum.org/cpwi\\_coalitions](https://www.theathenaforum.org/cpwi_coalitions).
- For free guides on preventing alcohol and other drug use, visit the ADAI Clearinghouse [www.ADAIClearingHouse.org](http://www.ADAIClearingHouse.org) or call (206) 221-8325.
- For prevention tips and other online resources visit [www.StartTalkingNow.org](http://www.StartTalkingNow.org) and [www.DrugFree.org](http://www.DrugFree.org).
- For 24 hour help for mental health, substance abuse and problem gambling, call 1-866-789-1511 or visit [www.waRecoveryHelpLine.org](http://www.waRecoveryHelpLine.org).

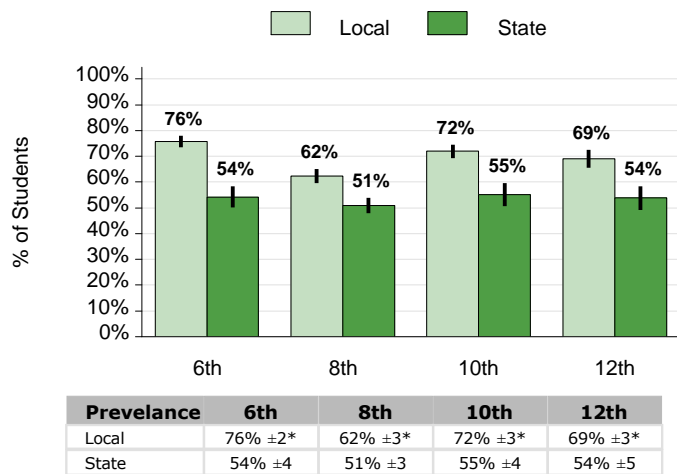
**Protective Factor: Opportunities for Prosocial Community Involvement with Component Questions (Q)**  
Grade 10, 2021



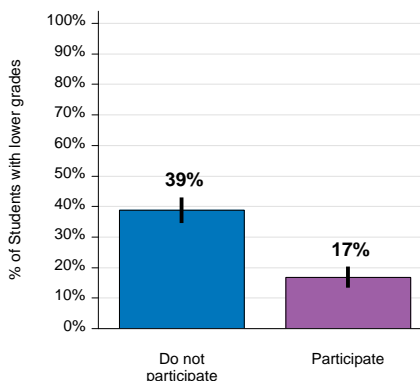
**Community Protective Factor and Afterschool Activity 2010-2021**  
Grade 10, 2021



**Participate in Afterschool Activities**  
All Grades, 2021



**Statewide Relationship between Lower Grades and Participation in Afterschool Activities**  
Grade 10, 2021



*Statewide, more 10th graders who do not participate in afterschool activities report lower grades in school (C's, D's or F's) compared to those who do participate.*

Year: 2021

Grade: 12

Sex: All

Number of Students Surveyed: 752

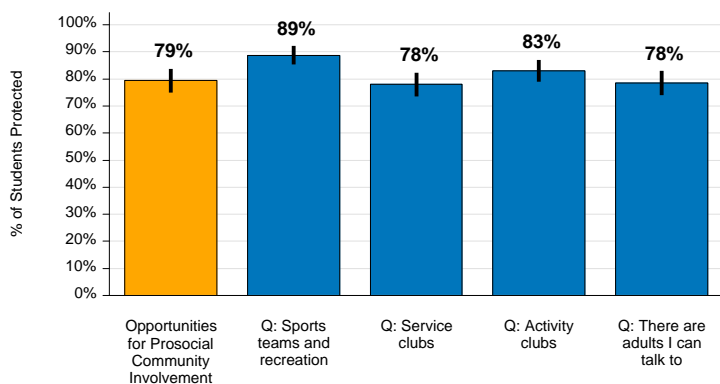
### Background:

- Researchers at the University of Washington (UW) developed a public health model for the prevention of youth substance use and misuse. They identified risk factors that predict youth substance use, and protective factors that can protect youth from the effects of those risks. Prevention strategies are designed to lower risk and increase protection.
- Each "factor" in the HYS is measured with two or more questions to include multiple dimensions of the risk or protective factor. The charts and tables below refer to the "percent of students protected," which is defined as the percent of students whose scores were above a protection cutpoint determined by UW researchers. We also report some of the individual questions.
- *Protective factors in the community environment are those that offer the youth opportunities and rewards for participating in positive and healthy activities.*

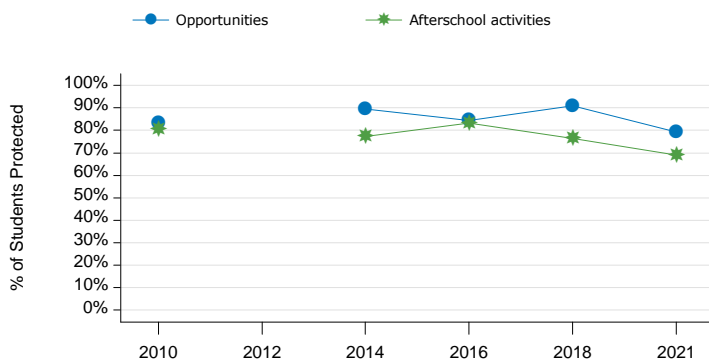
### For More Information:

- Parents, schools, and communities can work together to keep youth healthy and safe. To learn more go to the Start Talking Now website: [www.StartTalkingNow.org](http://www.StartTalkingNow.org). To find out about prevention coalitions in your area and how to get involved, go to [https://www.theathenaforum.org/cpwi\\_coalitions](https://www.theathenaforum.org/cpwi_coalitions).
- For free guides on preventing alcohol and other drug use, visit the ADAI Clearinghouse [www.ADAIClearingHouse.org](http://www.ADAIClearingHouse.org) or call (206) 221-8325.
- For prevention tips and other online resources visit [www.StartTalkingNow.org](http://www.StartTalkingNow.org) and [www.DrugFree.org](http://www.DrugFree.org).
- For 24 hour help for mental health, substance abuse and problem gambling, call 1-866-789-1511 or visit [www.waRecoveryHelpLine.org](http://www.waRecoveryHelpLine.org).

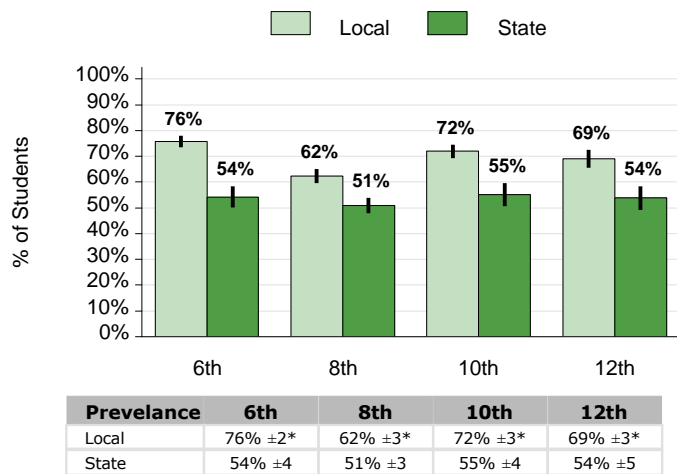
**Protective Factor: Opportunities for Prosocial Community Involvement with Component Questions (Q)**  
Grade 12, 2021



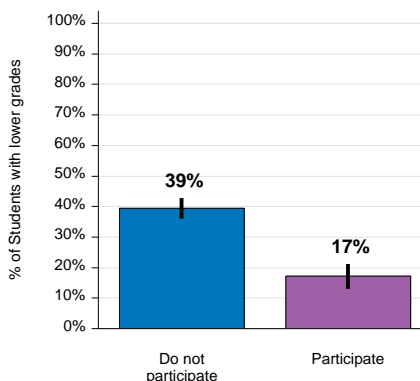
**Community Protective Factor and Afterschool Activity 2010-2021**  
Grade 12, 2021



**Participate in Afterschool Activities**  
All Grades, 2021



**Statewide Relationship between Lower Grades and Participation in Afterschool Activities**  
Grade 12, 2021



*Statewide, more 12th graders who do not participate in afterschool activities report lower grades in school (C's, D's or F's) compared to those who do participate.*

Prevalence is displayed with 95% confidence intervals (as ± or black bar)

\*indicates a significant change from the previous year or a significant difference between state and local results, p<0.05

Washington HYS results generated at [AskHYS.net](http://AskHYS.net) on 03-15-2022

**Missing codes:** S = result suppressed due to insufficient reporting from students of schools; N/G = grade not available; N/S = question was not surveyed this year; N/A = question was not asked of this grade.

Year: 2021

Grade: 8

Sex: All

Number of Students Surveyed: 1,295

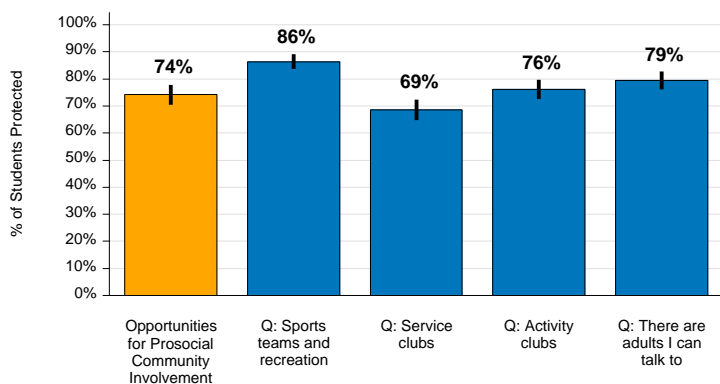
### Background:

- Researchers at the University of Washington (UW) developed a public health model for the prevention of youth substance use and misuse. They identified risk factors that predict youth substance use, and protective factors that can protect youth from the effects of those risks. Prevention strategies are designed to lower risk and increase protection.
- Each "factor" in the HYS is measured with two or more questions to include multiple dimensions of the risk or protective factor. The charts and tables below refer to the "percent of students protected," which is defined as the percent of students whose scores were above a protection cutpoint determined by UW researchers. We also report some of the individual questions.
- *Protective factors in the **community environment** are those that offer the youth opportunities and rewards for participating in positive and healthy activities.*

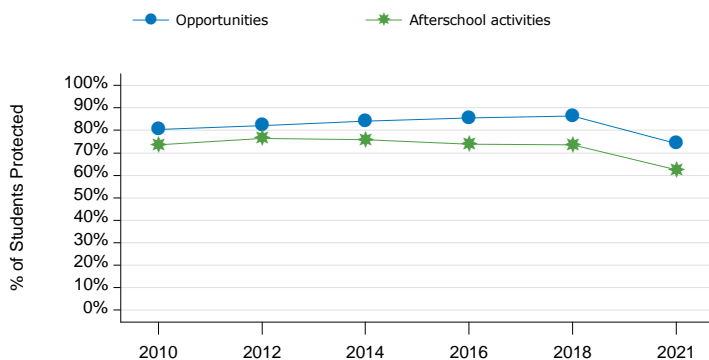
### For More Information:

- Parents, schools, and communities can work together to keep youth healthy and safe. To learn more go to the Start Talking Now website: [www.StartTalkingNow.org](http://www.StartTalkingNow.org). To find out about prevention coalitions in your area and how to get involved, go to [https://www.theathenaforum.org/cpwi\\_coalitions](https://www.theathenaforum.org/cpwi_coalitions).
- For free guides on preventing alcohol and other drug use, visit the ADAI Clearinghouse [www.ADAIClearingHouse.org](http://www.ADAIClearingHouse.org) or call (206) 221-8325.
- For prevention tips and other online resources visit [www.StartTalkingNow.org](http://www.StartTalkingNow.org) and [www.DrugFree.org](http://www.DrugFree.org).
- For 24 hour help for mental health, substance abuse and problem gambling, call 1-866-789-1511 or visit [www.waRecoveryHelpLine.org](http://www.waRecoveryHelpLine.org).

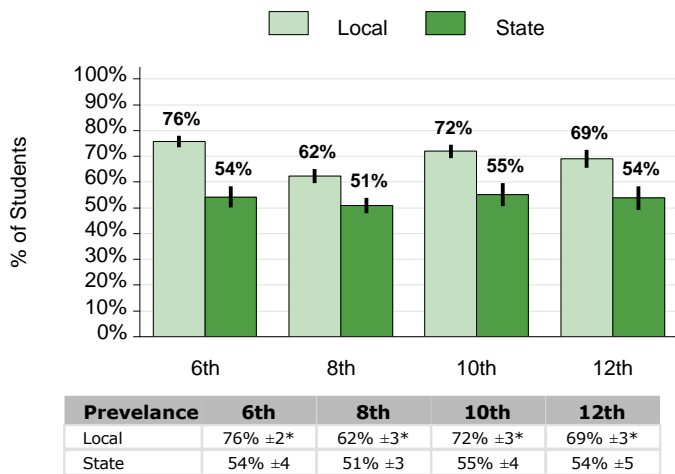
**Protective Factor: Opportunities for Prosocial Community Involvement with Component Questions (Q)**  
Grade 8, 2021



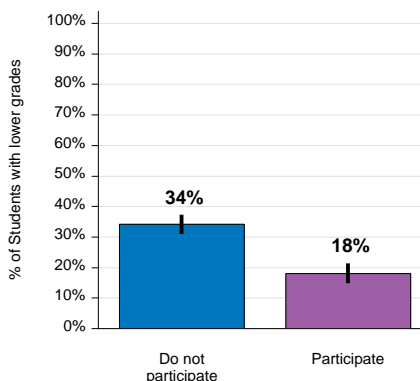
**Community Protective Factor and Afterschool Activity 2010-2021**  
Grade 8, 2021



**Participate in Afterschool Activities**  
All Grades, 2021



**Statewide Relationship between Lower Grades and Participation in Afterschool Activities**  
Grade 8, 2021



*Statewide, more 8th graders who do not participate in afterschool activities report lower grades in school (C's, D's or F's) compared to those who do participate.*

Prevalence is displayed with 95% confidence intervals (as  $\pm$  or black bar)

\*indicates a significant change from the previous year or a significant difference between state and local results,  $p < 0.05$

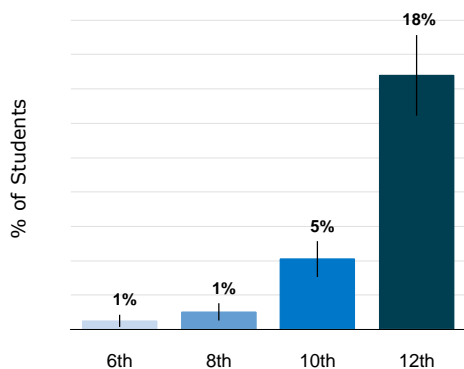
Washington HYS results generated at [AskHYS.net](http://AskHYS.net) on 03-15-2022

**Missing codes:** S = result suppressed due to insufficient reporting from students of schools; N/G = grade not available; N/S = question was not surveyed this year; N/A = question was not asked of this grade.

### Are OUR youth using alcohol?

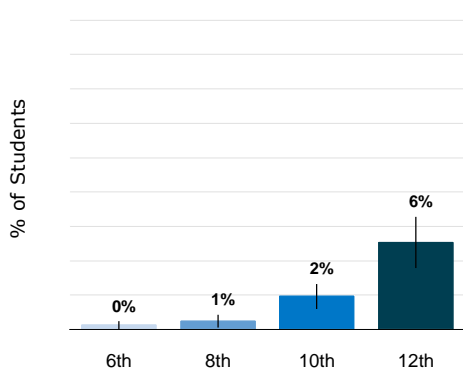
#### Current Drinking

Students who report drinking at least once in the past month



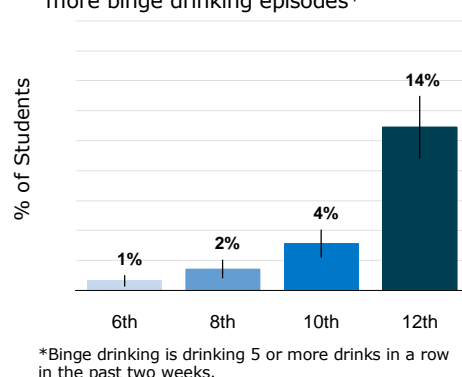
#### Experimental Drinking

Students who report drinking on 1-2 days in the past month, but no binge drinking



#### Problem or Heavy Drinking

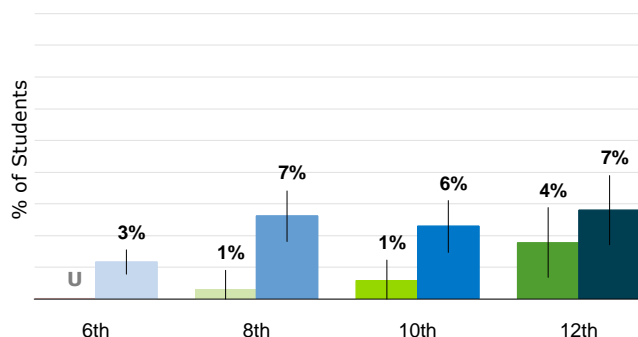
Students who report drinking 3 or more days in the past month and/or one or more binge drinking episodes\*



#### In a Vehicle

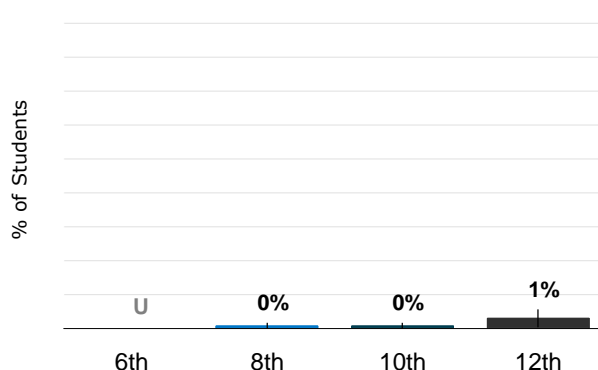
Students who report drinking and driving OR riding with a driver who had been drinking

■ Drove after drinking ■ Rode with drinking driver

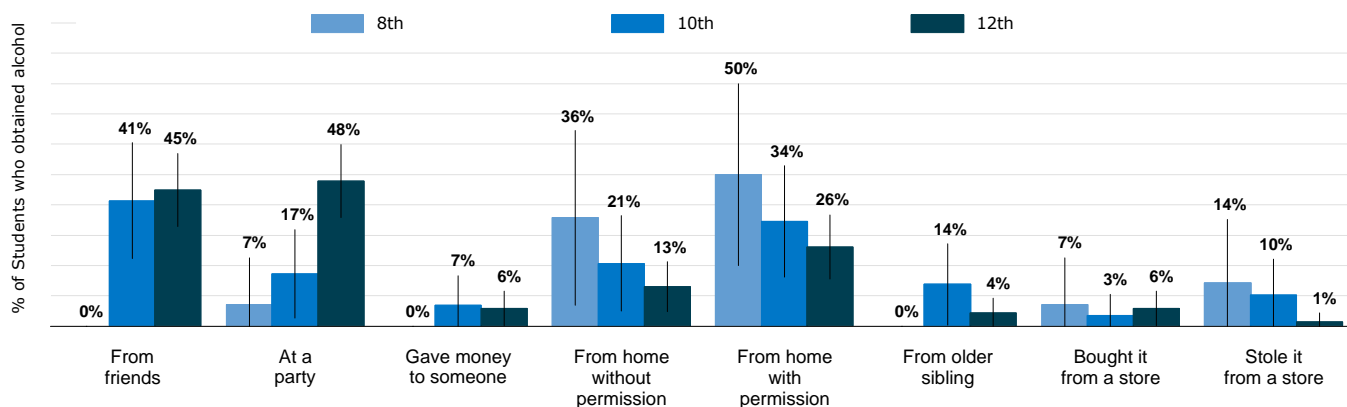


#### On school property

Students who report drinking on school property in the past month



### Where Do Youth Get Alcohol?



The percentages in this chart are based on all students who reported getting alcohol in the past 30 days, regardless whether they reported drinking in the past 30 days. Students could select multiple sources.

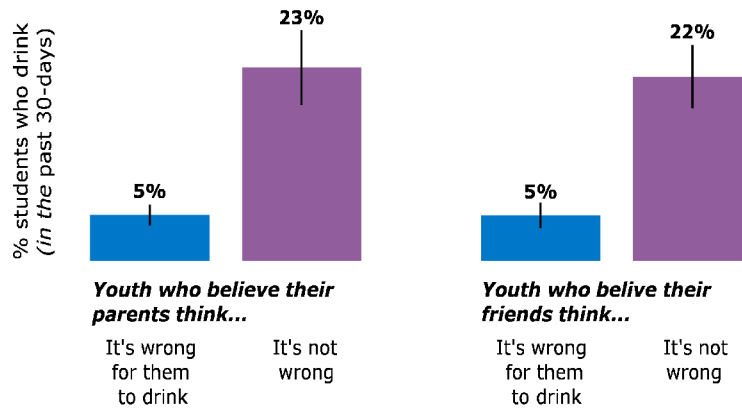
The data in these charts are based on the Healthy Youth Survey conducted in fall 2021. In Issaquah School District, 1,346 6th graders, 1,295 8th graders, 1,227 10th graders and 752 12th graders completed the survey.

For more results from the 2021 Healthy Youth Survey, please visit [www.AskHYS.net](http://www.AskHYS.net)

## Parents and friends have influence!

**Youth are less likely to drink if they believe their parents or their friends disapprove of youth drinking.**

**Percent of 10th Graders who Drink Alcohol (Statewide)**

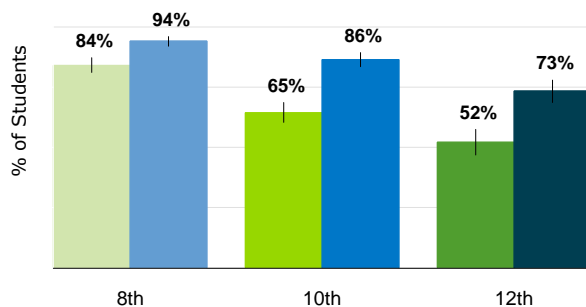


### What does this chart say?

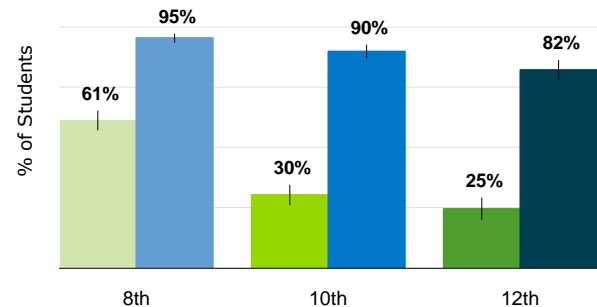
- Only 5% of youth drink alcohol if their parents think it's wrong, while 23% drink if their parents don't think it's wrong
- Only 5% of youth drink alcohol if their friends think it's wrong, while 22% drink if their friends don't think it's wrong.

## Youth in Issaquah School District reported that they believe...

■ Parents would catch me if I had been drinking  
■ Parents think youth drinking is wrong



■ Police would catch me if I had been drinking  
■ Friends think that youth drinking is wrong



## Take action to reduce youth alcohol use!

**Community Members - help reduce youth drinking by making it difficult for them to get alcohol.**

The percent of Issaquah School District youth who think that it would be easy to get alcohol increases as they get older, from 11% in 6th Grade to 48% in 12th Grade.

**Parents - talk to your kids about the dangers of drinking alcohol.**

The percent of Issaquah School District youth who said their parents **didn't** talk to them about the dangers of alcohol increases as they get older, from 22% in 8th Grade to 35% in 12th Grade.

## Help youth make healthy choices

### Start the conversation

**Continue the conversation**

**Visit us at: [www.StartTalkingNow.org](http://www.StartTalkingNow.org)**

