



SOUTH

**Teacher Survey
Spring Surveys - 2022**



Report created by
Panorama Education



Summary

Topic Description	Results	Comparison
<p>Feedback and Coaching</p> <p>Perceptions of the amount and quality of feedback faculty and staff receive.</p>	35%	33% Hinsdale Township High School District 86 (IL)
<p>Professional Learning</p> <p>Perceptions of the amount and quality of professional growth and learning opportunities available to faculty and staff.</p>	53%	48% Hinsdale Township High School District 86 (IL)
<p>Professional Learning About Equity</p> <p>Perceptions of the quantity and quality of equity-focused professional learning opportunities available to faculty and staff.</p>	55%	48% Hinsdale Township High School District 86 (IL)
<p>School Leadership</p> <p>Perceptions of the school leadership's effectiveness.</p>	36%	36% Hinsdale Township High School District 86 (IL)
<p>Staff-Leadership Relationships</p> <p>Perceptions of faculty and staff relationships with school leaders.</p>	53%	53% Hinsdale Township High School District 86 (IL)
<p>Teaching Efficacy</p> <p>Faculty perceptions of their professional strengths and areas for growth.</p>	80%	80% Hinsdale Township High School District 86 (IL)
<p>Well-being</p> <p>Faculty and staff perceptions of their own professional well-being.</p>	56%	55% Hinsdale Township High School District 86 (IL)

98 responses



Feedback and Coaching

Your average

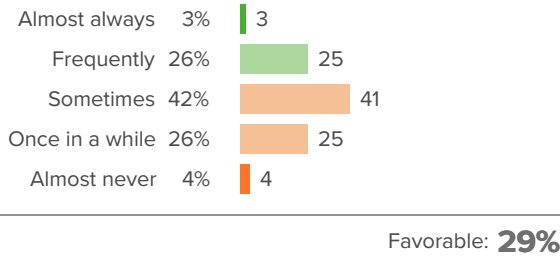
35%

98 responses

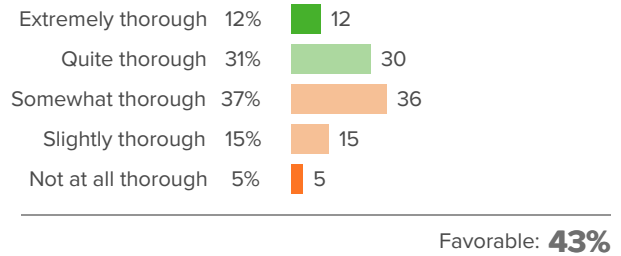
District average: **33%** Hinsdale Township High School District 86 (IL)

How did people respond?

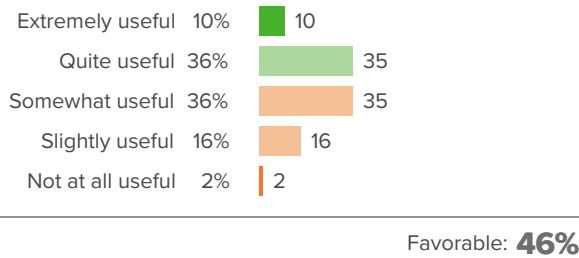
Q.1: How often do you receive feedback on your teaching?



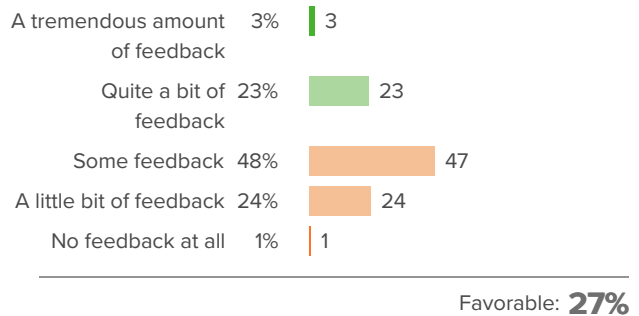
Q.2: At your school, how thorough is the feedback you receive in covering all aspects of your role as a teacher?



Q.3: How useful do you find the feedback you receive on your teaching?

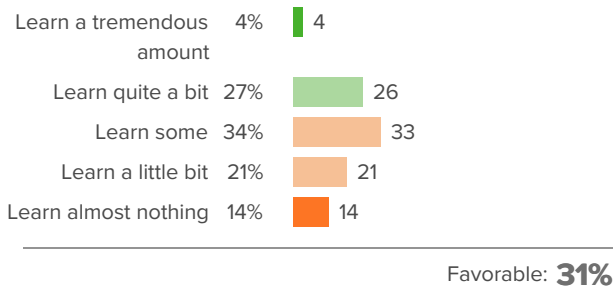


Q.4: How much feedback do you receive on your teaching?





Q.5: How much do you learn from the teacher evaluation processes at your school?





Professional Learning

Your average

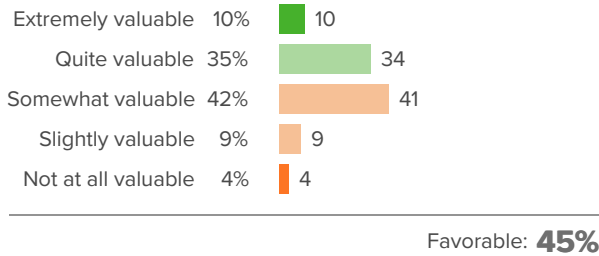
53%

98 responses

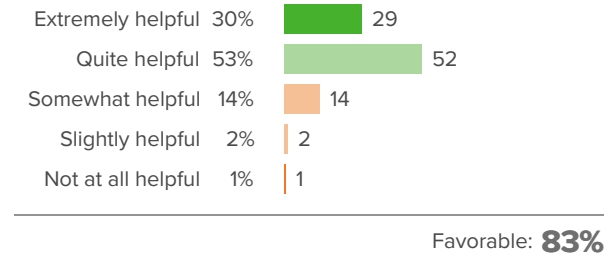
District average: **48%** Hinsdale Township High School District 86 (IL)

How did people respond?

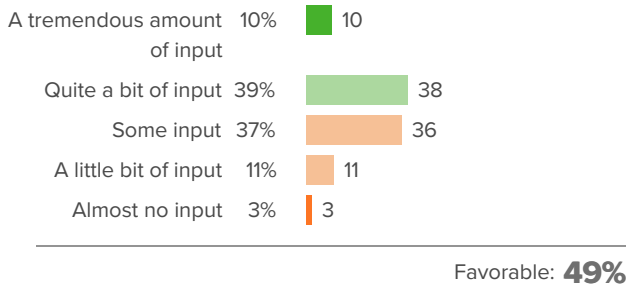
Q.1: At your school, how valuable are the available professional development opportunities?



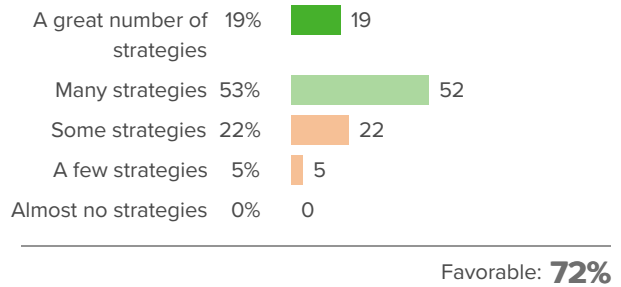
Q.2: How helpful are your colleagues' ideas for improving your teaching?



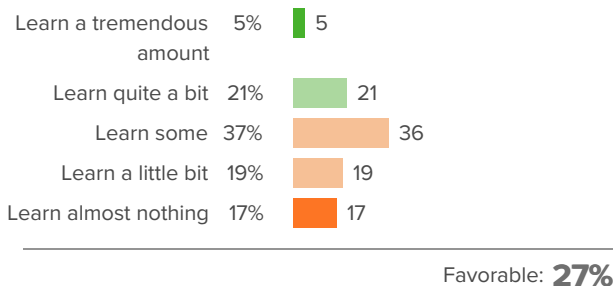
Q.3: How much input do you have into individualizing your own professional development opportunities?



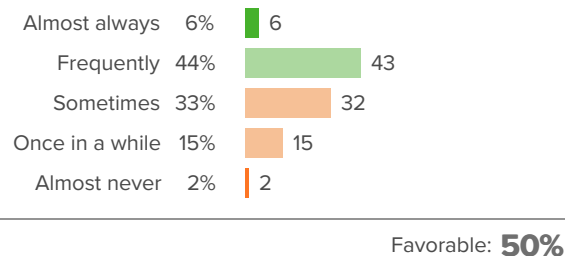
Q.4: Through working at your school, how many new teaching strategies have you learned?



Q.5: Overall, how much do you learn about teaching from the leaders at your school?

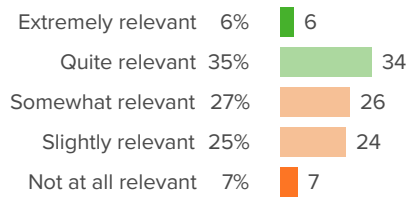


Q.6: How often do your professional development opportunities help you explore new ideas?



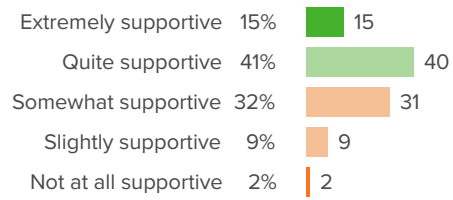


Q.7: How relevant have your professional development opportunities been to the content that you teach?



Favorable: **41%**

Q.8: Overall, how supportive has the school been of your growth as a teacher?



Favorable: **57%**



Professional Learning About Equity

Your average

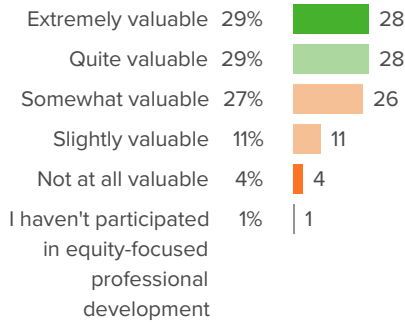
55%

98 responses

District average: **48%** Hinsdale Township High School District 86 (IL)

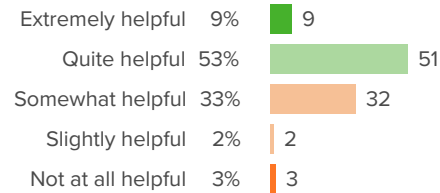
How did people respond?

Q.1: At your school, how valuable are the equity-focused professional development opportunities?



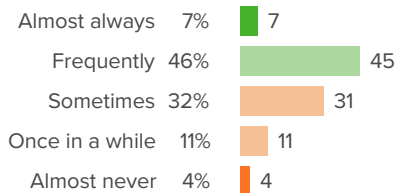
Favorable: **58%**

Q.2: When it comes to promoting culturally responsive practices, how helpful are your colleagues' ideas for improving your practice?



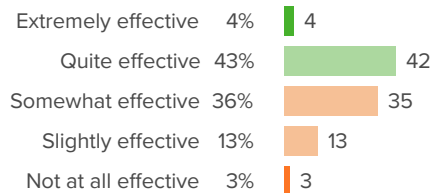
Favorable: **62%**

Q.3: How often do professional development opportunities help you explore new ways to promote equity in your practice?



Favorable: **53%**

Q.4: Overall, how effective has your school administration been in helping you advance student equity?



Favorable: **47%**



School Leadership

Your average

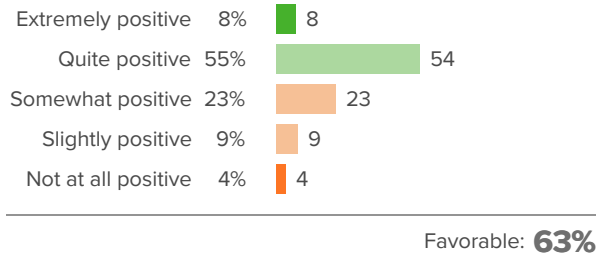
36%

98 responses

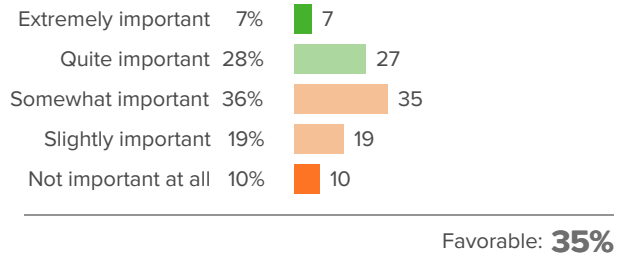
District average: **36%** Hinsdale Township High School District 86 (IL)

How did people respond?

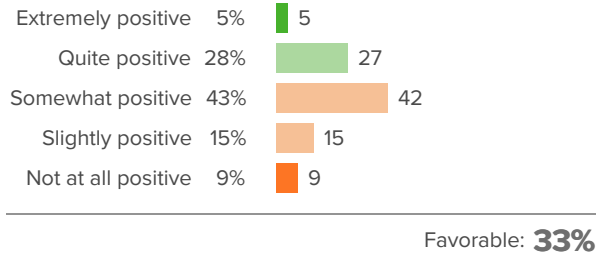
Q.1: How positive is the tone that school leaders set for the culture of the school?



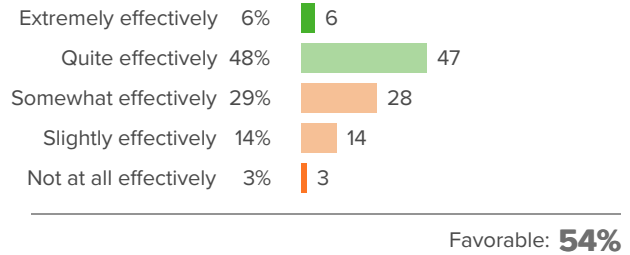
Q.2: For your school leaders, how important is teacher satisfaction?



Q.3: Overall, how positive is the influence of the school leaders on the quality of your teaching?

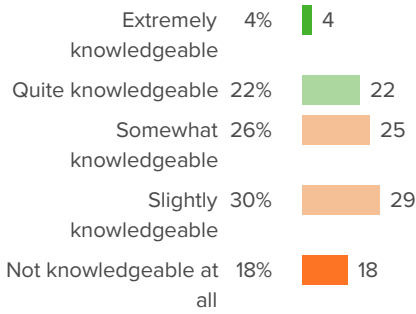


Q.4: How effectively do school leaders communicate important information to teachers?



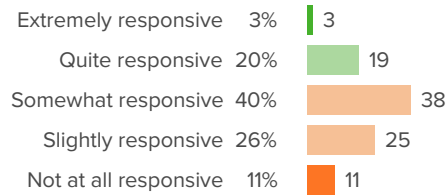


Q.5: How knowledgeable are your school leaders about what is going on in teachers' classrooms?



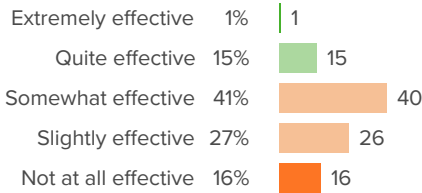
Favorable: **27%**

Q.6: How responsive are school leaders to your feedback?



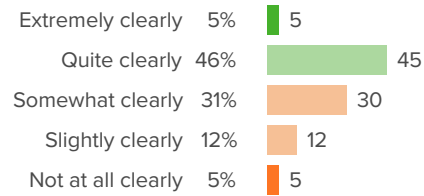
Favorable: **23%**

Q.7: How effective are the school leaders at developing rules for students that facilitate their learning?



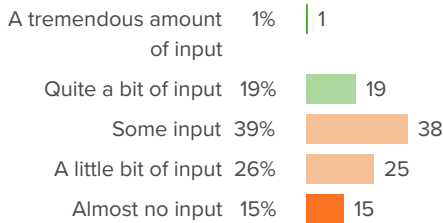
Favorable: **16%**

Q.8: How clearly do your school leaders identify their goals for teachers?



Favorable: **52%**

Q.9: When the school makes important decisions, how much input do teachers have?



Favorable: **20%**



Staff-Leadership Relationships

Your average

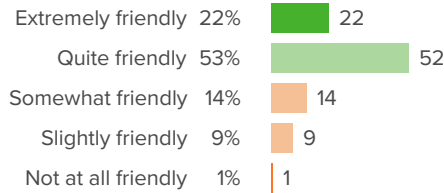
53%

98 responses

District average: **53%** Hinsdale Township High School District 86 (IL)

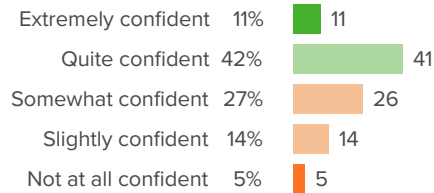
How did people respond?

Q.1: How friendly are your school leaders toward you?



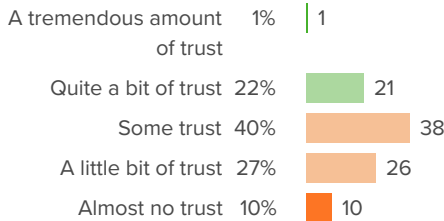
Favorable: **76%**

Q.2: How confident are you that your school leaders have the best interests of the school in mind?



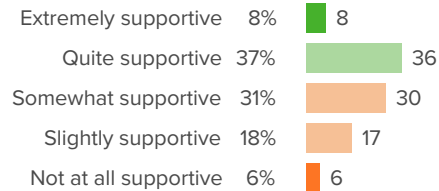
Favorable: **54%**

Q.3: How much trust exists between school leaders and faculty?



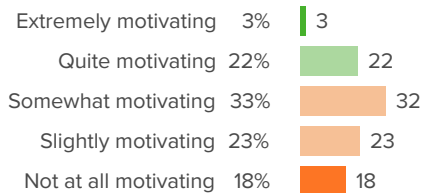
Favorable: **23%**

Q.4: When you face challenges at work, how supportive are your school leaders?



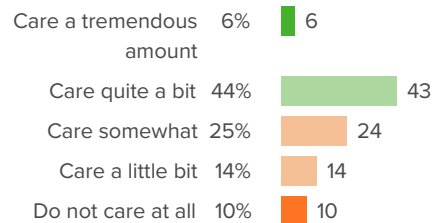
Favorable: **45%**

Q.5: At your school, how motivating do you find working with the leadership team?



Favorable: **26%**

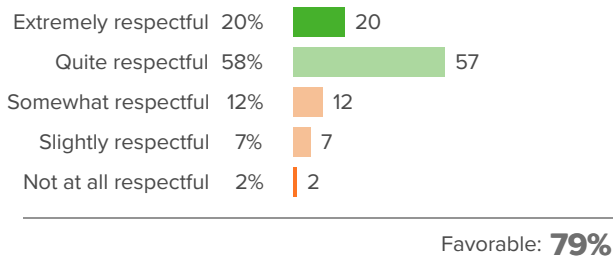
Q.6: How much do your school leaders care about you as an individual?



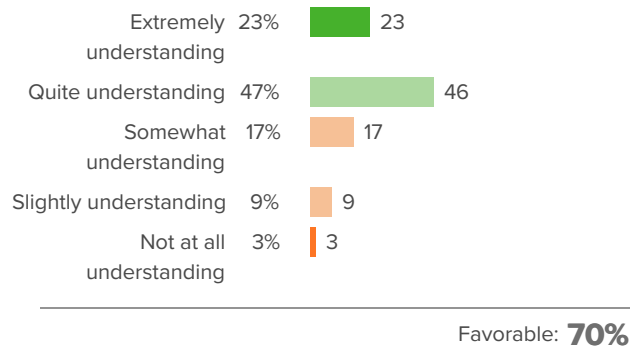
Favorable: **51%**



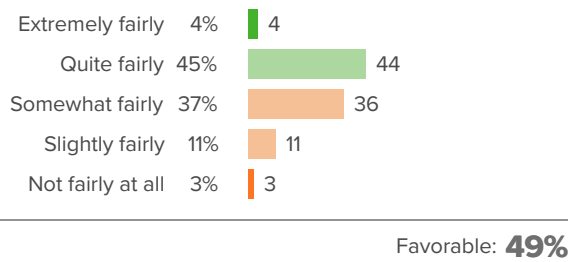
Q.7: How respectful are your school leaders towards you?



Q.8: When challenges arise in your personal life, how understanding are your school leaders?



Q.9: How fairly does the school leadership treat the faculty?





Teaching Efficacy

Your average

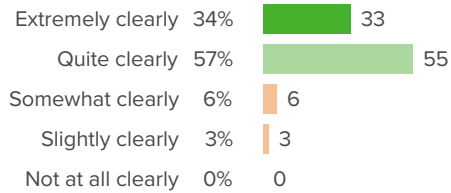
80%

98 responses

District average: **80%** Hinsdale Township High School District 86 (IL)

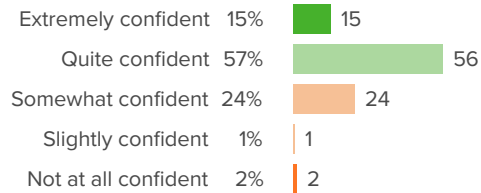
How did people respond?

Q.1: How clearly can you explain the most complicated content to your students?



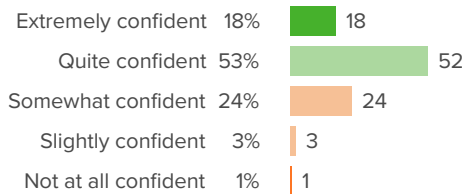
Favorable: **91%**

Q.2: How confident are you that you can move through material at a pace that works well for each of your students?



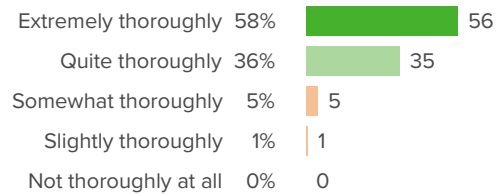
Favorable: **72%**

Q.3: How confident are you that you can help your school's most challenging students to learn?



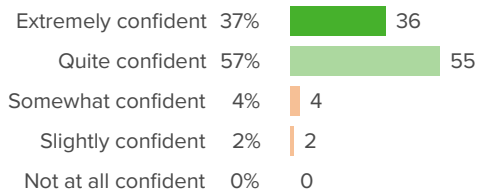
Favorable: **71%**

Q.4: How thoroughly do you feel that you know all the content you need to teach?



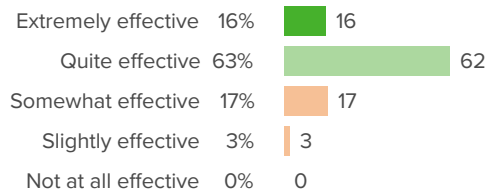
Favorable: **94%**

Q.5: If a parent were upset about something in your class, how confident are you that you could have a productive conversation with this parent?



Favorable: **94%**

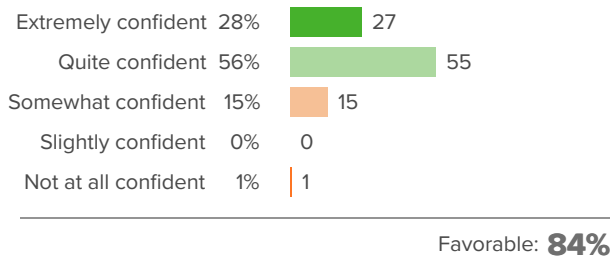
Q.6: How effective do you think you are at managing particularly disruptive classes?



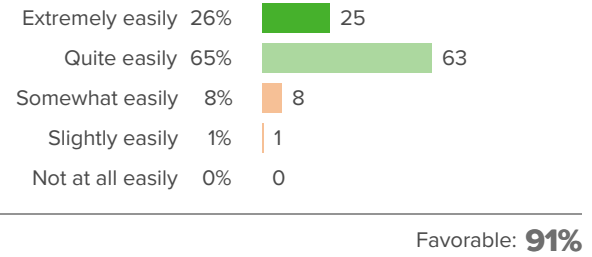
Favorable: **80%**



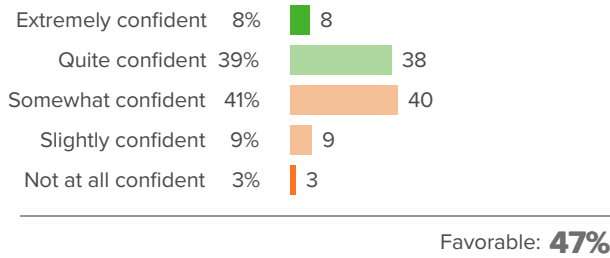
Q.7: How confident are you that you can meet the learning needs of your most advanced students?



Q.8: When one of your teaching strategies fails to work for a group of students, how easily can you think of another approach to try?



Q.9: How confident are you that you can engage students who typically are not motivated?





Well-being

Your average

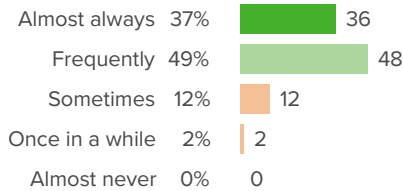
56%

98 responses

District average: **55%** Hinsdale Township High School District 86 (IL)

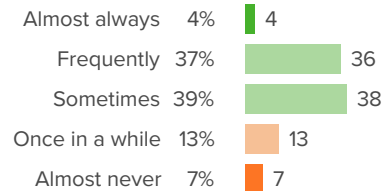
How did people respond?

Q.1: During the past week, how often did you feel engaged at work?



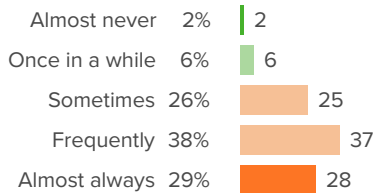
Favorable: **86%**

Q.2: During the past week, how often did you feel excited at work?



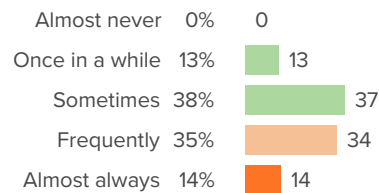
Favorable: **80%**

Q.3: During the past week, how often did you feel exhausted at work?



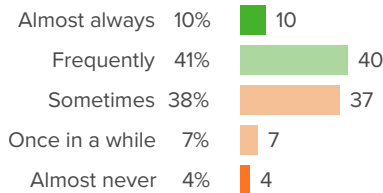
Favorable: **8%**

Q.4: During the past week, how often did you feel frustrated at work?



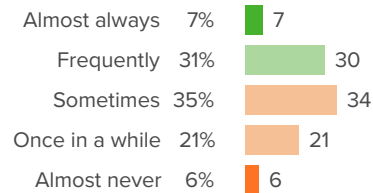
Favorable: **51%**

Q.5: During the past week, how often did you feel happy at work?



Favorable: **51%**

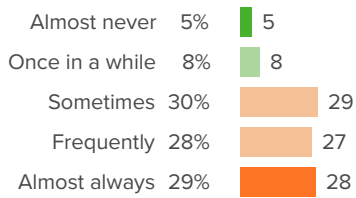
Q.6: During the past week, how often did you feel hopeful at work?



Favorable: **38%**

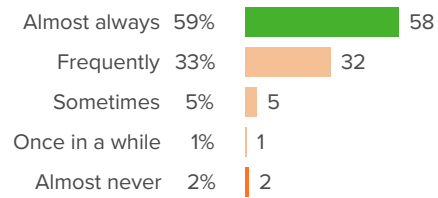


Q.7: During the past week, how often did you feel overwhelmed at work?



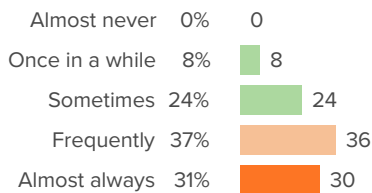
Favorable: **13%**

Q.8: During the past week, how often did you feel safe at work?



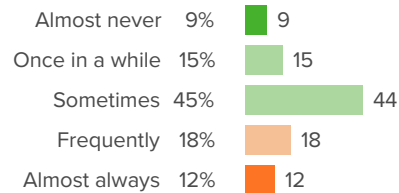
Favorable: **59%**

Q.9: During the past week, how often did you feel stressed out at work?



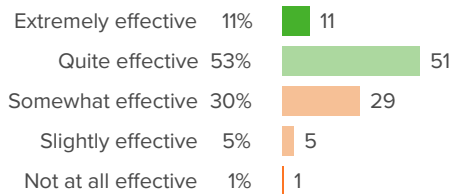
Favorable: **33%**

Q.10: During the past week, how often did you feel worried at work?



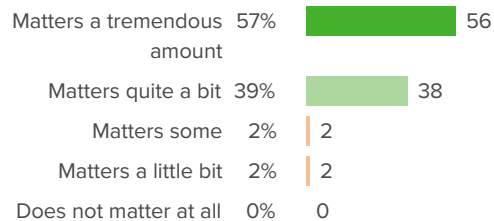
Favorable: **69%**

Q.11: How effective do you feel at your job right now?



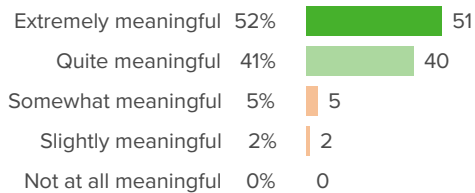
Favorable: **64%**

Q.12: How much does your work matter to you?



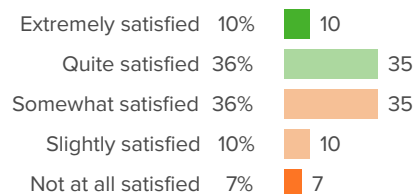
Favorable: **96%**

Q.13: How meaningful for you is the work that you do?



Favorable: **93%**

Q.14: Overall, how satisfied are you with your job right now?




Favorable: **46%**



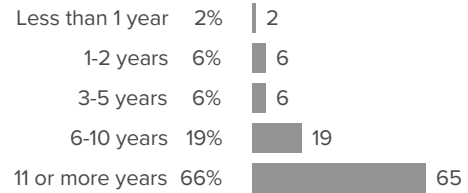
Background Questions

How did people respond?

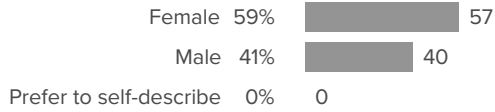
Q.1: What building are you assigned to?



Q.2: How many years have you worked in District 86?



Q.3: What is your gender?



Q.4: What is your race or ethnicity?

