



ADMINISTRATION

Staff Survey
Spring Surveys - 2022



Report created by
Panorama Education



Summary

Topic Description	Results	Comparison
<p>Feedback and Coaching</p> <p>Perceptions of the amount and quality of feedback faculty and staff receive.</p>	<p>51%</p> <p>▲ 11</p> <p>since last survey</p>	<p>34% Hinsdale Township High School District 86 (IL)</p>
<p>Professional Learning</p> <p>Perceptions of the amount and quality of professional growth and learning opportunities available to faculty and staff.</p>	<p>63%</p> <p>▲ 19</p> <p>since last survey</p>	<p>43% Hinsdale Township High School District 86 (IL)</p>
<p>Professional Learning About Equity</p> <p>Perceptions of the quantity and quality of equity-focused professional learning opportunities available to faculty and staff.</p>	<p>68%</p> <p>▲ 20</p> <p>since last survey</p>	<p>44% Hinsdale Township High School District 86 (IL)</p>
<p>School Leadership</p> <p>Perceptions of the school leadership’s effectiveness.</p>	<p>66%</p> <p>▲ 10</p> <p>since last survey</p>	<p>53% Hinsdale Township High School District 86 (IL)</p>
<p>Staff-Leadership Relationships</p> <p>Perceptions of faculty and staff relationships with school leaders.</p>	<p>72%</p> <p>▲ 5</p> <p>since last survey</p>	<p>61% Hinsdale Township High School District 86 (IL)</p>
<p>Well-being</p> <p>Faculty and staff perceptions of their own professional well-being.</p>	<p>65%</p> <p>▲ 5</p> <p>since last survey</p>	<p>66% Hinsdale Township High School District 86 (IL)</p>

8 responses



Feedback and Coaching

Your average

51%

8 responses

Change

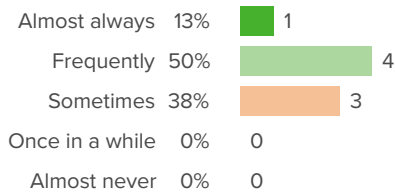
▲ 11

since last survey

District average: **34%** Hinsdale Township High School District 86 (IL)

How did people respond?

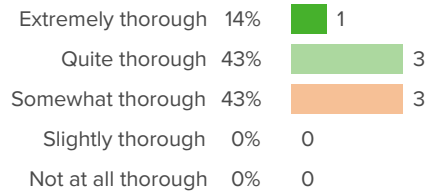
Q.1: How often do you receive feedback on your work?



▲ 23 from last survey

Favorable: **63%**

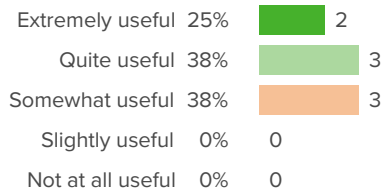
Q.2: At your school, how thorough is the feedback you receive in covering all aspects of your role?



▲ 7 from last survey

Favorable: **57%**

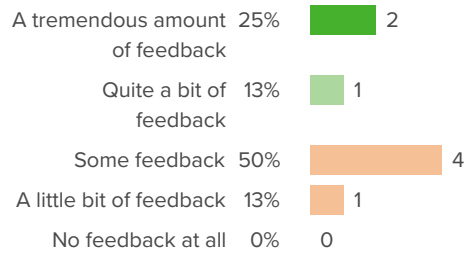
Q.3: How useful do you find the feedback you receive on your work?



▲ 13 from last survey

Favorable: **63%**

Q.4: How much feedback do you receive on your work?



▼ 2 from last survey

Favorable: **38%**

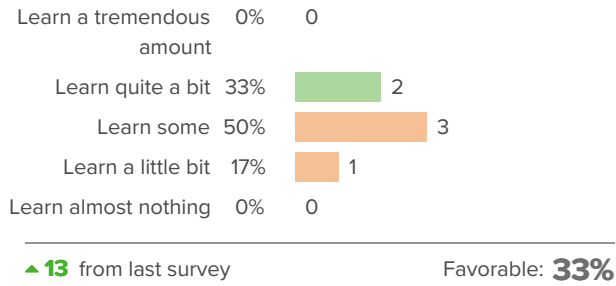


ADMINISTRATION

Spring Surveys - 2022 District 86 Social-Emotional Learning: Adult Measures Survey for Teachers and Staff - Spring 2022, Staff Survey



Q.5: How much do you learn from the evaluation processes at your school?





Professional Learning

Your average

63%

8 responses

Change

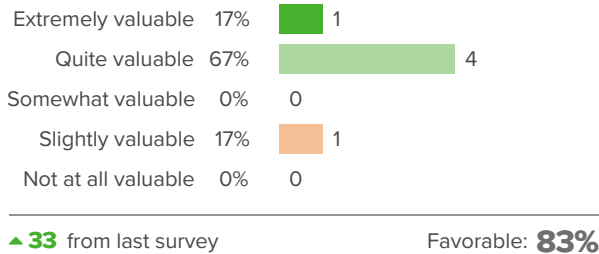
▲ 19

since last survey

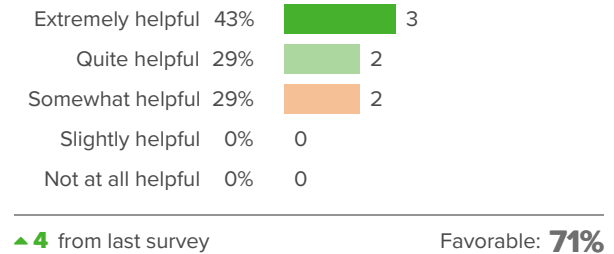
District average: **43%** Hinsdale Township High School District 86 (IL)

How did people respond?

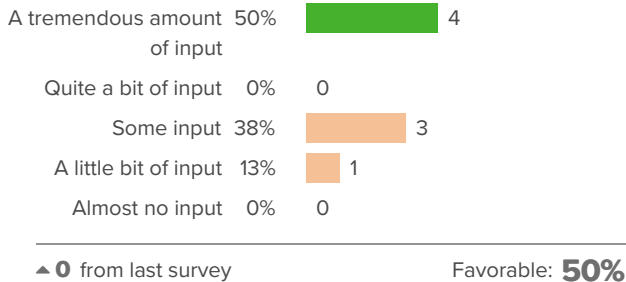
Q.1: At your school, how valuable are the available professional development opportunities?



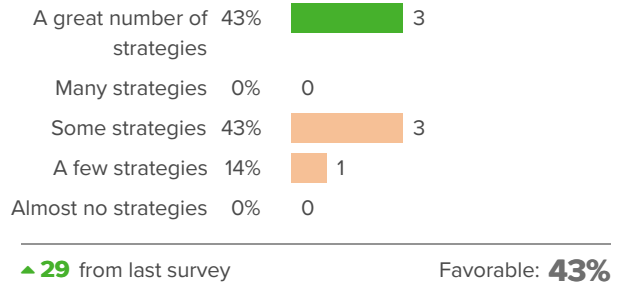
Q.2: How helpful are your colleagues' ideas for improving your work?



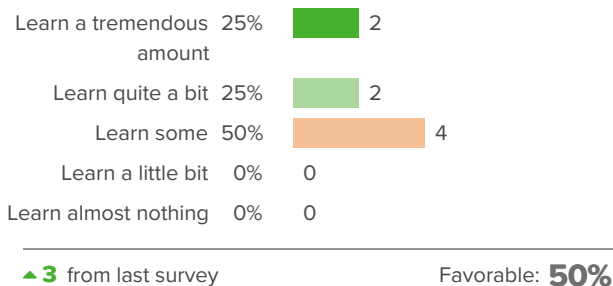
Q.3: How much input do you have into individualizing your own professional development opportunities?



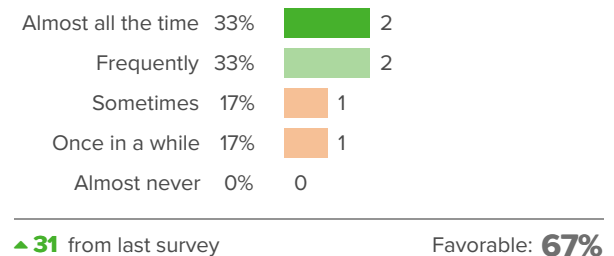
Q.4: Through working at your school, how many new strategies for your job have you learned?



Q.5: Overall, how much do you learn from the leaders at your school?



Q.6: How often do your professional development opportunities help you explore new ideas?



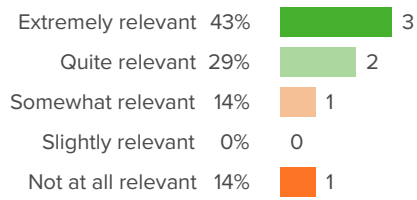


ADMINISTRATION

Spring Surveys - 2022 District 86 Social-Emotional Learning: Adult Measures Survey for Teachers and Staff - Spring 2022, Staff Survey



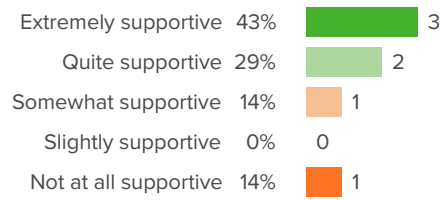
Q.7: How relevant have your professional development opportunities been to your work?



▲ **21** from last survey

Favorable: **71%**

Q.8: Overall, how supportive has the school been of your professional growth?



▲ **31** from last survey

Favorable: **71%**



Professional Learning About Equity

Your average

68%

8 responses

Change

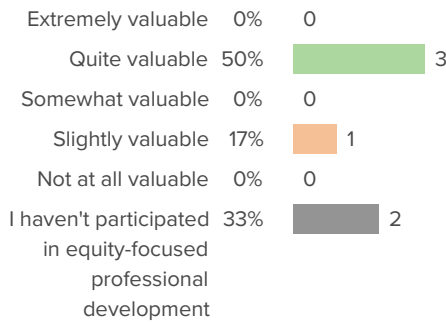
▲ 20

since last survey

District average: **44%** Hinsdale Township High School District 86 (IL)

How did people respond?

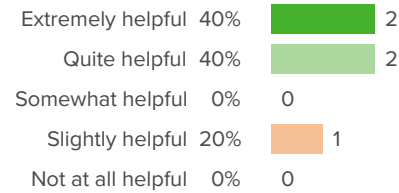
Q.1: At your school, how valuable are the equity-focused professional development opportunities?



▲ 15 from last survey

Favorable: **75%**

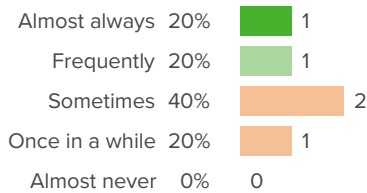
Q.2: When it comes to promoting culturally responsive practices, how helpful are your colleagues' ideas for improving your practice?



▲ 37 from last survey

Favorable: **80%**

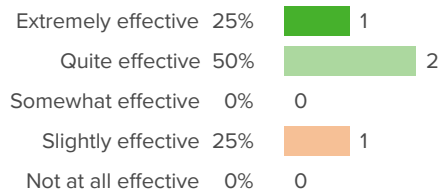
Q.3: How often do professional development opportunities help you explore new ways to promote equity in your practice?



▲ 17 from last survey

Favorable: **40%**

Q.4: Overall, how effective has your school administration been in helping you advance student equity?



▲ 11 from last survey

Favorable: **75%**



School Leadership

Your average

66%

8 responses

Change

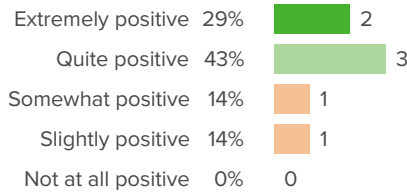
▲ 10

since last survey

District average: **53%** Hinsdale Township High School District 86 (IL)

How did people respond?

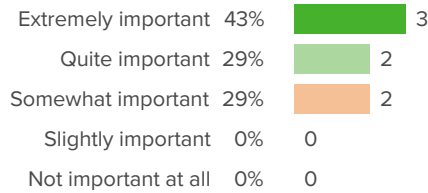
Q.1: How positive is the tone that school leaders set for the culture of the school?



▲ 18 from last survey

Favorable: **71%**

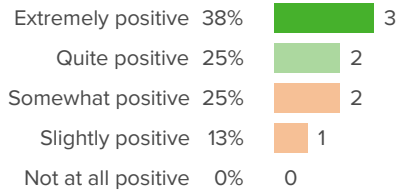
Q.2: For your school leaders, how important is staff satisfaction?



▲ 2 from last survey

Favorable: **71%**

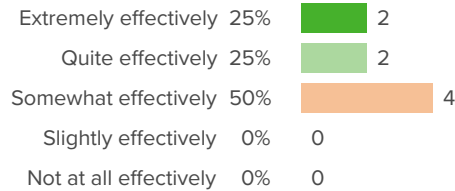
Q.3: Overall, how positive is the influence of the school leaders on the quality of your work?



▼ 1 from last survey

Favorable: **63%**

Q.4: How effectively do school leaders communicate important information to staff?



▼ 3 from last survey

Favorable: **50%**

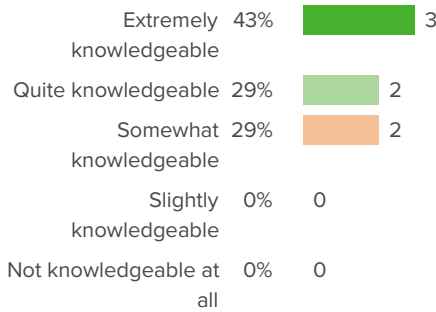


ADMINISTRATION

Spring Surveys - 2022 District 86 Social-Emotional Learning: Adult Measures Survey for Teachers and Staff - Spring 2022, Staff Survey



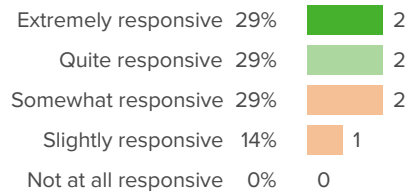
Q.5: How knowledgeable are your school leaders about what is going on in the school?



▲ 2 from last survey

Favorable: **71%**

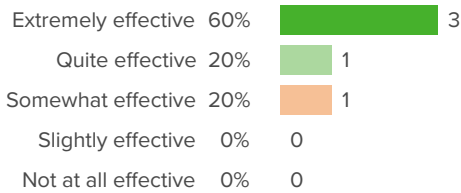
Q.6: How responsive are school leaders to your feedback?



▲ 10 from last survey

Favorable: **57%**

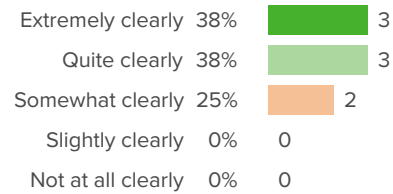
Q.7: How effective are the school leaders at developing rules for students that facilitate their learning?



▲ 7 from last survey

Favorable: **80%**

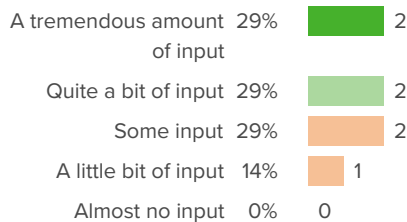
Q.8: How clearly do your school leaders identify their goals for the staff?



▲ 28 from last survey

Favorable: **75%**

Q.9: When the school makes important decisions, how much input do staff have?



▲ 24 from last survey

Favorable: **57%**



Staff-Leadership Relationships

Your average

72%

8 responses

Change

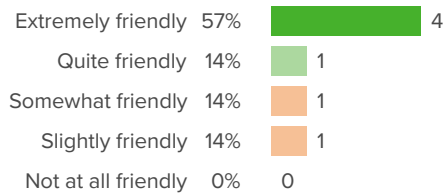
▲ 5

since last survey

District average: **61%** Hinsdale Township High School District 86 (IL)

How did people respond?

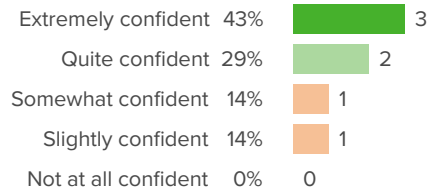
Q.1: How friendly are your school leaders toward you?



▼ 8 from last survey

Favorable: **71%**

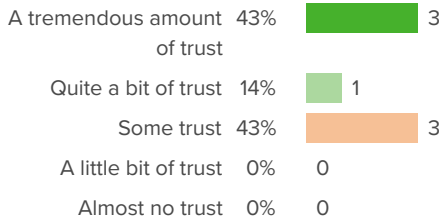
Q.2: How confident are you that your school leaders have the best interests of the school in mind?



▲ 0 from last survey

Favorable: **71%**

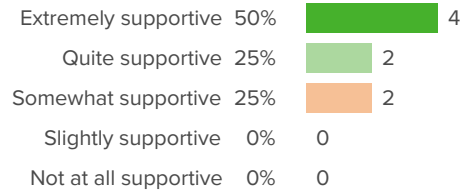
Q.3: How much trust exists between school leaders and staff?



▲ 30 from last survey

Favorable: **57%**

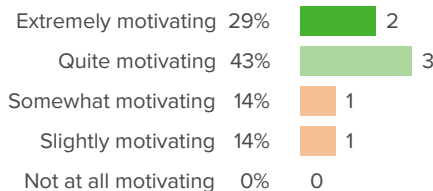
Q.4: When you face challenges at work, how supportive are your school leaders?



▲ 8 from last survey

Favorable: **75%**

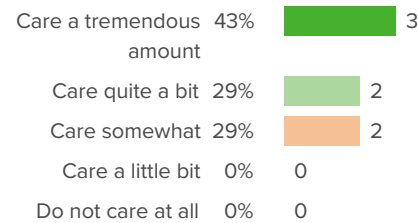
Q.5: At your school, how motivating do you find working with the leadership team?



▲ 7 from last survey

Favorable: **71%**

Q.6: How much do your school leaders care about you as an individual?



▲ 11 from last survey

Favorable: **71%**

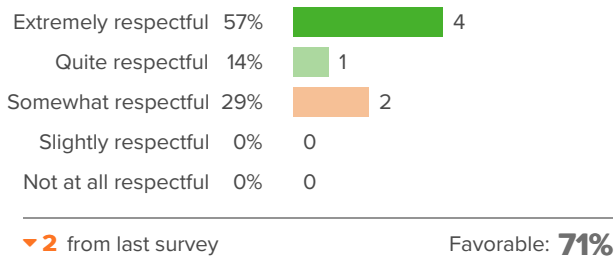


ADMINISTRATION

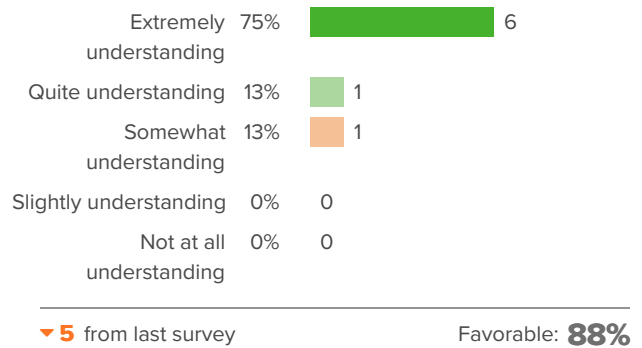
Spring Surveys - 2022 District 86 Social-Emotional Learning: Adult Measures Survey for Teachers and Staff - Spring 2022, Staff Survey



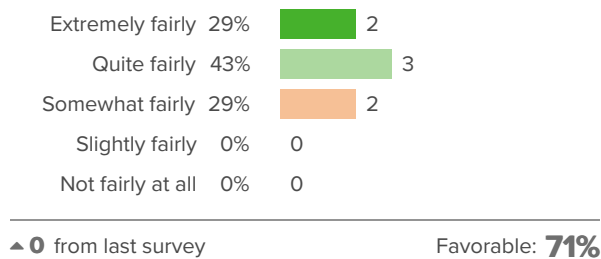
Q.7: How respectful are your school leaders towards you?



Q.8: When challenges arise in your personal life, how understanding are your school leaders?



Q.9: How fairly does the school leadership treat the staff?





Well-being

Your average

65%

8 responses

Change

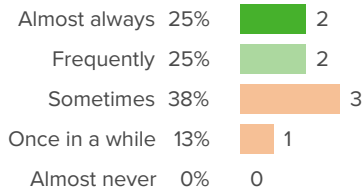
▲ 5

since last survey

District average: **66%** Hinsdale Township High School District 86 (IL)

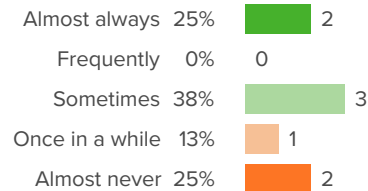
How did people respond?

Q.1: During the past week, how often did you feel engaged at work?



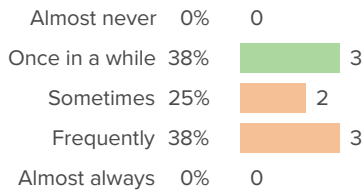
▼ **37** from last survey Favorable: **50%**

Q.2: During the past week, how often did you feel excited at work?



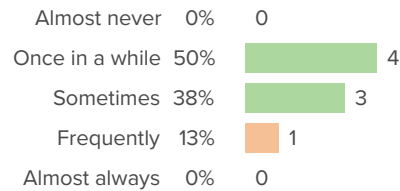
▲ **3** from last survey Favorable: **63%**

Q.3: During the past week, how often did you feel exhausted at work?



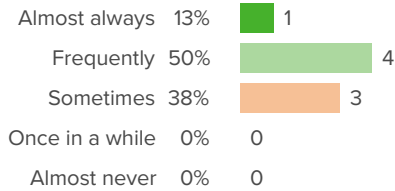
▲ **18** from last survey Favorable: **38%**

Q.4: During the past week, how often did you feel frustrated at work?



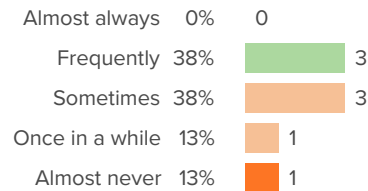
▲ **21** from last survey Favorable: **88%**

Q.5: During the past week, how often did you feel happy at work?



▲ **10** from last survey Favorable: **63%**

Q.6: During the past week, how often did you feel hopeful at work?



▲ **0** from last survey Favorable: **38%**

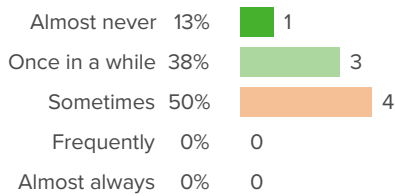


ADMINISTRATION

Spring Surveys - 2022 District 86 Social-Emotional Learning: Adult Measures Survey for Teachers and Staff - Spring 2022, Staff Survey



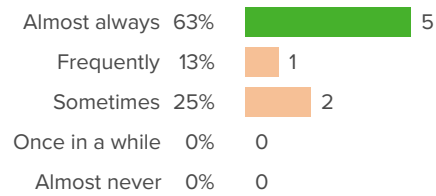
Q.7: During the past week, how often did you feel overwhelmed at work?



▲ 23 from last survey

Favorable: 50%

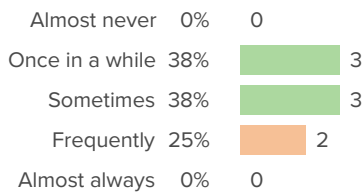
Q.8: During the past week, how often did you feel safe at work?



▲ 10 from last survey

Favorable: 63%

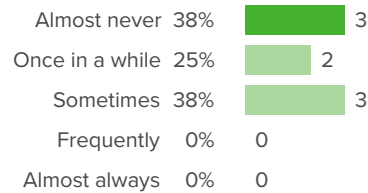
Q.9: During the past week, how often did you feel stressed out at work?



▲ 15 from last survey

Favorable: 75%

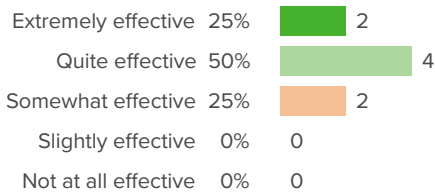
Q.10: During the past week, how often did you feel worried at work?



▲ 33 from last survey

Favorable: 100%

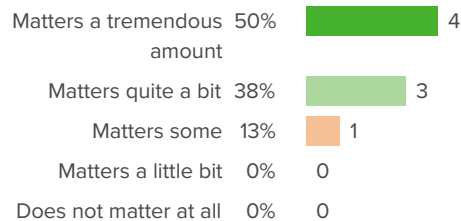
Q.11: How effective do you feel at your job right now?



▲ 2 from last survey

Favorable: 75%

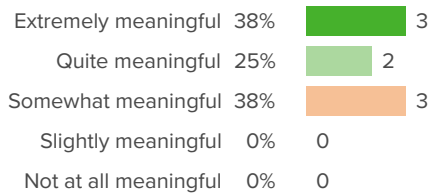
Q.12: How much does your work matter to you?



▼ 12 from last survey

Favorable: 88%

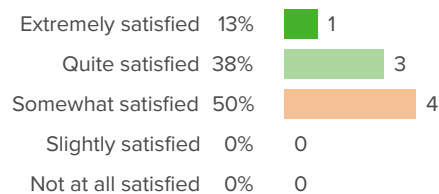
Q.13: How meaningful for you is the work that you do?



▼ 24 from last survey

Favorable: 63%

Q.14: Overall, how satisfied are you with your job right now?



▲ 3 from last survey

Favorable: 50%



Background Questions

How did people respond?

Q.1: What building are you assigned to?

Hinsdale Central	0%	0
Hinsdale South	0%	0
Transition Center	0%	0
Administration building	100%	7

Q.2: Which employee group do you belong to?

HHSTA	0%	0
HTHSSSA	0%	0
SEIU	0%	0
Non-union employee	100%	8

Q.3: How many years have you worked in District 86?

Less than 1 year	33%	2
1-2 years	17%	1
3-5 years	33%	2
6-10 years	17%	1
11 or more years	0%	0

Q.4: What is your gender?

Female	43%	3
Male	29%	2
Prefer to self-describe	29%	2

Q.5: What is your race or ethnicity?

American Indian or Alaska Native	0%	0
Asian	0%	0
Black or African American	0%	0
Hispanic or Latino	0%	0
Native Hawaiian or Other Pacific Islander	0%	0
White	71%	5
Two or More Races/Ethnicities	0%	0
Other	29%	2