



# TRANSITION CENTER

Teacher Survey  
Spring Surveys - 2022



Report created by  
Panorama Education



# Summary

Topic Description	Results	Comparison
<p><b>Feedback and Coaching</b></p> <p>Perceptions of the amount and quality of feedback faculty and staff receive.</p>	<p><b>55%</b></p> <p>▼7</p> <p>since last survey</p>	<p><b>33%</b> Hinsdale Township High School District 86 (IL)</p>
<p><b>Professional Learning</b></p> <p>Perceptions of the amount and quality of professional growth and learning opportunities available to faculty and staff.</p>	<p><b>75%</b></p> <p>▲9</p> <p>since last survey</p>	<p><b>48%</b> Hinsdale Township High School District 86 (IL)</p>
<p><b>Professional Learning About Equity</b></p> <p>Perceptions of the quantity and quality of equity-focused professional learning opportunities available to faculty and staff.</p>	<p><b>60%</b></p> <p>▲14</p> <p>since last survey</p>	<p><b>48%</b> Hinsdale Township High School District 86 (IL)</p>
<p><b>School Leadership</b></p> <p>Perceptions of the school leadership’s effectiveness.</p>	<p><b>81%</b></p> <p>▼5</p> <p>since last survey</p>	<p><b>36%</b> Hinsdale Township High School District 86 (IL)</p>
<p><b>Staff-Leadership Relationships</b></p> <p>Perceptions of faculty and staff relationships with school leaders.</p>	<p><b>93%</b></p> <p>▼1</p> <p>since last survey</p>	<p><b>53%</b> Hinsdale Township High School District 86 (IL)</p>
<p><b>Teaching Efficacy</b></p> <p>Faculty perceptions of their professional strengths and areas for growth.</p>	<p><b>77%</b></p> <p>▲1</p> <p>since last survey</p>	<p><b>80%</b> Hinsdale Township High School District 86 (IL)</p>
<p><b>Well-being</b></p> <p>Faculty and staff perceptions of their own professional well-being.</p>	<p><b>71%</b></p> <p>▼4</p> <p>since last survey</p>	<p><b>55%</b> Hinsdale Township High School District 86 (IL)</p>

8 responses



# Feedback and Coaching

Your average

**55%**

8 responses

Change

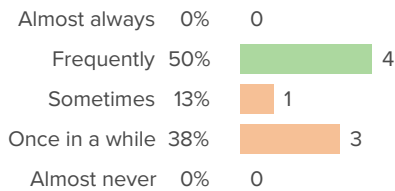
**▼ 7**

since last survey

District average: **33%** Hinsdale Township High School District 86 (IL)

## How did people respond?

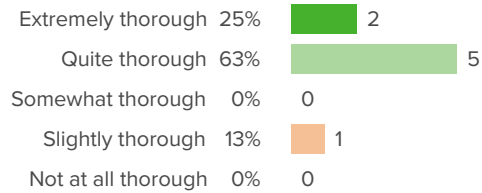
### Q.1: How often do you receive feedback on your teaching?



▼ 5 from last survey

Favorable: **50%**

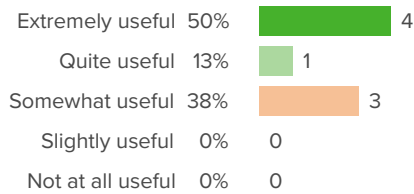
### Q.2: At your school, how thorough is the feedback you receive in covering all aspects of your role as a teacher?



▲ 6 from last survey

Favorable: **88%**

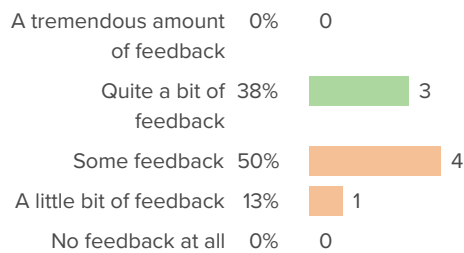
### Q.3: How useful do you find the feedback you receive on your teaching?



▼ 28 from last survey

Favorable: **63%**

### Q.4: How much feedback do you receive on your teaching?

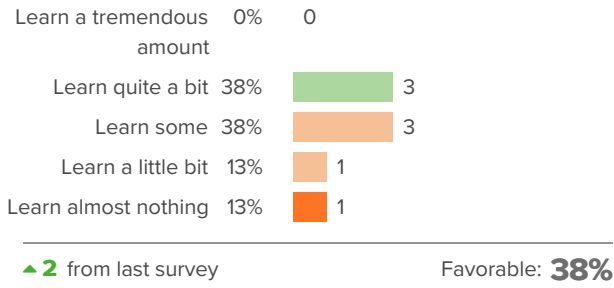


▼ 7 from last survey

Favorable: **38%**



**Q.5: How much do you learn from the teacher evaluation processes at your school?**





# Professional Learning

Your average

75%

8 responses

Change

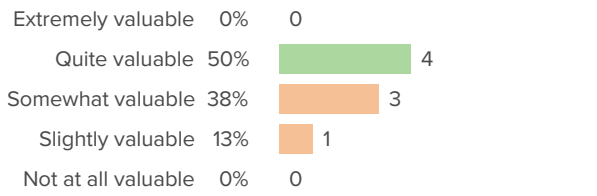
▲ 9

since last survey

District average: **48%** Hinsdale Township High School District 86 (IL)

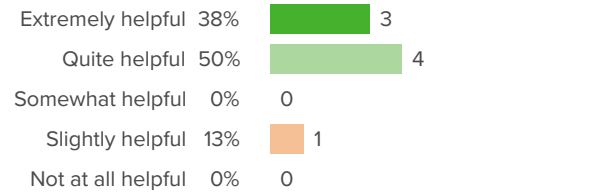
## How did people respond?

### Q.1: At your school, how valuable are the available professional development opportunities?



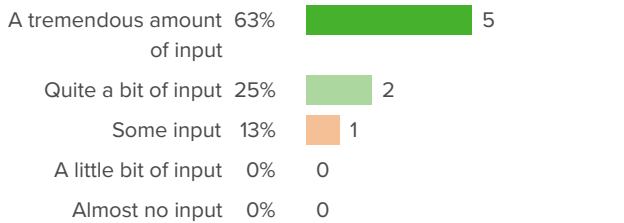
▲ 5 from last survey Favorable: **50%**

### Q.2: How helpful are your colleagues' ideas for improving your teaching?



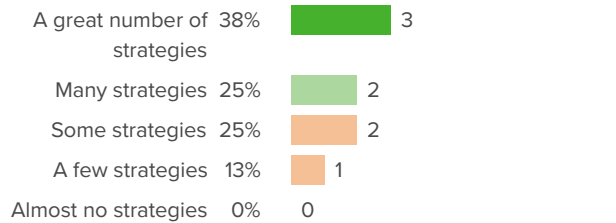
▲ 15 from last survey Favorable: **88%**

### Q.3: How much input do you have into individualizing your own professional development opportunities?



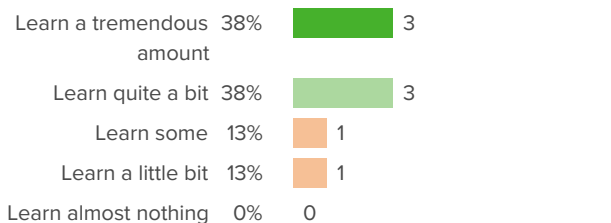
▼ 3 from last survey Favorable: **88%**

### Q.4: Through working at your school, how many new teaching strategies have you learned?



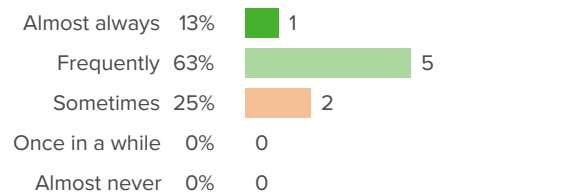
▼ 10 from last survey Favorable: **63%**

### Q.5: Overall, how much do you learn about teaching from the leaders at your school?



▲ 2 from last survey Favorable: **75%**

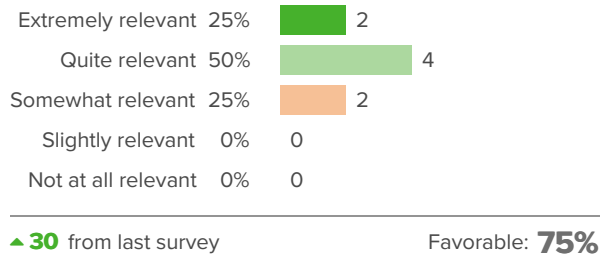
### Q.6: How often do your professional development opportunities help you explore new ideas?



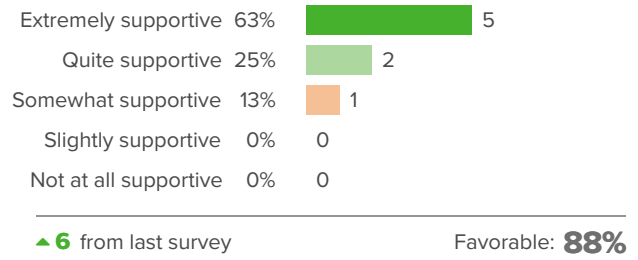
▲ 30 from last survey Favorable: **75%**



**Q.7: How relevant have your professional development opportunities been to the content that you teach?**



**Q.8: Overall, how supportive has the school been of your growth as a teacher?**





# Professional Learning About Equity

Your average

**60%**

8 responses

Change

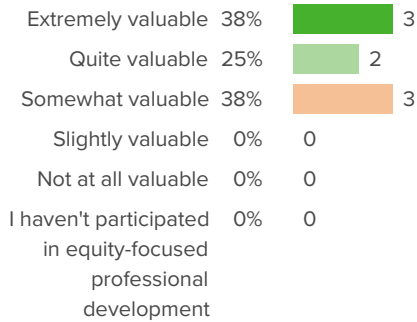
**▲ 14**

since last survey

District average: **48%** Hinsdale Township High School District 86 (IL)

## How did people respond?

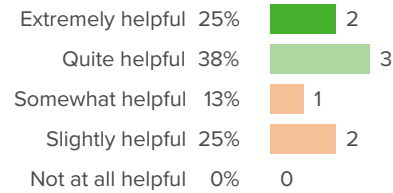
### Q.1: At your school, how valuable are the equity-focused professional development opportunities?



▼ 1 from last survey

Favorable: **63%**

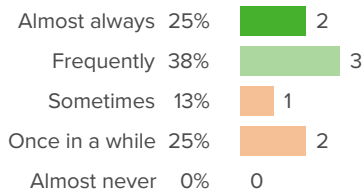
### Q.2: When it comes to promoting culturally responsive practices, how helpful are your colleagues' ideas for improving your practice?



▲ 8 from last survey

Favorable: **63%**

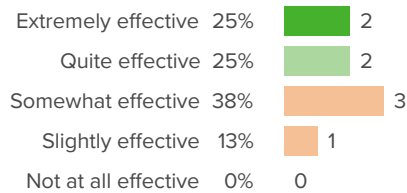
### Q.3: How often do professional development opportunities help you explore new ways to promote equity in your practice?



▲ 36 from last survey

Favorable: **63%**

### Q.4: Overall, how effective has your school administration been in helping you advance student equity?



▲ 14 from last survey

Favorable: **50%**



# School Leadership

Your average

**81%**

8 responses

Change

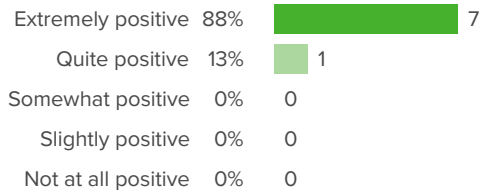
▼ **5**

since last survey

District average: **36%** Hinsdale Township High School District 86 (IL)

## How did people respond?

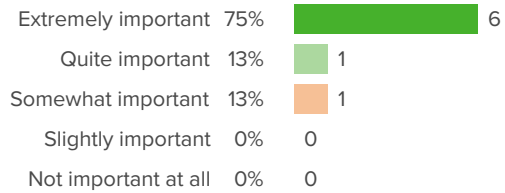
### Q.1: How positive is the tone that school leaders set for the culture of the school?



▲ **0** from last survey

Favorable: **100%**

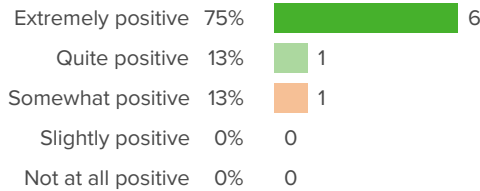
### Q.2: For your school leaders, how important is teacher satisfaction?



▼ **3** from last survey

Favorable: **88%**

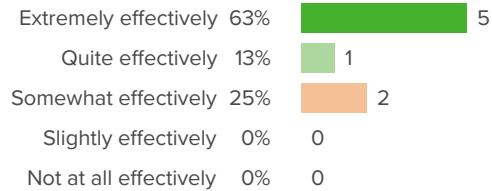
### Q.3: Overall, how positive is the influence of the school leaders on the quality of your teaching?



▲ **6** from last survey

Favorable: **88%**

### Q.4: How effectively do school leaders communicate important information to teachers?



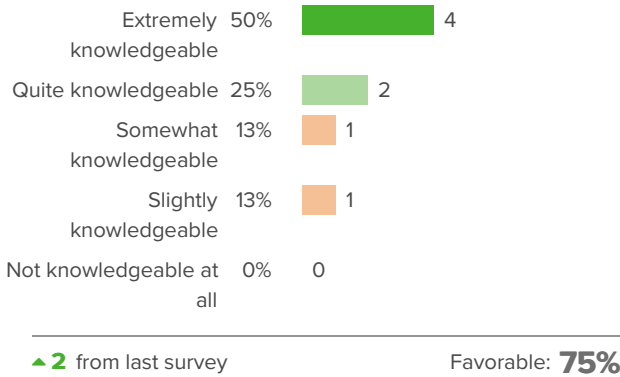
▼ **16** from last survey

Favorable: **75%**

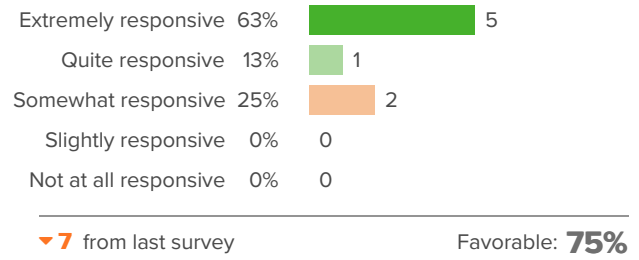




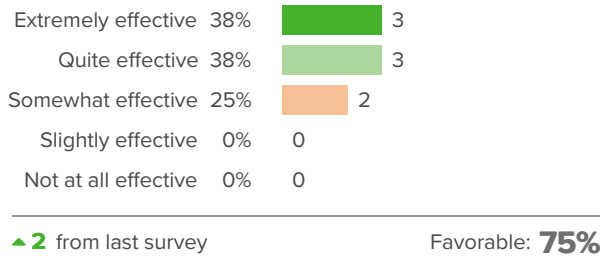
**Q.5: How knowledgeable are your school leaders about what is going on in teachers' classrooms?**



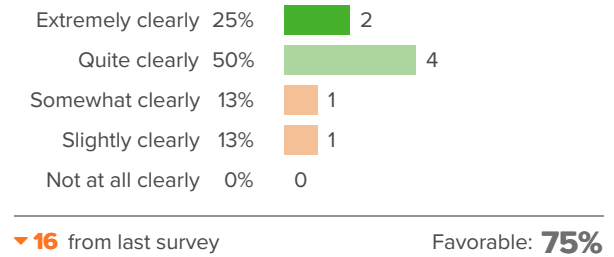
**Q.6: How responsive are school leaders to your feedback?**



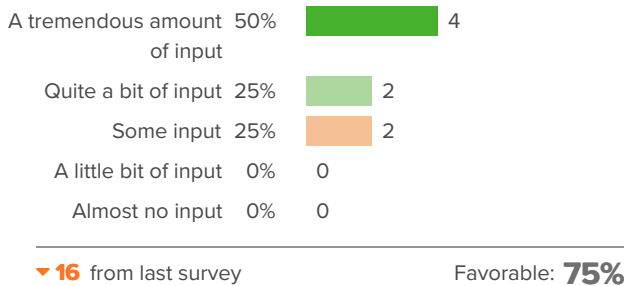
**Q.7: How effective are the school leaders at developing rules for students that facilitate their learning?**



**Q.8: How clearly do your school leaders identify their goals for teachers?**



**Q.9: When the school makes important decisions, how much input do teachers have?**





# Staff-Leadership Relationships

Your average

93%

8 responses

Change

▼ 1

since last survey

District average: **53%** Hinsdale Township High School District 86 (IL)

## How did people respond?

### Q.1: How friendly are your school leaders toward you?

Extremely friendly	100%	8
Quite friendly	0%	0
Somewhat friendly	0%	0
Slightly friendly	0%	0
Not at all friendly	0%	0

▲ 0 from last survey

Favorable: **100%**

### Q.2: How confident are you that your school leaders have the best interests of the school in mind?

Extremely confident	63%	5
Quite confident	38%	3
Somewhat confident	0%	0
Slightly confident	0%	0
Not at all confident	0%	0

▲ 0 from last survey

Favorable: **100%**

### Q.3: How much trust exists between school leaders and faculty?

A tremendous amount of trust	63%	5
Quite a bit of trust	13%	1
Some trust	25%	2
A little bit of trust	0%	0
Almost no trust	0%	0

▼ 7 from last survey

Favorable: **75%**

### Q.4: When you face challenges at work, how supportive are your school leaders?

Extremely supportive	100%	8
Quite supportive	0%	0
Somewhat supportive	0%	0
Slightly supportive	0%	0
Not at all supportive	0%	0

▲ 9 from last survey

Favorable: **100%**

### Q.5: At your school, how motivating do you find working with the leadership team?

Extremely motivating	63%	5
Quite motivating	13%	1
Somewhat motivating	25%	2
Slightly motivating	0%	0
Not at all motivating	0%	0

▼ 7 from last survey

Favorable: **75%**

### Q.6: How much do your school leaders care about you as an individual?

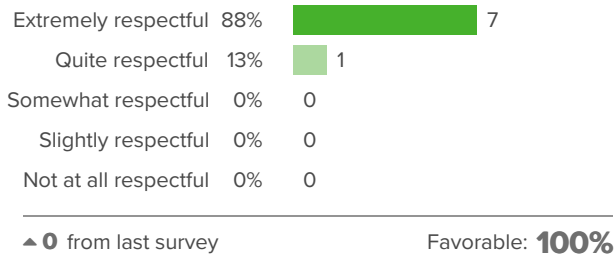
Care a tremendous amount	100%	8
Care quite a bit	0%	0
Care somewhat	0%	0
Care a little bit	0%	0
Do not care at all	0%	0

▲ 9 from last survey

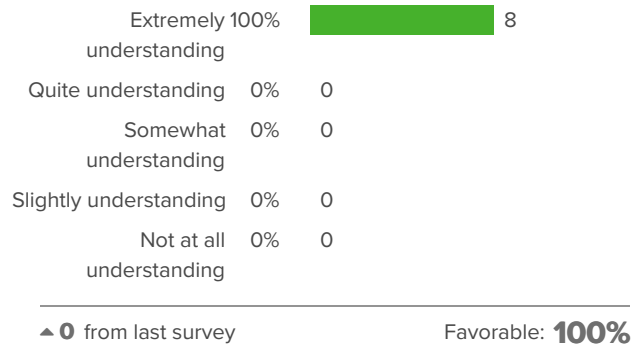
Favorable: **100%**



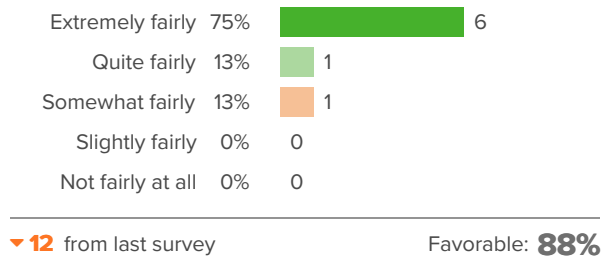
**Q.7: How respectful are your school leaders towards you?**



**Q.8: When challenges arise in your personal life, how understanding are your school leaders?**



**Q.9: How fairly does the school leadership treat the faculty?**





# Teaching Efficacy

Your average

**77%**

8 responses

Change

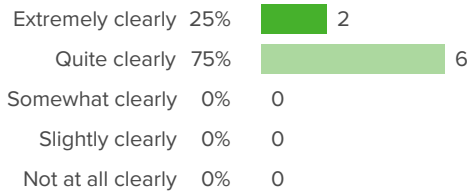
**▲ 1**

since last survey

District average: **80%** Hinsdale Township High School District 86 (IL)

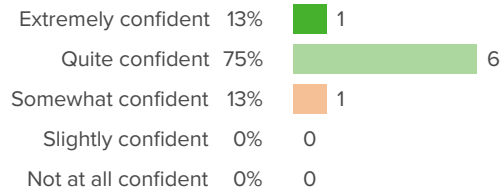
## How did people respond?

### Q.1: How clearly can you explain the most complicated content to your students?



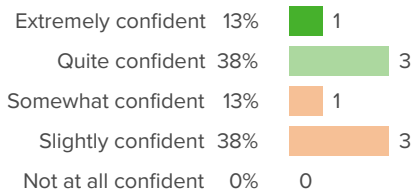
▲ 27 from last survey Favorable: **100%**

### Q.2: How confident are you that you can move through material at a pace that works well for each of your students?



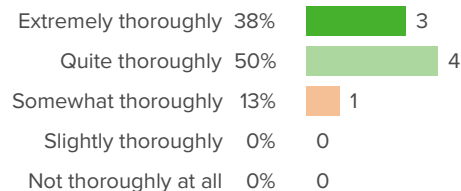
▲ 24 from last survey Favorable: **88%**

### Q.3: How confident are you that you can help your school's most challenging students to learn?



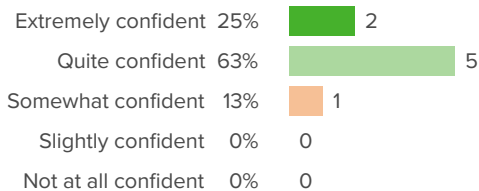
▼ 23 from last survey Favorable: **50%**

### Q.4: How thoroughly do you feel that you know all the content you need to teach?



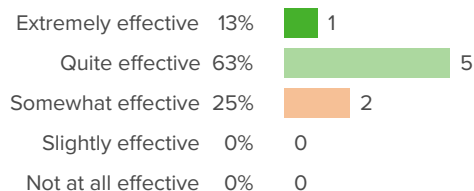
▼ 12 from last survey Favorable: **88%**

### Q.5: If a parent were upset about something in your class, how confident are you that you could have a productive conversation with this parent?



▼ 3 from last survey Favorable: **88%**

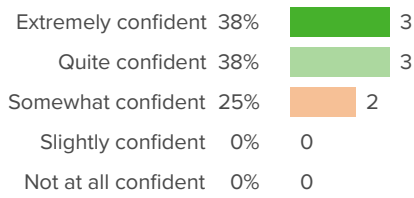
### Q.6: How effective do you think you are at managing particularly disruptive classes?



▲ 2 from last survey Favorable: **75%**



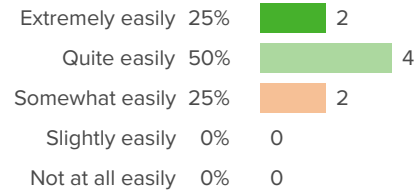
**Q.7: How confident are you that you can meet the learning needs of your most advanced students?**



▲ 11 from last survey

Favorable: **75%**

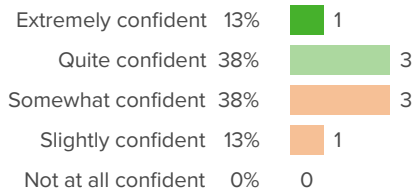
**Q.8: When one of your teaching strategies fails to work for a group of students, how easily can you think of another approach to try?**



▼ 16 from last survey

Favorable: **75%**

**Q.9: How confident are you that you can engage students who typically are not motivated?**



▼ 5 from last survey

Favorable: **50%**



# Well-being

Your average

**71%**

8 responses

Change

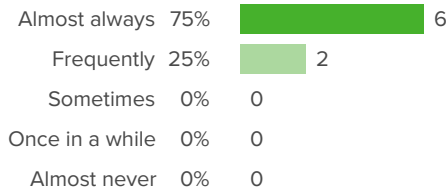
▼ **4**

since last survey

District average: **55%** Hinsdale Township High School District 86 (IL)

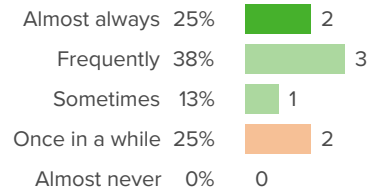
## How did people respond?

**Q.1: During the past week, how often did you feel engaged at work?**



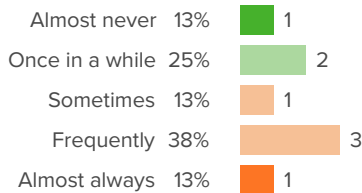
▲ **0** from last survey Favorable: **100%**

**Q.2: During the past week, how often did you feel excited at work?**



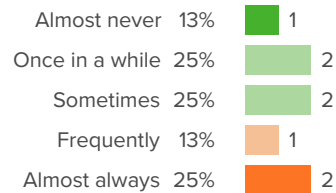
▼ **25** from last survey Favorable: **75%**

**Q.3: During the past week, how often did you feel exhausted at work?**



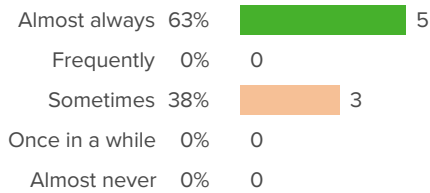
▲ **29** from last survey Favorable: **38%**

**Q.4: During the past week, how often did you feel frustrated at work?**



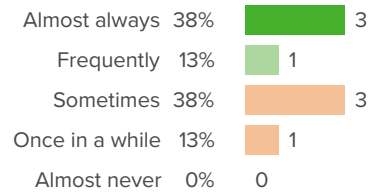
▼ **10** from last survey Favorable: **63%**

**Q.5: During the past week, how often did you feel happy at work?**



▼ **37** from last survey Favorable: **63%**

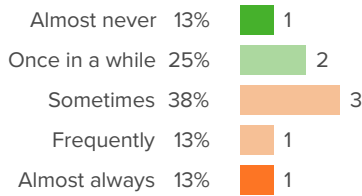
**Q.6: During the past week, how often did you feel hopeful at work?**



▼ **32** from last survey Favorable: **50%**

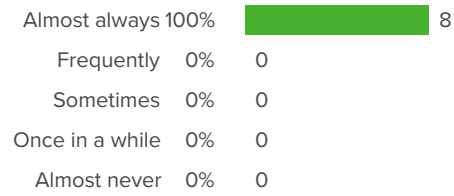


**Q.7: During the past week, how often did you feel overwhelmed at work?**




▲ **20** from last survey Favorable: **38%**

**Q.8: During the past week, how often did you feel safe at work?**



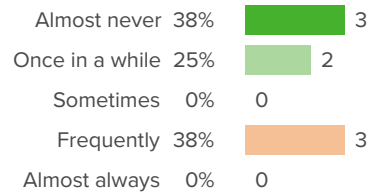
▲ **18** from last survey Favorable: **100%**

**Q.9: During the past week, how often did you feel stressed out at work?**



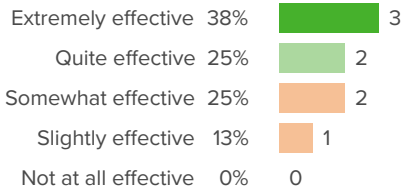
▲ **30** from last survey Favorable: **75%**

**Q.10: During the past week, how often did you feel worried at work?**



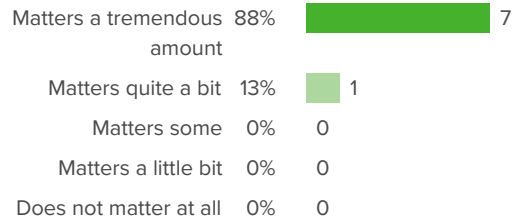
▼ **19** from last survey Favorable: **63%**

**Q.11: How effective do you feel at your job right now?**



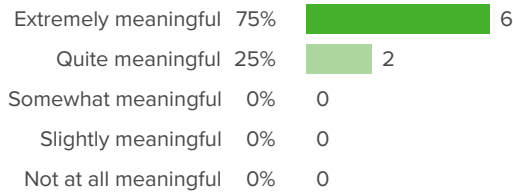
▼ **10** from last survey Favorable: **63%**

**Q.12: How much does your work matter to you?**



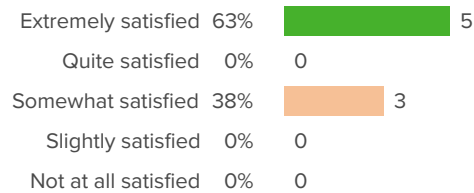
▲ **0** from last survey Favorable: **100%**

**Q.13: How meaningful for you is the work that you do?**



▲ **0** from last survey Favorable: **100%**

**Q.14: Overall, how satisfied are you with your job right now?**



▼ **19** from last survey Favorable: **63%**



# Background Questions

## How did people respond?

---

### Q.1: What building are you assigned to?

Hinsdale Central	0%	0
Hinsdale South	0%	0
Transition Center	100%	8

### Q.2: How many years have you worked in District 86?

Less than 1 year	0%	0
1-2 years	0%	0
3-5 years	13%	1
6-10 years	38%	3
11 or more years	50%	4

### Q.3: What is your gender?

Female	100%	8
Male	0%	0
Prefer to self-describe	0%	0

### Q.4: What is your race or ethnicity?

American Indian or Alaska Native	0%	0
Asian	0%	0
Black or African American	0%	0
Hispanic or Latino	0%	0
Native Hawaiian or Other Pacific Islander	0%	0
White	100%	8
Two or More Races/Ethnicities	0%	0
Other	0%	0