



TRANSITION CENTER

Staff Survey
Spring Surveys - 2022



Report created by
Panorama Education



Summary

Topic Description	Results	Comparison
<p>Feedback and Coaching</p> <p>Perceptions of the amount and quality of feedback faculty and staff receive.</p>	<p>39%</p> <p>▼ 3</p> <p>since last survey</p>	<p>34% Hinsdale Township High School District 86 (IL)</p>
<p>Professional Learning</p> <p>Perceptions of the amount and quality of professional growth and learning opportunities available to faculty and staff.</p>	<p>45%</p> <p>0</p> <p>since last survey</p>	<p>43% Hinsdale Township High School District 86 (IL)</p>
<p>Professional Learning About Equity</p> <p>Perceptions of the quantity and quality of equity-focused professional learning opportunities available to faculty and staff.</p>	<p>38%</p> <p>▼ 4</p> <p>since last survey</p>	<p>44% Hinsdale Township High School District 86 (IL)</p>
<p>School Leadership</p> <p>Perceptions of the school leadership’s effectiveness.</p>	<p>81%</p> <p>▲ 18</p> <p>since last survey</p>	<p>53% Hinsdale Township High School District 86 (IL)</p>
<p>Staff-Leadership Relationships</p> <p>Perceptions of faculty and staff relationships with school leaders.</p>	<p>91%</p> <p>▲ 18</p> <p>since last survey</p>	<p>61% Hinsdale Township High School District 86 (IL)</p>
<p>Well-being</p> <p>Faculty and staff perceptions of their own professional well-being.</p>	<p>64%</p> <p>▼ 8</p> <p>since last survey</p>	<p>66% Hinsdale Township High School District 86 (IL)</p>

24 responses



Feedback and Coaching

Your average

39%

24 responses

Change

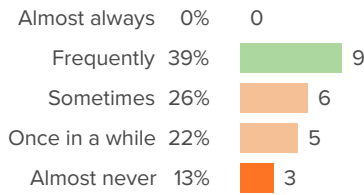
▼ **3**

since last survey

District average: **34%** Hinsdale Township High School District 86 (IL)

How did people respond?

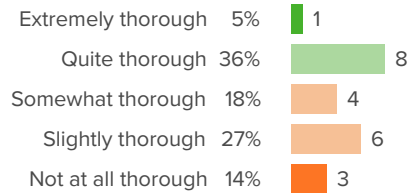
Q.1: How often do you receive feedback on your work?



▼ **7** from last survey

Favorable: **39%**

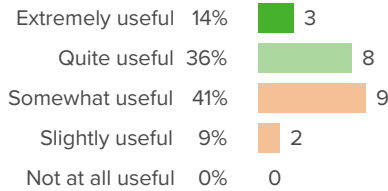
Q.2: At your school, how thorough is the feedback you receive in covering all aspects of your role?



▲ **3** from last survey

Favorable: **41%**

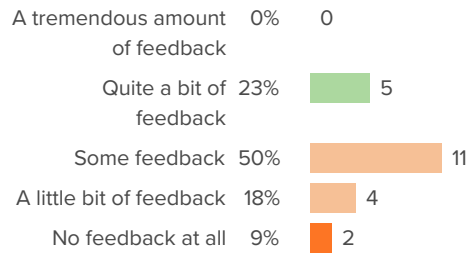
Q.3: How useful do you find the feedback you receive on your work?



▼ **19** from last survey

Favorable: **50%**

Q.4: How much feedback do you receive on your work?

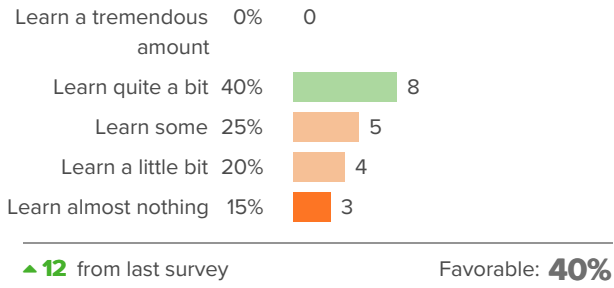


▼ **7** from last survey

Favorable: **23%**



Q.5: How much do you learn from the evaluation processes at your school?





Professional Learning

Your average

45%

24 responses

Change

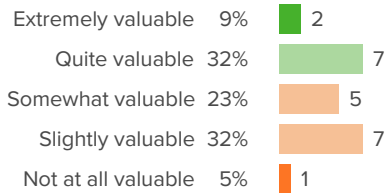
0

since last survey

District average: **43%** Hinsdale Township High School District 86 (IL)

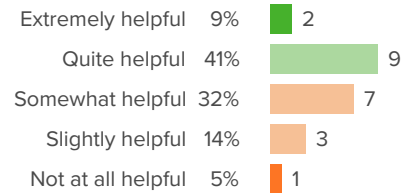
How did people respond?

Q.1: At your school, how valuable are the available professional development opportunities?



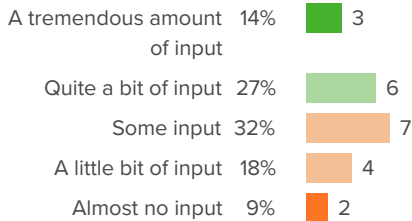
▲ 9 from last survey Favorable: **41%**

Q.2: How helpful are your colleagues' ideas for improving your work?



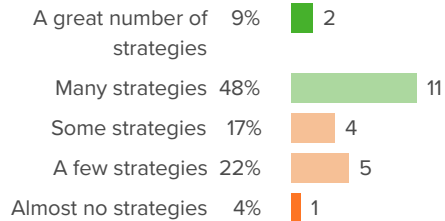
▼ 25 from last survey Favorable: **50%**

Q.3: How much input do you have into individualizing your own professional development opportunities?



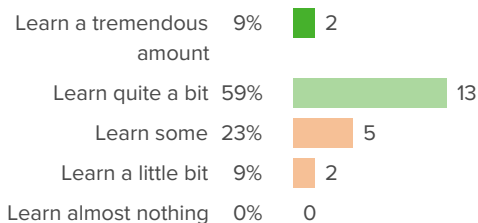
▲ 3 from last survey Favorable: **41%**

Q.4: Through working at your school, how many new strategies for your job have you learned?



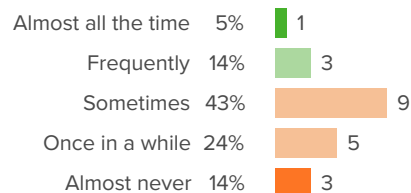
▲ 1 from last survey Favorable: **57%**

Q.5: Overall, how much do you learn from the leaders at your school?



▲ 15 from last survey Favorable: **68%**

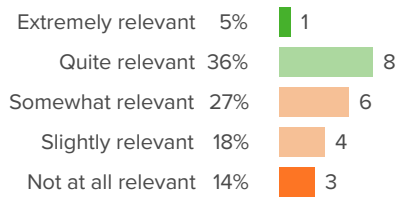
Q.6: How often do your professional development opportunities help you explore new ideas?



▼ 14 from last survey Favorable: **19%**



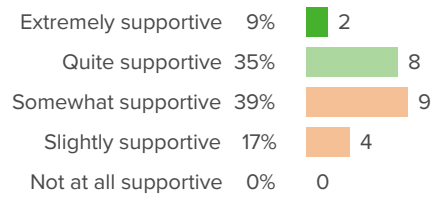
Q.7: How relevant have your professional development opportunities been to your work?



▲ 8 from last survey

Favorable: **41%**

Q.8: Overall, how supportive has the school been of your professional growth?



▲ 0 from last survey

Favorable: **43%**



Professional Learning About Equity

Your average

38%

24 responses

Change

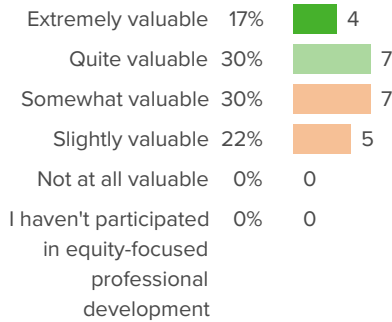
▼ **4**

since last survey

District average: **44%** Hinsdale Township High School District 86 (IL)

How did people respond?

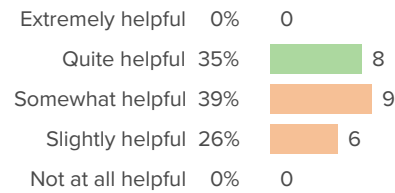
Q.1: At your school, how valuable are the equity-focused professional development opportunities?



▼ **2** from last survey

Favorable: **48%**

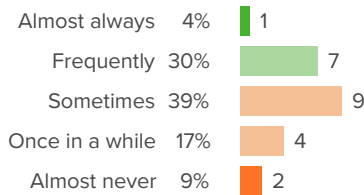
Q.2: When it comes to promoting culturally responsive practices, how helpful are your colleagues' ideas for improving your practice?



▼ **15** from last survey

Favorable: **35%**

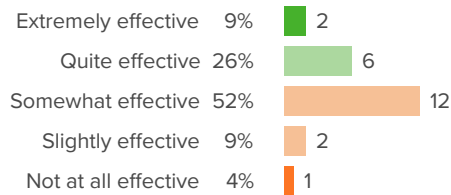
Q.3: How often do professional development opportunities help you explore new ways to promote equity in your practice?



▲ **6** from last survey

Favorable: **35%**

Q.4: Overall, how effective has your school administration been in helping you advance student equity?



▼ **3** from last survey

Favorable: **35%**



School Leadership

Your average

81%

24 responses

Change

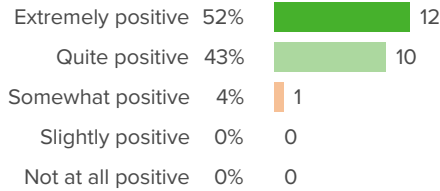
▲ 18

since last survey

District average: **53%** Hinsdale Township High School District 86 (IL)

How did people respond?

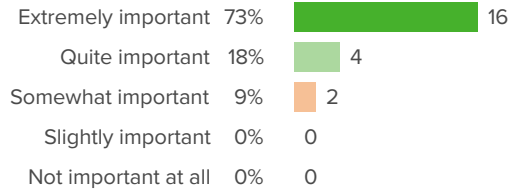
Q.1: How positive is the tone that school leaders set for the culture of the school?



▲ 18 from last survey

Favorable: **96%**

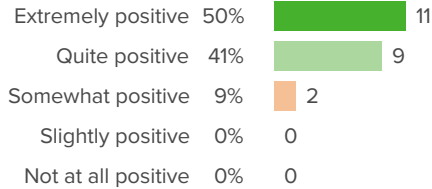
Q.2: For your school leaders, how important is staff satisfaction?



▲ 17 from last survey

Favorable: **91%**

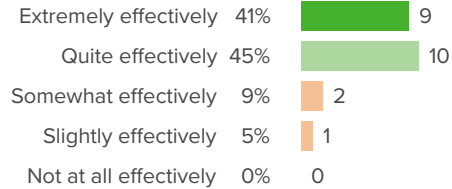
Q.3: Overall, how positive is the influence of the school leaders on the quality of your work?



▲ 26 from last survey

Favorable: **91%**

Q.4: How effectively do school leaders communicate important information to staff?

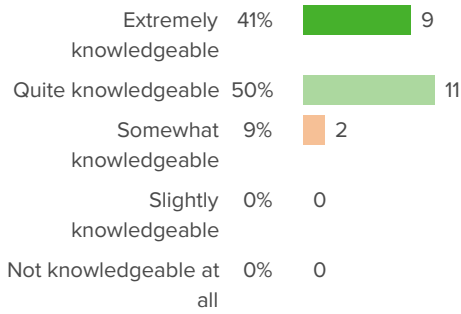


▲ 29 from last survey

Favorable: **86%**

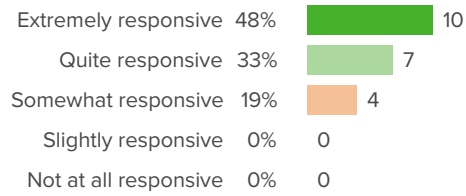


Q.5: How knowledgeable are your school leaders about what is going on in the school?



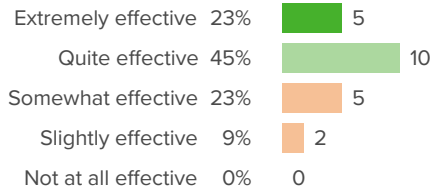
▲ **19** from last survey Favorable: **91%**

Q.6: How responsive are school leaders to your feedback?



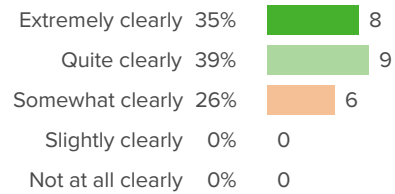
▲ **19** from last survey Favorable: **81%**

Q.7: How effective are the school leaders at developing rules for students that facilitate their learning?



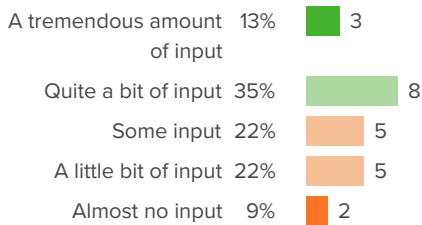
▲ **0** from last survey Favorable: **68%**

Q.8: How clearly do your school leaders identify their goals for the staff?



▲ **15** from last survey Favorable: **74%**

Q.9: When the school makes important decisions, how much input do staff have?



▲ **19** from last survey Favorable: **48%**



Staff-Leadership Relationships

Your average

91%

24 responses

Change

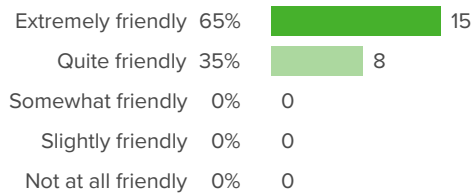
▲ 18

since last survey

District average: **61%** Hinsdale Township High School District 86 (IL)

How did people respond?

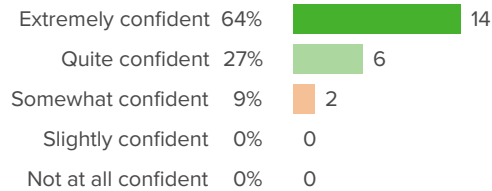
Q.1: How friendly are your school leaders toward you?



▲ 17 from last survey

Favorable: **100%**

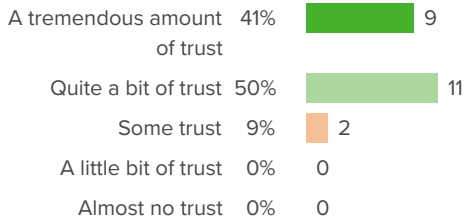
Q.2: How confident are you that your school leaders have the best interests of the school in mind?



▲ 19 from last survey

Favorable: **91%**

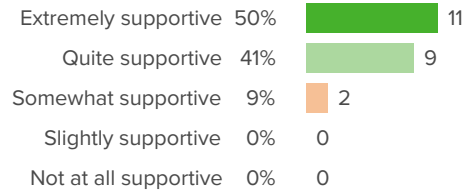
Q.3: How much trust exists between school leaders and staff?



▲ 32 from last survey

Favorable: **91%**

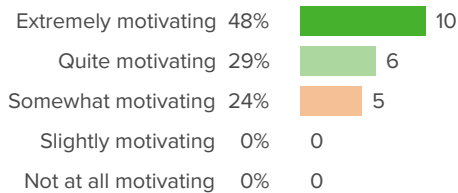
Q.4: When you face challenges at work, how supportive are your school leaders?



▲ 10 from last survey

Favorable: **91%**

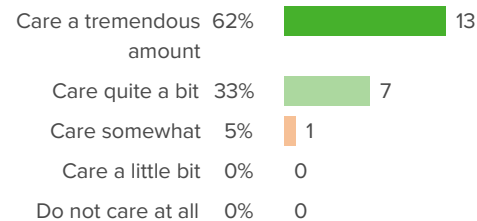
Q.5: At your school, how motivating do you find working with the leadership team?



▲ 7 from last survey

Favorable: **76%**

Q.6: How much do your school leaders care about you as an individual?

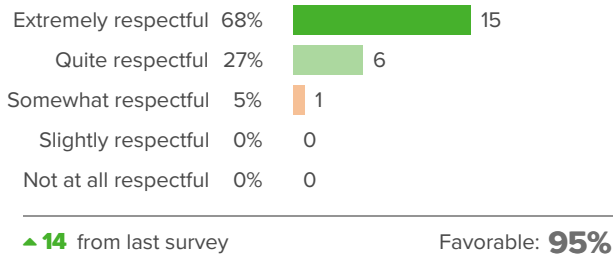


▲ 26 from last survey

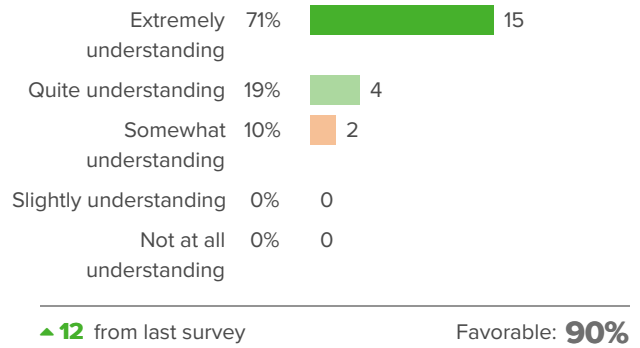
Favorable: **95%**



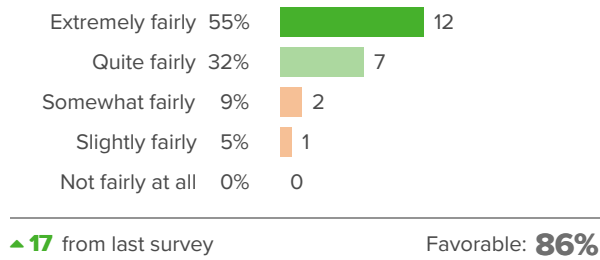
Q.7: How respectful are your school leaders towards you?



Q.8: When challenges arise in your personal life, how understanding are your school leaders?



Q.9: How fairly does the school leadership treat the staff?





Well-being

Your average

64%

24 responses

Change

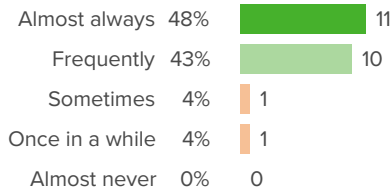
▼ **8**

since last survey

District average: **66%** Hinsdale Township High School District 86 (IL)

How did people respond?

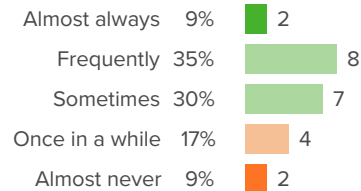
Q.1: During the past week, how often did you feel engaged at work?



▼ 1 from last survey

Favorable: **91%**

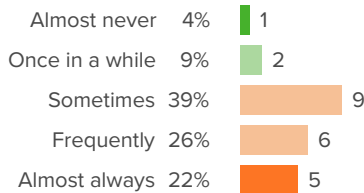
Q.2: During the past week, how often did you feel excited at work?



▼ 15 from last survey

Favorable: **74%**

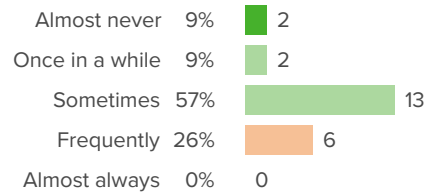
Q.3: During the past week, how often did you feel exhausted at work?



▼ 11 from last survey

Favorable: **13%**

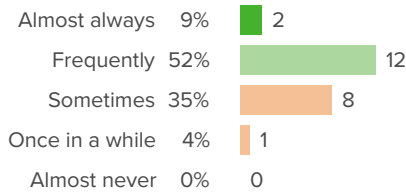
Q.4: During the past week, how often did you feel frustrated at work?



▼ 12 from last survey

Favorable: **74%**

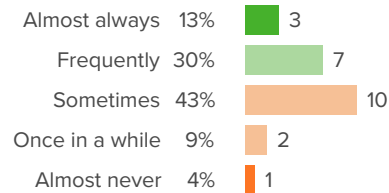
Q.5: During the past week, how often did you feel happy at work?



▼ 9 from last survey

Favorable: **61%**

Q.6: During the past week, how often did you feel hopeful at work?

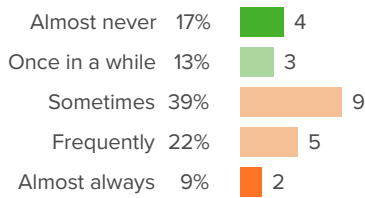


▼ 16 from last survey

Favorable: **43%**

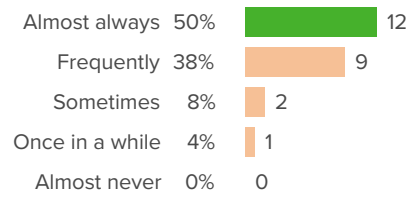


Q.7: During the past week, how often did you feel overwhelmed at work?



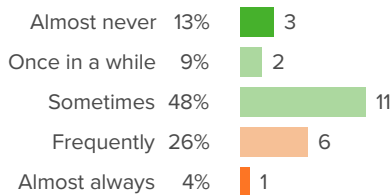
▼ **14** from last survey Favorable: **30%**

Q.8: During the past week, how often did you feel safe at work?



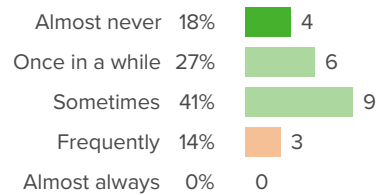
▼ **23** from last survey Favorable: **50%**

Q.9: During the past week, how often did you feel stressed out at work?



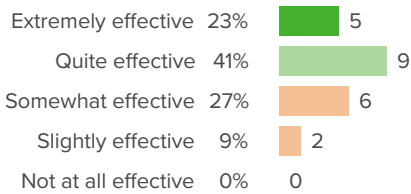
▼ **8** from last survey Favorable: **70%**

Q.10: During the past week, how often did you feel worried at work?



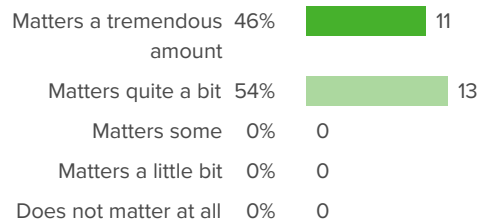
▲ **0** from last survey Favorable: **86%**

Q.11: How effective do you feel at your job right now?



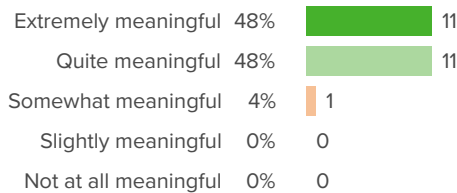
▼ **1** from last survey Favorable: **64%**

Q.12: How much does your work matter to you?



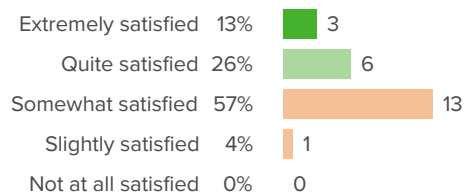
▲ **11** from last survey Favorable: **100%**

Q.13: How meaningful for you is the work that you do?



▲ **7** from last survey Favorable: **96%**

Q.14: Overall, how satisfied are you with your job right now?




▼ **26** from last survey Favorable: **39%**



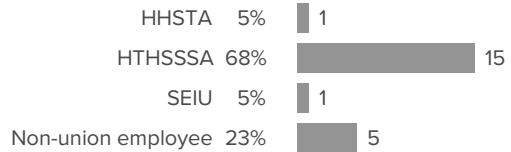
Background Questions

How did people respond?

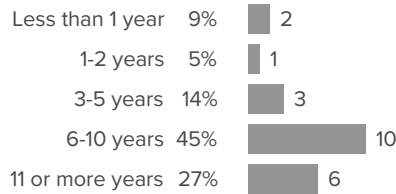
Q.1: What building are you assigned to?



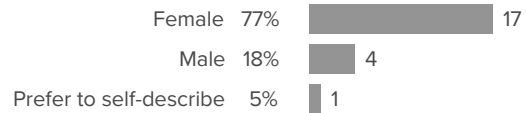
Q.2: Which employee group do you belong to?



Q.3: How many years have you worked in District 86?



Q.4: What is your gender?



Q.5: What is your race or ethnicity?

