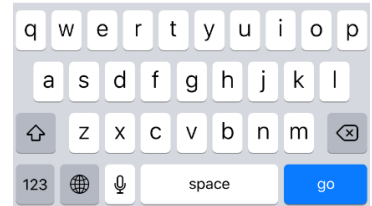
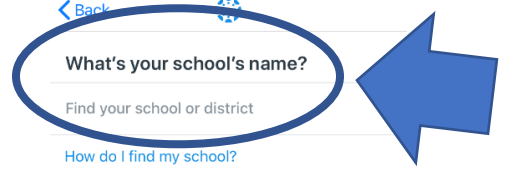






Parent Canvas App

CANVAS is the Learning Management System that the Clairton City School District is using. Parents can be a part of their children’s digital learning experience through an app called CANVAS PARENT. This app is free for iOS and Android phones and tablets. Please go to your app store and download the CANVAS PARENT app.

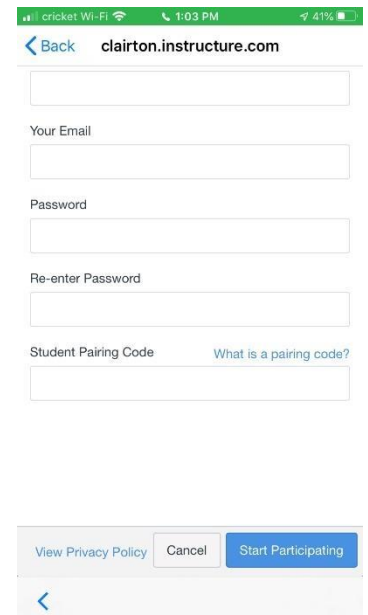
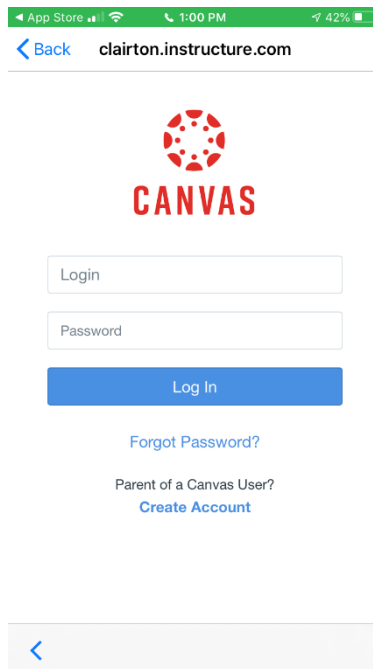


Once you download the app, you will be taken through several screens to help you get set up to view your student’s classes and grades in Canvas.

1. Click FIND SCHOOL.
2. Type in Clairton City School District. It should come up automatically after a few letters.
3. Click PARENT/GUARDIAN
4. Go down to CREATE ACCOUNT.
5. Type in your name, your personal email address, and create your own password.

THEN, you will need to enter the pairing code generated from your student’s account.

Once you have the pairing code, click start participating to see your student’s classes.

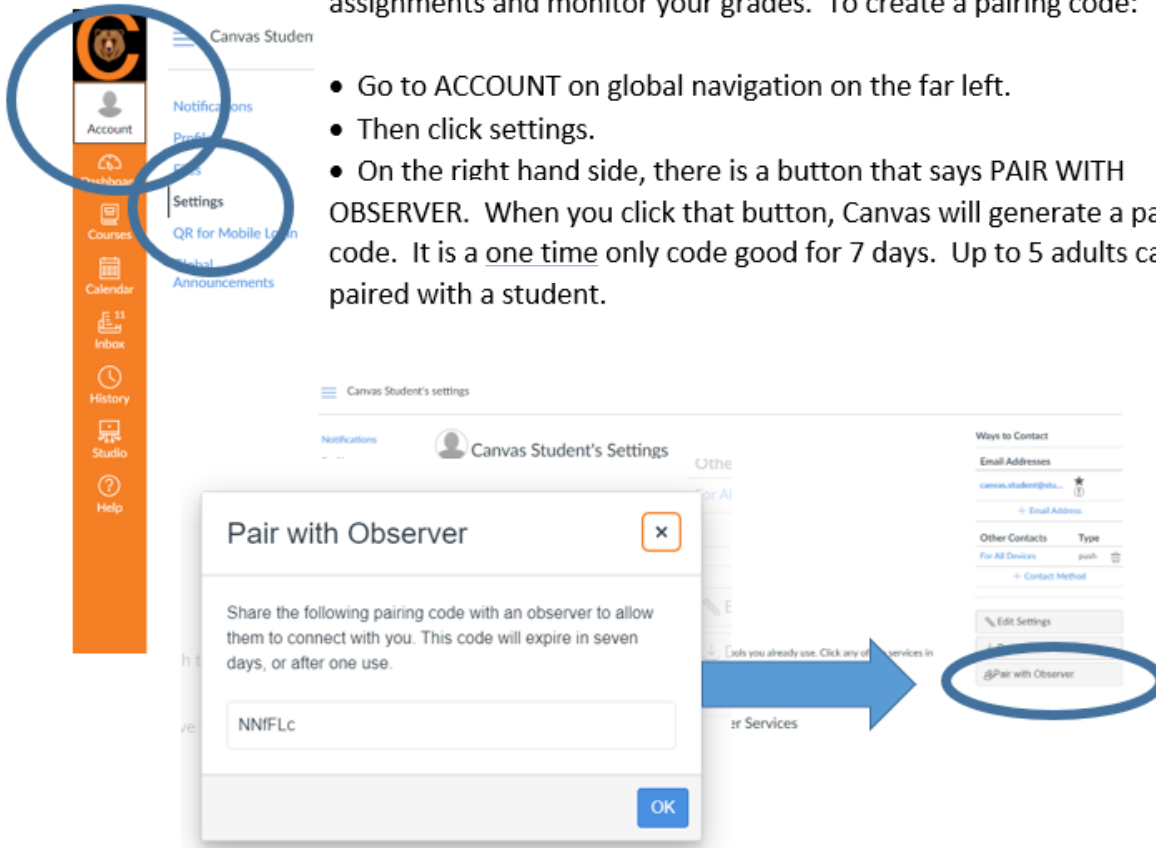


From your student's account:

PAIRING CODE IN CANVAS

Parents can become observers to student Canvas accounts. They can see your assignments and monitor your grades. To create a pairing code:

- Go to ACCOUNT on global navigation on the far left.
- Then click settings.
- On the right hand side, there is a button that says PAIR WITH OBSERVER. When you click that button, Canvas will generate a pairing code. It is a one time only code good for 7 days. Up to 5 adults can be paired with a student.



Still HAVING TROUBLE FIGURING OUT HOW TO USE CANVAS?

Check on the video guides from the Canvas

<https://community.canvaslms.com/t5/Video-Guide/tkb-p/videos>

If you are experiencing issues with technology, please contact the Technology Department to report your issues.

Call (412) 945-3700 to talk to Carrie, Aaron, or Adam in the technology department OR send an email to helpdesk@ccsbears.org.