



Fountain • Fort Carson  
**SCHOOL DISTRICT EIGHT**

**El Paso County  
School District Eight**

**July 1, 2019 - June 30, 2020  
Adopted Budget**

**June 19, 2019**

# **EL PASO COUNTY SCHOOL DISTRICT EIGHT**

## **Table of Contents**

### **2019-2020 Adopted Budget**

**June 19, 2019**

<b>2019-2020 Budget Parameters</b>	<b>1</b>
 <b>GENERAL FUND</b>	
Five-Year Budget Forecast	2
Comparison of Major Budget Areas	3
Revenue Comparison 2019-2020 Adopted Budget and 2018-2019 Estimated Revenues	4
Expenditure Comparison 2019-2020 Adopted Budget and 2018-2019 Estimated Expenditures	5
Revenues	6
Expenditures	7-8
 <b>INSURANCE RESERVE SUB-FUND</b>	
Revenues and Expenditures	9
 <b>FOOD SERVICE FUND</b>	
Revenues and Expenditures	10
 <b>DESIGNATED PURPOSE GRANTS FUND</b>	
Revenues	11
Expenditures	12-13
 <b>PUPIL ACTIVITY FUND</b>	
Revenues and Expenditures	14
 <b>BUILDING FUND</b>	
Revenues and Expenditures	15
 <b>CAPITAL PROJECTS FUND</b>	
Revenues and Expenditures	16
Capital Projects List	17
 <b>UNIFORM BUDGET SUMMARY</b>	<b>18</b>
 <b>COMPLIANCE STATEMENT</b>	<b>24</b>

# 2019-2020 BUDGET PARAMETERS

The budget parameters are consistent with priorities developed during the 2017 – 2022 Strategic Planning process.

The strategic plan priorities are as follows:

Priority #1      **Student Learning** – Commit to the academic and behavioral growth and achievement of all students by providing diverse opportunities for students.

## Budget Parameters

- Continue to fund District-wide textbook adoption cycle
- Maintain class sizes that are conducive to maximum learning and individual attention for students
- Fund professional development opportunities during the summer and throughout the school year
- Continue to provide resources and professional development for academic and behavior intervention
- Continue to support gifted education programming
- Explore ways to fund additional enrichment opportunities including music and related arts
- Support early childhood education through free all-day kindergarten and focus on literacy
- Dedicate funds to continue focus on social emotional learning and restorative practices
- Continue to fund technology replacement cycle to meet the current educational needs of students and online state assessments

Priority #2      **Operational Planning** – Commit to collaborative strategic planning that ensures the best learning environment and outcomes for students as well as fiscal accountability.

## Budget Parameters

- Provide competitive salary schedules and fringe benefits
- Fund District construction projects relative to growth and need
- Develop long-range plan for improving and/or replacing aging facilities, including possibility of a new voter-approved mill levy override to sustain heavily impacted funds in the future
- Maintain and upgrade technology infrastructure and network to support needs of all district stakeholders

Priority #3      **Communications and Community Engagement** – Commit to the development of family and community partnerships to build a supportive environment and culture that engages students to be responsible citizens.

## Budget Parameters

- Commit to dedicate resources toward improving and maintaining school safety and security, including School Resource Officers.
- Provide resources to support parent outreach and involvement

EL PASO COUNTY SCHOOL DISTRICT 8 - **GENERAL FUND** - 5-YR BUDGET FORECAST

	FY2017-2018		FY2018-2019		FY2019-2020		FY2020-2021		FY2021-2022		FY2022-2023		
	Audited		Estimated 6-30-19		Adopted Budget		Projection		Projection		Projection		
PPR (estimate 4% increase)	\$	7,279		7,730	\$	8,050	\$	8,372	\$	8,707	\$	9,055	
Resources (2% increase)													
Property Taxes (5% increase )	\$	2,917,974	3.7%	\$ 2,905,000	3.5%	\$ 3,328,005	3.7%	\$ 3,494,405	3.8%	\$ 3,669,126	3.9%	\$ 3,852,582	3.9%
Mill Levy Override Taxes (2% increase )		738,113	0.9%	740,000	0.9%	735,000	0.8%	749,700	0.8%	764,694	0.8%	779,988	0.8%
Specific Ownership Taxes (5% increase )		475,141	0.6%	450,000	0.5%	390,451	0.4%	409,974	0.4%	409,974	0.4%	430,472	0.4%
Tuition, Interest & other misc (1% increase )		916,526	1.1%	1,112,829	1.3%	822,313	0.9%	830,536	0.9%	838,841	0.9%	847,230	0.9%
State Equalization (4% increase )		53,655,187	67.3%	56,863,686	68.0%	61,827,035	69.6%	64,300,116	70.0%	66,872,121	70.2%	69,547,006	70.4%
State categoricals & other state funding (4% increase )		4,801,476	6.0%	4,915,892	5.9%	4,899,789	5.5%	5,095,781	5.5%	5,299,612	5.6%	5,511,596	5.6%
Impact Aid (2% increase )		30,183,243	37.9%	30,974,031	37.1%	25,200,000	28.4%	25,704,000	28.0%	26,218,080	27.5%	26,742,442	27.1%
DoD Supplemental Impact Aid (2% increase )		1,034,820	1.3%	995,180	1.2%	990,000	1.1%	1,009,800	1.1%	1,029,996	1.1%	1,050,596	1.1%
Other federal funding (2% increase )		496,139	0.6%	586,357	0.7%	211,357	0.2%	215,584	0.2%	219,896	0.2%	224,294	0.2%
Total Revenue		95,218,619	119.4%	99,542,975	119.1%	98,403,950	110.8%	101,809,896	110.8%	105,322,339	110.6%	108,986,205	110.3%
Allocations and Transfers (2% increase )		(20,839,498)	-26.1%	(21,728,728)	-26.0%	(15,734,487)	-17.7%	(16,049,177)	-17.5%	(16,370,160)	-17.2%	(16,697,563)	-16.9%
		74,379,121	93.3%	77,814,247	93.1%	82,669,463	93.1%	85,760,719	93.3%	88,952,179	93.4%	92,288,642	93.4%
Available Beginning Fund Balance		5,346,389	6.7%	5,779,310	6.9%	6,136,096	6.9%	6,136,096	6.7%	6,275,291	6.6%	6,542,022	6.6%
Total Resources Available		79,725,510	100.0%	83,593,557	100.0%	88,805,559	100.0%	91,896,815	100.0%	95,227,470	100.0%	98,830,663	100.0%
Expenditures													
salaries (3.5 - 4.0% increase )	\$	48,533,009	60.9%	50,524,460	60.4%	53,834,233	60.6%	55,718,431	60.6%	57,668,576	60.6%	59,975,319	60.7%
benefits (5% increase )		14,978,836	18.8%	15,699,868	18.8%	16,371,958	18.4%	17,190,556	18.7%	18,050,084	19.0%	18,952,588	19.2%
purchased services (2% increase)		5,483,967	6.9%	5,668,210	6.8%	5,877,637	6.6%	5,995,190	6.5%	6,115,094	6.4%	6,237,395	6.3%
supplies (2% increase)		4,549,543	5.7%	4,990,798	6.0%	5,867,579	6.6%	5,984,931	6.5%	6,104,629	6.4%	6,226,722	6.3%
equipment (2% increase)		286,165	0.4%	316,375	0.4%	439,127	0.5%	447,910	0.5%	456,868	0.5%	466,005	0.5%
other (2% increase)		114,680	0.1%	257,750	0.3%	278,929	0.3%	284,508	0.3%	290,198	0.3%	296,002	0.3%
Contingency		-	0.0%	-	0.0%	-	0.0%	-	0.0%	-	0.0%	-	0.0%
Total Expenditures		73,946,200	92.8%	77,457,461	92.7%	82,669,463	93.1%	85,621,524	93.2%	88,685,448	93.1%	92,154,031	93.2%
Ending Fund Balance													
Ending Fund Balance	\$	5,779,310	7.2%	\$ 6,136,096	7.3%	\$ 6,136,096	6.9%	\$ 6,275,291	6.8%	\$ 6,542,022	6.9%	\$ 6,676,632	6.8%
Reserve for TABOR		(1,860,000)	-2.3%	(2,025,000)	-2.4%	(2,200,000)	-2.5%	(2,225,000)	-2.4%	(2,250,000)	-2.4%	(2,275,000)	-2.3%
Reserve for Mill Levy Override Expenditures		(420,905)	-0.5%	(537,886)	-0.6%	(362,886)	-0.4%	(462,586)	-0.5%	(477,280)	-0.5%	(507,268)	-0.5%
Reserve for Inventories		(113,830)	-0.1%	(115,000)	-0.1%	-	0.0%	-	0.0%	-	0.0%	-	0.0%
Funds Available for Other Uses		3,384,575	4.2%	3,458,210	4.1%	3,573,210	4.0%	3,587,705	3.9%	3,814,742	4.0%	3,894,364	3.9%

	Actual	Estimated	Adopted Budget	Projection	Projection	Projection
<b>Mill Levy Override FUND BALANCE</b>	<b>FY2017-2018</b>	<b>FY2018-2019</b>	<b>FY2019-2020</b>	<b>FY2020-2021</b>	<b>FY2021-2022</b>	<b>FY2022-2023</b>
MILO Fund Balance, beginning of year	\$ 397,486	\$ 420,905	\$ 537,886	\$ 362,886	\$ 462,586	\$ 477,280
Add: Mill Levy Override Taxes (2% increase)	738,113	740,000	735,000	749,700	764,694	779,988
Less: District-wide textbook purchases & instructional mat	(482,954)	(375,000)	(640,000)	(400,000)	(500,000)	(500,000)
Less: salary increases	(231,740)	(248,019)	(270,000)	(250,000)	(250,000)	(250,000)
MILO Fund Balance,end of year	<u>\$ 420,905</u>	<u>\$ 537,886</u>	<u>\$ 362,886</u>	<u>\$ 462,586</u>	<u>\$ 477,280</u>	<u>\$ 507,268</u>

**GENERAL FUND**  
**Comparison of Major Budget Areas**  
**for 2019-2020 Adopted Budget**

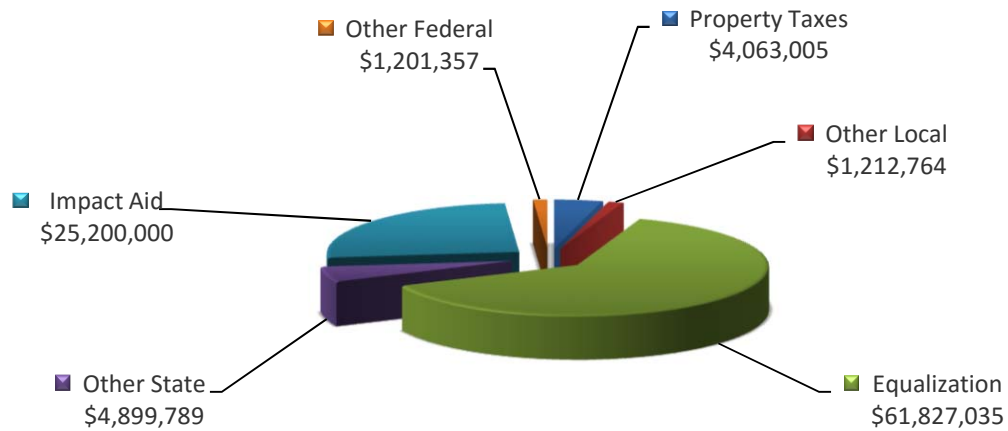
REVENUES	19-20 Adopted		18-19 Estimate		Change				
Local Revenue	\$	5,075,769	5.2%	\$	4,977,829	5.0%	\$	97,940	2.0%
Interest Revenue		200,000	0.2%		230,000	0.2%		(30,000)	-13.0%
State Equalization		61,827,035	62.8%		56,863,686	57.1%		4,963,349	8.7%
Other State Funding		4,899,789	5.0%		4,915,892	4.9%		(16,103)	-0.3%
Federal Revenue		26,401,357	26.8%		32,555,568	32.7%		(6,154,211)	-18.9%
Total Revenues		98,403,950	100.0%		99,542,975	100.0%		\$ (1,139,025)	-1.1%
Allocations and Transfers		(15,734,487)			(21,728,728)				
Fund Balance		6,136,096			-				
	\$	88,805,559		\$	77,814,247				

EXPENDITURES BY PROGRAM	19-20 Adopted		18-19 Estimate		Change				
Instruction	\$	47,800,490	57.8%	\$	44,822,264	57.9%	\$	2,978,226	6.6%
Instructional Support		9,099,559	11.0%		8,502,070	11.0%		597,489	7.0%
Support Services		12,092,815	14.6%		11,458,360	14.8%		634,455	5.5%
Building Administration		6,727,568	8.1%		6,549,841	8.5%		177,727	2.7%
Central Support Severices		6,088,296	7.4%		5,353,430	6.9%		734,866	13.7%
Other		860,735	1.0%		771,496	1.0%		89,239	11.6%
Total Expenditures		82,669,463	100.0%		77,457,461	100.0%	\$	5,212,002	6.7%
Contingency Reserve		6,136,096			356,786				
	\$	88,805,559		\$	77,814,247				

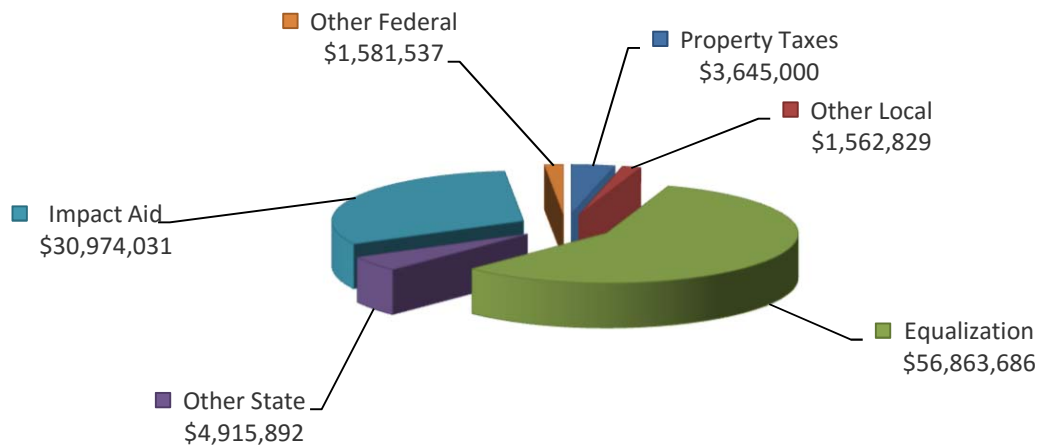
EXPENDITURES BY OBJECT	19-20 Adopted		18-19 Estimate		Change				
Salaries	\$	53,834,233	65.1%	\$	50,524,460	65.2%	\$	3,309,773	6.6%
Employee Benefits		16,371,958	19.8%		15,699,868	20.3%		672,090	4.3%
Purchased Services		5,877,637	7.1%		5,668,210	7.3%		209,427	3.7%
Supplies & Materials		5,867,579	7.1%		4,990,798	6.4%		876,781	17.6%
Equipment		439,127	0.5%		401,375	0.5%		37,752	9.4%
Other		278,929	0.3%		172,750	0.2%		106,179	61.5%
Total Expenditures		82,669,463	100.0%		77,457,461	100.0%	\$	5,212,002	6.7%
Contingency Reserve		6,136,096			356,786				
	\$	88,805,559		\$	77,814,247				

## GENERAL FUND Revenue Comparison

### 19-20 Adopted Budget Revenues

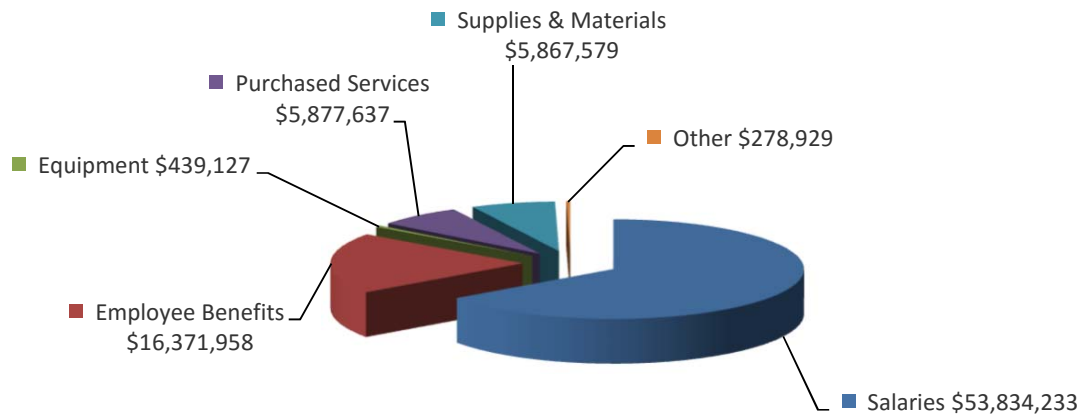


### 18-19 Estimated Revenues

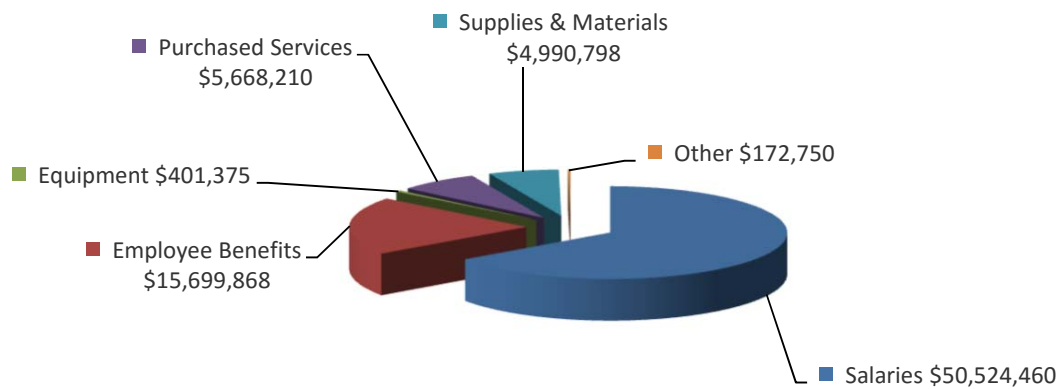


## GENERAL FUND Expenditure Comparison

### 19-20 Adopted Budget Expenditures



### 18-19 Estimated Expenditures



## 2019-2020 Adopted Budget

General Fund	Description	19-20 Adopted	18-19 Final Budget	18-19 Estimate	17-18 Audited
Local Sources	<b>Revenues</b>				
	Taxes	3,328,005	2,971,682	2,905,000	2,917,974
	Taxes-Mill Levy Override	735,000	725,000	740,000	738,113
	Taxes-Specific Ownership	390,451	365,577	450,000	475,141
	Local Grants and Donations	158,004	199,646	207,304	243,521
	Tuition	35,000	35,000	35,000	34,945
	Interest	200,000	100,000	230,000	86,744
	Miscellaneous	429,309	600,166	640,525	551,315
	Subtotal	5,275,769	4,997,071	5,207,829	5,047,753
State Sources	Equalization	61,827,035	56,863,686	56,863,686	53,655,187
	Special Education	2,887,802	2,600,000	2,600,000	2,627,952
	Transportation	725,000	716,412	716,412	731,262
	READ Act	375,000	453,180	453,180	446,326
	Miscellaneous Grants	911,987	1,187,569	1,146,300	995,936
	Subtotal	66,726,824	61,820,847	61,779,578	58,456,663
Federal Sources	Title VII Impact Aid	25,200,000	30,974,031	30,974,031	30,183,243
	DoD Impact Aid	990,000	995,180	995,180	1,034,820
	SAMHSA Project Aware Grant	-	375,000	375,000	273,268
	JROTC	125,000	125,000	125,000	123,789
	Preschool	56,357	56,357	56,357	55,346
	Carl Perkins Grant	30,000	57,788	30,000	28,436
	Indicator 14	-	-	-	7,448
	NIST Grant	-	-	-	7,852
	Subtotal	26,401,357	32,583,356	32,555,568	31,714,202
Allocations and Transfers	Building Fund	(11,600,000)	(17,600,000)	(17,600,000)	(16,650,000)
	Capital Projects	(3,084,487)	(3,178,728)	(3,178,728)	(3,198,978)
	Insurance Reserve	(1,050,000)	(950,000)	(950,000)	(950,000)
	Grants	-	-	-	(40,520)
	Subtotal	(15,734,487)	(21,728,728)	(21,728,728)	(20,839,498)
	Fund Balance-MiLO	537,886	420,905	-	-
	Fund Balance-TABOR reserve	2,050,000	1,860,000	-	-
	Fund Balance-Unreserved	3,548,210	3,498,405	-	-
	Subtotal	6,136,096	5,779,310	-	-
		<b>88,805,559</b>	<b>83,451,856</b>	<b>77,814,247</b>	<b>74,379,120</b>
	Total Revenues	98,403,950	99,401,274	99,542,975	95,218,619
	Funded Pupil Count	7,807.0	7,787.7	7,787.7	7,826.5
	Amount Per Pupil	12,605	12,764	12,782	12,166



## 2019-2020 Adopted Budget

General Fund	Description	19-20 Adopted	18-19 Final Budget	18-19 Estimate	17-18 Audited
Instruction	<b>Expenditures</b>				
	Salaries	33,423,380	31,981,263	31,257,150	30,277,270
	Benefits	9,983,296	9,713,092	9,726,826	9,375,565
	Purchased Services	1,649,227	1,801,303	1,684,618	1,382,009
	Supplies & Materials	2,267,476	1,805,866	1,811,745	1,520,247
	Equipment	280,527	199,977	166,628	159,935
	Other	196,584	191,907	175,297	138,848
	Subtotal	47,800,490	45,693,408	44,822,264	42,853,874
Counselors & SPED Support	Salaries	4,518,736	4,125,819	3,989,611	3,812,906
	Benefits	1,398,954	1,073,585	1,174,283	1,116,542
	Purchased Services	153,036	140,435	140,674	509,241
	Supplies & Materials	381,776	413,819	336,390	219,555
	Equipment	20,500	20,940	9,894	27,554
	Other	5,500	5,500	10,012	4,944
	Subtotal	6,478,502	5,780,098	5,660,864	5,690,742
Curriculum, Media, Staff Dev & Equipment	Salaries	1,783,620	1,796,208	1,768,271	1,712,853
	Benefits	513,774	535,361	516,633	495,524
	Purchased Services	213,515	534,202	480,531	342,450
	Supplies & Materials	85,148	86,490	73,918	65,473
	Equipment	2,500	2,500	1,524	1,234
	Other	22,500	810	329	445
	Subtotal	2,621,057	2,955,571	2,841,206	2,617,979
BOE, Legal, Public Relations & Superintendent	Salaries	442,526	416,000	415,411	399,166
	Benefits	186,243	159,650	164,600	156,843
	Purchased Services	241,950	221,500	185,214	183,225
	Supplies & Materials	84,225	70,500	79,346	104,750
	Equipment	2,500	4,200	2,555	2,233
	Other	83,500	83,200	75,961	46,858
	Subtotal	1,040,944	955,050	923,087	893,075
School Administration	Salaries	5,133,367	5,029,022	4,986,466	4,743,098
	Benefits	1,501,745	1,543,735	1,470,686	1,404,811
	Purchased Services	36,789	48,172	48,172	50,089
	Supplies & Materials	48,130	40,757	40,757	34,218
	Equipment	5,600	1,660	1,660	13,140
	Other	1,937	2,100	2,100	100
	Subtotal	6,727,568	6,665,446	6,549,841	6,245,456
Business Support & Warehouse	Salaries	889,963	815,259	841,022	644,111
	Benefits	266,261	262,253	263,261	201,308
	Purchased Services	145,300	145,300	145,393	189,502
	Supplies & Materials	73,000	73,000	52,657	75,464
	Equipment	41,000	41,000	17,899	23,077
	Other	(51,497)	(58,166)	(59,578)	(44,211)
	Subtotal	1,364,027	1,278,646	1,260,654	1,089,251

## 2019-2020 Adopted Budget

General Fund	Description	19-20 Adopted	18-19 Final Budget	18-19 Estimate	17-18 Audited
Operations, Maintenance & Security	Salaries	3,081,437	2,822,477	2,912,984	2,812,102
	Benefits	1,015,817	903,400	970,098	900,330
	Purchased Services	1,387,475	1,495,528	1,379,730	1,284,946
	Supplies & Materials	2,258,200	2,107,685	2,082,241	2,024,610
	Equipment	61,500	46,500	86,136	35,543
	Other	(625)	(935)	(1,345)	(604)
	Subtotal	7,803,804	7,374,655	7,429,844	7,056,927
Transportation	Salaries	2,688,604	2,512,625	2,651,257	2,550,997
	Benefits	974,102	885,164	918,852	880,617
	Purchased Services	98,600	78,600	89,773	83,725
	Supplies & Materials	560,500	493,500	407,587	442,923
	Equipment	10,000	7,500	17,321	2,338
	Other	(42,795)	(74,424)	(56,274)	(52,772)
	Subtotal	4,289,011	3,902,965	4,028,516	3,907,828
Personnel & Information Systems Services	Salaries	1,793,246	1,728,054	1,621,302	1,535,206
	Benefits	508,504	477,093	470,541	437,939
	Purchased Services	1,240,850	1,087,808	939,907	1,111,317
	Supplies & Materials	101,900	102,091	98,933	62,203
	Equipment	15,000	18,000	12,758	21,111
	Other	23,825	23,113	26,248	21,072
	Subtotal	3,683,325	3,436,159	3,169,689	3,188,848
Community Services	Salaries	79,354	79,083	80,986	45,300
	Benefits	23,262	23,023	24,088	9,357
	Purchased Services	710,895	718,973	574,198	347,463
	Supplies & Materials	7,224	7,075	7,224	100
	Other	40,000	85,000	85,000	-
	Subtotal	860,735	913,154	771,496	402,220
Reserves	Contingency-MiLO	362,886	502,425	116,981	23,419
	Contingency-TABOR Reserve	2,200,000	2,075,000	190,000	35,000
	Contingency	3,573,210	1,919,279	49,805	374,502
	Subtotal	6,136,096	4,496,704	356,786	432,921
		<b>88,805,559</b>	<b>83,451,856</b>	<b>77,814,247</b>	<b>74,379,121</b>
	Total Expenditures	82,669,463	78,955,152	77,457,461	73,946,200
	Transfers & Allocations	15,734,487	21,728,728	21,728,728	20,839,498
		98,403,950	100,683,880	99,186,189	94,785,698
	Funded Pupil Count	7,807.0	7,787.7	7,787.7	7,826.5
	Amount Per Pupil	12,605	12,929	12,736	12,111

## 2019-2020 Adopted Budget

Insurance Reserve Sub-Fund	Description	19-20 Adopted	18-19 Final Budget	18-19 Estimate	17-18 Audited
Local Sources	<b>Revenues</b>				
	Interest on Investments	100	50	100	73
	Allocation from General Fund	1,050,000	950,000	950,000	950,000
	Fund Balance	164,802	99,702	-	-
		<b>1,214,902</b>	<b>1,049,752</b>	<b>950,100</b>	<b>950,073</b>
	<b>Expenditures</b>				
	Workers' Compensation	350,000	375,000	325,000	358,817
	Property & Liability Insurance	795,000	615,050	560,000	526,810
	Contingency	69,902	59,702	65,100	64,446
		<b>1,214,902</b>	<b>1,049,752</b>	<b>950,100</b>	<b>950,073</b>

## 2019-2020 Adopted Budget

Food Service	Description	19-20 Adopted	18-19 Final Budget	18-19 Estimate	17-18 Audited
Local Sources	<b>Revenues</b>				
	Food Sales	1,095,375	938,000	955,560	905,955
	Interest on Investments	5,000	3,500	5,000	3,725
	Subtotal	1,100,375	941,500	960,560	909,680
State Sources	Matching Funds	32,000	30,000	30,758	29,531
	Start Smart	17,365	20,000	20,000	20,508
	K-2 Reduced Lunches	45,000	45,000	40,000	38,612
	Subtotal	94,365	95,000	90,758	88,651
Federal Sources	Reimbursement	2,104,497	2,156,267	1,838,000	2,147,780
	USDA Commodities	298,088	250,000	250,000	232,669
	Subtotal	2,402,585	2,406,267	2,088,000	2,380,449
	Fund Balance	880,795	880,795	-	-
		<b>4,478,120</b>	<b>4,323,562</b>	<b>3,139,318</b>	<b>3,378,780</b>
	<b>Expenditures</b>				
	Salaries	53,500	50,000	50,000	41,163
	Benefits	23,225	22,950	22,000	19,741
	Purchased Services	1,509,254	1,461,155	1,270,542	1,288,899
	Supplies & Materials	1,891,346	1,858,662	1,620,080	1,739,547
	Equipment	45,000	25,000	26,696	4,675
	Other	75,000	150,000	150,000	150,000
	Contingency	880,795	755,795	-	134,755
		<b>4,478,120</b>	<b>4,323,562</b>	<b>3,139,318</b>	<b>3,378,780</b>

## 2019-2020 Adopted Budget

Grants Fund	Description	19-20 Adopted	18-19 Final Budget	18-19 Estimate	17-18 Audited
Federal Sources	<b>Revenues</b>				
<b>Title I - A</b>	Grant	1,347,918	1,362,472	1,232,642	1,186,723
	Carryover	130,000	189,594	189,594	132,749
	Subtotal	1,477,918	1,552,066	1,422,236	1,319,472
<b>IDEA - B</b>	Grant - Special Education	1,306,960	1,306,960	1,306,960	1,221,295
<b>Title II - A</b>	Grant - Teacher Quality	256,959	227,567	207,931	178,197
	Carryover	20,000	27,948	27,948	-
	Subtotal	276,959	255,515	235,879	178,197
<b>Title III</b>	Grant - English Language Learner	28,056	30,632	22,632	20,952
	Carryover	8,000	6,371	6,371	8,644
	Subtotal	36,056	37,003	29,003	29,596
<b>Title IV - A</b>	Grant - Student Support	97,142	92,127	87,143	24,111
	Carryover	5,000	6,075	6,075	-
	Subtotal	102,142	98,202	93,218	24,111
<b>Title VI</b>	Grant - Indian Education	9,725	9,659	9,659	7,651
<b>Title X</b>	Grant - McKinney-Vento	35,000	37,500	37,500	37,000
<b>DoDEA</b>	STEM Grant	-	-	-	233,474
<b>DoDEA</b>	CCCRS Grant	305,000	616,092	561,059	83,160
<b>ESEA</b>	Distinguished Schools Grant	-	-	10,000	-
		3,549,760	3,912,997	3,705,514	3,133,956
	Transfer from General Fund	-	-	-	40,520
		<b>3,549,760</b>	<b>3,912,997</b>	<b>3,705,514</b>	<b>3,174,476</b>

## 2019-2020 Adopted Budget

Grants Fund	Description	19-20 Adopted	18-19 Final Budget	18-19 Estimate	17-18 Audited
	<b>Expenditures</b>				
<b>Title I - A</b>	Salaries	969,338	995,357	995,000	837,049
	Benefits	289,211	240,975	247,000	227,111
	Purchased Services	46,281	69,521	40,000	61,572
	Supplies	89,583	101,203	50,236	101,235
	Equipment	-	17,000	-	-
	Other	83,505	128,010	90,000	92,505
	Subtotal	1,477,918	1,552,066	1,422,236	1,319,472
<b>IDEA - B</b>	Salaries	1,033,000	1,033,000	1,033,000	942,486
	Benefits	273,960	273,960	273,960	278,809
	Subtotal	1,306,960	1,306,960	1,306,960	1,221,295
<b>Title II - A</b>	Salaries	150,692	175,918	160,000	128,102
	Benefits	42,367	33,233	36,000	31,764
	Purchased Services	83,900	43,500	38,879	18,331
	Supplies	-	2,864	1,000	-
	Subtotal	276,959	255,515	235,879	178,197
<b>Title III</b>	Salaries	-	7,500	7,500	-
	Benefits	-	-	1,650	-
	Purchased Services	18,556	20,303	16,353	5,445
	Supplies	17,500	9,200	3,500	23,323
	Other	-	-	-	828
	Subtotal	36,056	37,003	29,003	29,596
<b>Title IV - A</b>	Purchased Services	73,142	27,425	22,425	5,000
	Supplies	29,000	70,777	70,793	19,111
	Subtotal	102,142	98,202	93,218	24,111
<b>Title VI</b>	Salaries	3,100	3,842	3,842	500
	Benefits	700	1,058	1,058	-
	Purchased Services	4,925	700	700	1,692
	Supplies	1,000	2,059	2,059	5,459
	Other	-	2,000	2,000	-
	Subtotal	9,725	9,659	9,659	7,651
<b>Title X</b>	Salaries	25,000	28,000	28,000	28,020
	Benefits	5,000	7,000	7,000	8,980
	Purchased Services	5,000	2,500	2,500	-
	Subtotal	35,000	37,500	37,500	37,000
<b>ESEA</b>	Purchased Services	-	-	2,500	-
	Supplies	-	-	7,500	-
	Subtotal	-	-	10,000	-

## 2019-2020 Adopted Budget

Grants Fund	Description	19-20 Adopted	18-19 Final Budget	18-19 Estimate	17-18 Audited
	<b>Expenditures</b>				
<b>DoDEA STEM Grant</b>	Salaries	-	-	-	62,022
	Benefits	-	-	-	26,319
	Purchased Services	-	-	-	43,530
	Supplies	-	-	-	47,149
	Equipment	-	-	-	51,857
	Other	-	-	-	2,597
	Subtotal	-	-	-	233,474
<b>DoDEA CCCRS Grant</b>	Salaries	75,780	88,634	89,636	6,867
	Benefits	18,810	22,049	29,102	1,630
	Purchased Services	160,196	158,905	90,705	55,921
	Supplies	33,554	319,227	330,415	18,742
	Other	16,660	27,277	21,201	-
	Subtotal	305,000	616,092	561,059	83,160
		3,549,760	3,912,997	3,705,514	3,133,956
	Other Expenditures	-	-	-	40,520
		3,549,760	3,912,997	3,705,514	3,174,476

## 2019-2020 Adopted Budget

Activity Fund	Description	19-20 Adopted	18-19 Final Budget	18-19 Estimate	17-18 Audited
Local Sources	<b>Revenues</b>				
	Interest on Investments	50	50	65	52
	Activity Receipts	989,950	934,950	925,000	810,198
	Donations	10,000	-	4,500	-
	Vending	-	15,000	15,000	25,000
	Subtotal	1,000,000	950,000	944,565	835,250
	Due to Student Organizations	-	-	-	20,061
	Fund Balance	173,788	-	-	-
		<b>1,173,788</b>	<b>950,000</b>	<b>944,565</b>	<b>855,311</b>
	<b>Expenditures</b>				
	Supplies & Materials	1,073,788	950,000	944,565	855,311
	Due to Student Organizations	-	-	-	-
	Contingency	100,000	-	-	-
		<b>1,173,788</b>	<b>950,000</b>	<b>944,565</b>	<b>855,311</b>
<b>Note:</b> Effective July 1, 2019 the Pupil Activity Agency Fund will be re-classified to a Special Revenue Fund. Comparative information for prior year is provided for Agency Fund receipts and disbursements.					



## 2019-2020 Adopted Budget

Building Fund	Description	19-20 Adopted	18-19 Final Budget	18-19 Estimate	17-18 Audited
	<b>Revenues</b>				
Local Sources	Fees	125,000	110,000	115,590	103,399
	Interest on Investments	150,000	100,000	199,000	83,387
Federal Sources	Impact Aid Construction	-	688,402	688,402	81,678
Other Sources	COP Proceeds	-	-	-	13,110,000
	Transfer from General Fund	11,600,000	17,600,000	17,600,000	16,650,000
	Fund Balance	11,285,132	18,895,319	7,610,187	-
		<b>23,160,132</b>	<b>37,393,721</b>	<b>26,213,179</b>	<b>30,028,464</b>
	<b>Expenditures</b>				
	Conrad Early Learning Center	-	-	-	1,578
	Jordahl Remodel & Addition	-	-	-	210,506
	Mesa remodel and addition	8,000,000	1,200,000	1,100,000	-
	FMS Construction	6,747,477	20,000,000	20,000,000	18,698,696
	FFCHS Pool upgrades	-	1,600,000	1,675,000	447,998
	Major Remodels	900,000	1,700,000	1,620,000	203,707
	Land acquisition	-	650,000	450,198	-
	Project Management	86,100	82,000	82,000	85,619
	C.O.P. Fees	1,500	1,500	1,500	106,285
	C.O.P. Lease Principal	690,000	830,000	830,000	-
	C.O.P. Interest	427,273	454,481	454,481	66,490
	Contingency Reserves	6,307,782	10,875,740	-	10,207,585
		<b>23,160,132</b>	<b>37,393,721</b>	<b>26,213,179</b>	<b>30,028,464</b>

## 2019-2020 Adopted Budget

Capital Projects	Description	19-20 Adopted	18-19 Final Budget	18-19 Estimate	17-18 Audited
Local Sources	<b>Revenues</b>				
	Interest	250,000	355,000	355,000	1,236
	Proceeds From Lease Financing	-	361,876	361,876	-
State Sources	Insurance Proceeds	2,500,000	24,890,000	24,890,000	103,954
	SSD Security Grant	-	1,145,613	1,145,613	-
	Transfer from General Fund	3,084,487	3,178,728	3,178,728	3,198,978
	Fund Balance	17,158,027	638,224	-	-
		<b>22,992,514</b>	<b>30,569,441</b>	<b>29,931,217</b>	<b>3,304,168</b>
	<b>Expenditures</b>				
	Improvements	905,000	1,467,943	950,000	327,681
	Vehicles	485,000	664,000	656,192	502,911
	Equipment	1,006,613	1,634,064	920,000	95,893
	Technology	351,700	323,725	271,375	159,473
	Instructional Technology	1,491,816	866,972	866,971	1,854,197
	Insurance - Property	17,815,000	24,525,000	9,185,000	79,469
	Insurance - Vehicles	190,000	726,876	561,876	-
		<b>22,245,129</b>	<b>30,208,580</b>	<b>13,411,414</b>	<b>3,019,624</b>
	Contingency - Insurance Recoveries	-	-	15,505,000	24,485
	Contingency - SDD Grant	-	-	645,613	-
	Contingency - BEST Reserve	128,000	114,000	114,000	14,000
	Contingency	619,385	246,861	255,190	246,059
		<b>747,385</b>	<b>360,861</b>	<b>16,519,803</b>	<b>284,544</b>
		<b>22,992,514</b>	<b>30,569,441</b>	<b>29,931,217</b>	<b>3,304,168</b>

**Capital Projects List**  
**2019-2020 Adopted Budget**

	5/29/2019 Proposed	Changes	6/19/2019 Adopted	
<b>Improvements/Maintenance</b>				
Tennis court re-surface	115,000	-	115,000	* FFCHS
Water heater replacements	50,000	-	50,000	Aragon & FFCHS
Boiler replacement	50,000	-	50,000	* Eagleside
Exterior sign	115,000	-	115,000	* FFCHS & CMS
Stage Curtains replacement	60,000	-	60,000	FFCHS
Classroom remodel & Fencing - Phoenix Academy	125,000	-	125,000	* DFAC
Office remodel	50,000	-	50,000	Admin
Replace Emergency Power System	250,000	-	250,000	* Jordahl
Fire Safety-Code	90,000	-	90,000	District-wide
BEST Grant Maintenance Reserve (Yr 9)	14,000	-	14,000	Weikel
	<u>919,000</u>	-	<u>919,000</u>	
<b>Equipment</b>				
Scoreboard replacements	75,000	-	75,000	* FFCHS, FMS & CMS
Band Uniforms	60,000	-	60,000	* FFCHS
Security Equipment (SSD Grant)	645,613	-	645,613	District-wide
Custodial Equipment	50,000	-	50,000	District-wide
Grounds Equipment	75,000	-	75,000	District-wide
Radio upgrade (replace analog devices)	76,000	-	76,000	Transportation
Bus Camera System (upgrade)	25,000	-	25,000	Transportation
	<u>1,006,613</u>	-	<u>1,006,613</u>	
<b>Vehicles</b>				
Buses, Regular 77 passenger - growth (2)	220,000	-	220,000	Transportation
Buses, Special Needs - growth (1)	115,000	-	115,000	Transportation
Buses, Type A with Lift - growth (1)	65,000	-	65,000	Transportation
Truck - replacement for V#235	65,000	-	65,000	Maintenance
Trailer - replacement for V#259	20,000	-	20,000	Maintenance
	<u>485,000</u>	-	<u>485,000</u>	
<b>Instructional Technology</b>				
High School 1:1 Initiative (Yr 2 of 3)	506,909	-	506,909	FFCHS
5th Grade initiative 2:1 initiative	255,000	-	255,000	Elementary Schools
Special education devices	15,000	-	15,000	District-wide
Computers for specialized labs	270,000	-	270,000	FFCHS, FMS & CMS
Computers for libraries	37,000	-	37,000	District-wide
Learning Management Software System	68,000	-	68,000	FFCHS
Cafeteria AV system	42,125	-	42,125	FFCHS
Certified staff laptops (Yr 2 of 4)	297,782	-	297,782	District-wide
	<u>1,491,816</u>	-	<u>1,491,816</u>	
<b>Technology</b>				
Office staff computer replacements	47,000	-	47,000	schools
Server replacements	145,000	-	145,000	District-wide
Network switch replacements	20,000	-	20,000	District-wide
Content filter (Cloud-based) - 3-yr upfront cost	89,700	-	89,700	* District-wide
Firewall (NET of e-rate discount)	15,000	-	15,000	* District-wide
Switches (NET of e-rate discount)	22,000	-	22,000	District-wide
WAN upgrade for new security camera system	13,000	-	13,000	District-wide
	<u>351,700</u>	-	<u>351,700</u>	
Total Before Insurance Recovery Projects	<u>\$ 4,254,129</u>	<u>\$ -</u>	<u>\$ 4,254,129</u>	
<b>Insurance Recoveries</b>				
Property - repairs and replacement	17,815,000		17,815,000	District-wide
Bus Lease - Regular Ed (4)	81,721	-	81,721	Transportation
Vehicle - repairs and replacement	108,279	-	108,279	Transportation
	<u>18,005,000</u>	-	<u>18,005,000</u>	
Total Capital Projects Requests	<u>\$ 22,259,129</u>	<u>\$ -</u>	<u>\$ 22,259,129</u>	

\* denotes early start project

**FY2019-2020 SUMMARY BUDGET**

<b>El Paso County School District 8</b> <b>District Code: 1000</b> <b>Adopted or Revised Budget</b> <b>Adopted: June 19, 2019</b>  <b>Budgeted Pupil Count: 7,807</b>									
	<b>Object Source</b>	<b>10 General Fund</b>	<b>18 Insurance Reserve / Risk-Management</b>	<b>21 Food Service</b>	<b>22 Governmental Designated Grants Fund</b>	<b>23 Pupil Activity</b>	<b>41 Building Fund</b>	<b>43 Capital Reserve Capital Projects</b>	<b>TOTAL</b>
<b>Beginning Fund Balance (Includes All Reserves)</b>		6,136,096	164,802	880,795	-	173,788	11,285,132	17,158,027	35,798,640
<b>Revenues</b>									
Local Sources	1000 - 1999	5,275,769	100	1,100,375	-	1,000,000	275,000	2,750,000	10,401,244
Intermediate Sources	2000 - 2999	-	-	-	-	-	-	-	-
State Sources	3000 - 3999	66,726,824	-	94,365	-	-	-	-	66,821,189
Federal Sources	4000 - 4999	26,401,357	-	2,402,585	3,549,760	-	-	-	32,353,702
<b>Total Revenues</b>		<b>98,403,950</b>	<b>100</b>	<b>3,597,325</b>	<b>3,549,760</b>	<b>1,000,000</b>	<b>275,000</b>	<b>2,750,000</b>	<b>109,576,135</b>
<b>Total Beginning Fund Balance and Reserves</b>		<b>104,540,046</b>	<b>164,902</b>	<b>4,478,120</b>	<b>3,549,760</b>	<b>1,173,788</b>	<b>11,560,132</b>	<b>19,908,027</b>	<b>145,374,775</b>
Total Allocations To/From Other Funds	5600,5700, 5800	(4,134,487)	1,050,000	-	-	-	-	-	(3,084,487)
Transfers To/From Other Funds	5200 - 5300	(11,600,000)	-	-	-	-	11,600,000	3,084,487	3,084,487
Other Sources	5100,5400, 5500,5900, 5990, 5991	-	-	-	-	-	-	-	-
<b>Available Beginning Fund Balance &amp; Revenues (Plus Or Minus (If Revenue) Allocations And Transfers)</b>		<b>88,805,559</b>	<b>1,214,902</b>	<b>4,478,120</b>	<b>3,549,760</b>	<b>1,173,788</b>	<b>23,160,132</b>	<b>22,992,514</b>	<b>145,374,775</b>
<b>Expenditures</b>									
<b>Instruction - Program 0010 to 2099</b>									
Salaries	0100	33,423,380	-	-	1,722,451	-	-	-	35,145,831
Employee Benefits	0200	9,983,296	-	-	494,362	-	-	-	10,477,658
Purchased Services	0300,0400, 0500	1,649,227	-	-	134,630	-	-	-	1,783,857
Supplies and Materials	0600	2,267,476	-	-	138,158	1,073,788	-	68,000	3,547,422
Property	0700	280,527	-	-	-	-	-	754,125	1,034,652
Other	0800, 0900	196,584	-	-	18,231	-	-	-	214,815
<b>Total Instruction</b>		<b>47,800,490</b>	<b>-</b>	<b>-</b>	<b>2,507,832</b>	<b>1,073,788</b>	<b>-</b>	<b>822,125</b>	<b>52,204,235</b>
<b>Supporting Services</b>									
<b>Students - Program 2100</b>									
Salaries	0100	4,518,736	-	-	335,280	-	-	-	4,854,016
Employee Benefits	0200	1,398,954	-	-	82,571	-	-	-	1,481,525
Purchased Services	0300,0400, 0500	153,036	-	-	25,000	-	-	-	178,036
Supplies and Materials	0600	381,776	-	-	-	-	-	-	381,776
Property	0700	20,500	-	-	-	-	-	-	20,500
Other	0800, 0900	5,500	-	-	-	-	-	-	5,500
<b>Total Students</b>		<b>6,478,502</b>	<b>-</b>	<b>-</b>	<b>442,851</b>	<b>-</b>	<b>-</b>	<b>-</b>	<b>6,921,353</b>

**FY2019-2020 SUMMARY BUDGET**

<b>El Paso County School District 8</b> <b>District Code: 1000</b> <b>Adopted or Revised Budget</b> <b>Adopted: June 19, 2019</b>  <b>Budgeted Pupil Count: 7,807</b>									
<b>Object Source</b>		<b>10 General Fund</b>	<b>18 Insurance Reserve / Risk- Management</b>	<b>21 Food Service</b>	<b>22 Governmental Designated Grants Fund</b>	<b>23 Pupil Activity</b>	<b>41 Building Fund</b>	<b>43 Capital Reserve Capital Projects</b>	<b>TOTAL</b>
<b>Instructional Staff - Program 2200</b>									
Salaries	0100	1,783,620	-	-	166,562	-	-	-	1,950,182
Employee Benefits	0200	513,774	-	-	42,916	-	-	-	556,690
Purchased Services	0300,0400,								
	0500	213,515	-	-	201,570	-	-	-	415,085
Supplies and Materials	0600	85,148	-	-	-	-	-	-	85,148
Property	0700	2,500	-	-	-	-	-	-	2,500
Other	0800, 0900	22,500	-	-	-	-	-	-	22,500
<b>Total Instructional Staff</b>		<b>2,621,057</b>	<b>-</b>	<b>-</b>	<b>411,048</b>	<b>-</b>	<b>-</b>	<b>-</b>	<b>3,032,105</b>
<b>General Administration - Program 2300, including Program 2303 and 2304</b>									
Salaries	0100	442,526	-	-	-	-	-	-	442,526
Employee Benefits	0200	186,243	-	-	-	-	-	-	186,243
Purchased Services	0300,0400,								
	0500	241,950	-	-	-	-	-	-	241,950
Supplies and Materials	0600	84,225	-	-	-	-	-	-	84,225
Property	0700	2,500	-	-	-	-	-	-	2,500
Other	0800, 0900	83,500	-	-	-	-	-	-	83,500
<b>Total School Administration</b>		<b>1,040,944</b>	<b>-</b>	<b>-</b>	<b>-</b>	<b>-</b>	<b>-</b>	<b>-</b>	<b>1,040,944</b>
<b>School Administration - Program 2400</b>									
Salaries	0100	5,133,367	-	-	-	-	-	-	5,133,367
Employee Benefits	0200	1,501,745	-	-	-	-	-	-	1,501,745
Purchased Services	0300,0400,								
	0500	36,789	-	-	-	-	-	-	36,789
Supplies and Materials	0600	48,130	-	-	-	-	-	-	48,130
Property	0700	5,600	-	-	-	-	-	-	5,600
Other	0800, 0900	1,937	-	-	-	-	-	-	1,937
<b>Total School Administration</b>		<b>6,727,568</b>	<b>-</b>	<b>-</b>	<b>-</b>	<b>-</b>	<b>-</b>	<b>-</b>	<b>6,727,568</b>
<b>Business Services - Program 2500, including Program 2501</b>									
Salaries	0100	889,963	-	-	-	-	-	-	889,963
Employee Benefits	0200	266,261	-	-	-	-	-	-	266,261
Purchased Services	0300,0400,								
	0500	145,300	-	-	-	-	-	-	145,300
Supplies and Materials	0600	73,000	-	-	-	-	-	-	73,000
Property	0700	41,000	-	-	-	-	-	-	41,000
Other	0800, 0900	(51,497)	-	-	73,934	-	-	-	22,437
<b>Total Business Services</b>		<b>1,364,027</b>	<b>-</b>	<b>-</b>	<b>73,934</b>	<b>-</b>	<b>-</b>	<b>-</b>	<b>1,437,961</b>

**FY2019-2020 SUMMARY BUDGET**

<b>El Paso County School District 8</b> <b>District Code: 1000</b> <b>Adopted or Revised Budget</b> <b>Adopted: June 19, 2019</b>  <b>Budgeted Pupil Count: 7,807</b>									
<b>Object Source</b>		<b>10 General Fund</b>	<b>18 Insurance Reserve / Risk- Management</b>	<b>21 Food Service</b>	<b>22 Governmental Designated Grants Fund</b>	<b>23 Pupil Activity</b>	<b>41 Building Fund</b>	<b>43 Capital Reserve Capital Projects</b>	<b>TOTAL</b>
<b>Operations and Maintenance - Program 2600</b>									
Salaries	0100	3,081,437	-	-	-	-	66,000	-	3,147,437
Employee Benefits	0200	1,015,817	-	-	-	-	20,100	-	1,035,917
Purchased Services	0300,0400, 0500	1,387,475	510,000	-	-	-	-	905,000	2,802,475
Supplies and Materials	0600	2,258,200	-	-	-	-	-	-	2,258,200
Property	0700	61,500	-	-	-	-	-	855,613	917,113
Other	0800, 0900	(625)	-	-	-	-	-	-	(625)
<b>Total Operations and Maintenance</b>		<b>7,803,804</b>	<b>510,000</b>	<b>-</b>	<b>-</b>	<b>-</b>	<b>86,100</b>	<b>1,760,613</b>	<b>10,160,517</b>
<b>Student Transportation - Program 2700</b>									
Salaries	0100	2,688,604	-	-	-	-	-	-	2,688,604
Employee Benefits	0200	974,102	-	-	-	-	-	-	974,102
Purchased Services	0300,0400, 0500	98,600	90,000	-	-	-	-	108,279	296,879
Supplies and Materials	0600	560,500	-	-	-	-	-	-	560,500
Property	0700	10,000	-	-	-	-	-	501,000	511,000
Other	0800, 0900	(42,795)	-	-	-	-	-	-	(42,795)
<b>Total Student Transportation</b>		<b>4,289,011</b>	<b>90,000</b>	<b>-</b>	<b>-</b>	<b>-</b>	<b>-</b>	<b>609,279</b>	<b>4,988,290</b>
<b>Central Support - Program 2800, including Program 2801</b>									
Salaries	0100	1,793,246	-	-	32,617	-	-	-	1,825,863
Employee Benefits	0200	508,504	-	-	10,199	-	-	-	518,703
Purchased Services	0300,0400, 0500	1,240,850	545,000	-	20,000	-	-	-	1,805,850
Supplies and Materials	0600	101,900	-	-	-	-	-	-	101,900
Property	0700	15,000	-	-	-	-	-	351,700	366,700
Other	0800, 0900	23,825	-	-	-	-	-	-	23,825
<b>Total Central Support</b>		<b>3,683,325</b>	<b>545,000</b>	<b>-</b>	<b>62,816</b>	<b>-</b>	<b>-</b>	<b>351,700</b>	<b>4,642,841</b>
<b>Other Support - Program 2900</b>									
Salaries	0100	-	-	-	-	-	-	-	-
Employee Benefits	0200	-	-	-	-	-	-	-	-
Purchased Services	0300,0400, 0500	700,000	-	-	-	-	-	-	700,000
Supplies and Materials	0600	-	-	-	-	-	-	-	-
Property	0700	-	-	-	-	-	-	-	-
Other	0800, 0900	-	-	-	-	-	-	-	-
<b>Total Other Support</b>		<b>700,000</b>	<b>-</b>	<b>-</b>	<b>-</b>	<b>-</b>	<b>-</b>	<b>-</b>	<b>700,000</b>

**FY2019-2020 SUMMARY BUDGET**

<b>El Paso County School District 8</b> <b>District Code: 1000</b> <b>Adopted or Revised Budget</b> <b>Adopted: June 19, 2019</b>  <b>Budgeted Pupil Count: 7,807</b>									
<b>Object Source</b>		<b>10</b>	<b>18</b>	<b>21</b>	<b>22</b>	<b>23</b>	<b>41</b>	<b>43</b>	
		<b>General Fund</b>	<b>Insurance Reserve / Risk-Management</b>	<b>Food Service</b>	<b>Governmental Designated Grants Fund</b>	<b>Pupil Activity</b>	<b>Building Fund</b>	<b>Capital Reserve Capital Projects</b>	<b>TOTAL</b>
<b>Food Service Operations - Program 3100</b>									
Salaries	0100	-	-	53,500	-	-	-	-	53,500
Employee Benefits	0200	-	-	23,225	-	-	-	-	23,225
Purchased Services	0300,0400,0500	-	-	1,509,254	-	-	-	-	1,509,254
Supplies and Materials	0600	224	-	1,891,346	-	-	-	-	1,891,570
Property	0700	-	-	45,000	-	-	-	-	45,000
Other	0800, 0900	40,000	-	75,000	-	-	-	-	115,000
<b>Total Other Support</b>		<b>40,224</b>	<b>-</b>	<b>3,597,325</b>	<b>-</b>	<b>-</b>	<b>-</b>	<b>-</b>	<b>3,637,549</b>
<b>Enterprise Operations - Program 3200</b>									
Salaries	0100	-	-	-	-	-	-	-	-
Employee Benefits	0200	-	-	-	-	-	-	-	-
Purchased Services	0300,0400,0500	-	-	-	-	-	-	-	-
Supplies and Materials	0600	-	-	-	-	-	-	-	-
Property	0700	-	-	-	-	-	-	-	-
Other	0800, 0900	-	-	-	-	-	-	-	-
<b>Total Enterprise Operations</b>		<b>-</b>	<b>-</b>	<b>-</b>	<b>-</b>	<b>-</b>	<b>-</b>	<b>-</b>	<b>-</b>
<b>Community Services - Program 3300</b>									
Salaries	0100	79,354	-	-	-	-	-	-	79,354
Employee Benefits	0200	23,262	-	-	-	-	-	-	23,262
Purchased Services	0300,0400,0500	10,895	-	-	10,800	-	-	-	21,695
Supplies and Materials	0600	7,000	-	-	32,479	-	-	-	39,479
Property	0700	-	-	-	-	-	-	-	-
Other	0800, 0900	-	-	-	8,000	-	-	-	8,000
<b>Total Community Services</b>		<b>120,511</b>	<b>-</b>	<b>-</b>	<b>51,279</b>	<b>-</b>	<b>-</b>	<b>-</b>	<b>171,790</b>
<b>Education for Adults - Program 3400</b>									
Salaries	0100	-	-	-	-	-	-	-	-
Employee Benefits	0200	-	-	-	-	-	-	-	-
Purchased Services	0300,0400,0500	-	-	-	-	-	-	-	-
Supplies and Materials	0600	-	-	-	-	-	-	-	-
Property	0700	-	-	-	-	-	-	-	-
Other	0800, 0900	-	-	-	-	-	-	-	-
<b>Total Education for Adults Services</b>		<b>-</b>	<b>-</b>	<b>-</b>	<b>-</b>	<b>-</b>	<b>-</b>	<b>-</b>	<b>-</b>
<b>Total Supporting Services</b>		<b>34,868,973</b>	<b>1,145,000</b>	<b>3,597,325</b>	<b>1,041,928</b>	<b>-</b>	<b>86,100</b>	<b>2,721,592</b>	<b>43,460,918</b>

**FY2019-2020 SUMMARY BUDGET**

<b>El Paso County School District 8</b> <b>District Code: 1000</b> <b>Adopted or Revised Budget</b> <b>Adopted: June 19, 2019</b>  <b>Budgeted Pupil Count: 7,807</b>									
	<b>Object Source</b>	<b>10 General Fund</b>	<b>18 Insurance Reserve / Risk-Management</b>	<b>21 Food Service</b>	<b>22 Governmental Designated Grants Fund</b>	<b>23 Pupil Activity</b>	<b>41 Building Fund</b>	<b>43 Capital Reserve Capital Projects</b>	<b>TOTAL</b>
<b>Property - Program 4000</b>									
Salaries	0100	-	-	-	-	-	-	-	-
Employee Benefits	0200	-	-	-	-	-	-	-	-
Purchased Services	0300,0400,0500	-	-	-	-	-	1,825,000	-	1,825,000
Supplies and Materials	0600	-	-	-	-	-	-	-	-
Property	0700	-	-	-	-	-	13,597,477	17,815,000	31,412,477
Other	0800, 0900	-	-	-	-	-	225,000	-	225,000
<b>Total Property</b>		-	-	-	-	-	15,647,477	17,815,000	33,462,477
<b>Other Uses - Program 5000s - including Transfers Out and/or Allocations Out as an expenditure</b>									
Salaries	0100	N/A	N/A	N/A	N/A	N/A	N/A	N/A	-
Employee Benefits	0200	N/A	N/A	N/A	N/A	N/A	N/A	N/A	-
Purchased Services	0300,0400,0500	N/A	N/A	N/A	N/A	N/A	1,500	N/A	1,500
Supplies and Materials	0600	N/A	N/A	N/A	N/A	N/A	N/A	N/A	-
Property	0700	N/A	N/A	N/A	N/A	N/A	N/A	N/A	-
Other	0800, 0900	-	-	-	-	-	1,117,273	886,412	2,003,685
<b>Total Other Uses</b>		-	-	-	-	-	1,118,773	886,412	2,005,185
<b>Total Expenditures</b>		82,669,463	1,145,000	3,597,325	3,549,760	1,073,788	16,852,350	22,245,129	131,132,815
<b>APPROPRIATED RESERVES</b>									
Other Reserved Fund Balance (9900)	0840	-	-	-	-	-	-	-	-
Other Restricted Reserves (932X)	0840	-	-	-	-	-	-	-	-
Reserved Fund Balance (9100)	0840	-	-	-	-	-	-	-	-
District Emergency Reserve (9315)	0840	-	-	-	-	-	-	-	-
Reserve for TABOR 3% (9321)	0840	-	-	-	-	-	-	-	-
Reserve for TABOR - Multi-Year Obligations (9322)	0840	-	-	-	-	-	-	-	-
<b>Total Reserves</b>		-	-	-	-	-	-	-	-
<b>Total Expenditures and Reserves</b>		82,669,463	1,145,000	3,597,325	3,549,760	1,073,788	16,852,350	22,245,129	131,132,815



**FY2019-2020 SUMMARY BUDGET**

<b>El Paso County School District 8</b> <b>District Code: 1000</b> <b>Adopted or Revised Budget</b> <b>Adopted: June 19, 2019</b>  <b>Budgeted Pupil Count: 7,807</b>									
<b>Object Source</b>		<b>10 General Fund</b>	<b>18 Insurance Reserve / Risk- Management</b>	<b>21 Food Service</b>	<b>22 Governmental Designated Grants Fund</b>	<b>23 Pupil Activity</b>	<b>41 Building Fund</b>	<b>43 Capital Reserve Capital Projects</b>	<b>TOTAL</b>
<b>BUDGETED ENDING FUND BALANCE</b>									
Non-spendable fund balance (9900)	6710	-	-	-	-	-	-	-	-
Restricted fund balance (9990)	6720	362,886	-	-	-	-	-	-	362,886
TABOR 3% emergency reserve (9321)	6721	2,200,000	-	-	-	-	-	-	2,200,000
TABOR multi year obligations (9322)	6722	-	-	-	-	-	-	-	-
District emergency reserve (letter of credit or real estate) (9323)	6723	-	-	-	-	-	-	-	-
Colorado Preschool Program (CPP) (9324)	6724	-	-	-	-	-	-	-	-
Full day kindergarten reserve (9325)	6725	-	-	-	-	-	-	-	-
Risk-related / restricted capital reserve (9326)	6726	-	-	-	-	-	-	-	-
BEST capital renewal reserve (9327)	6727	-	-	-	-	-	-	-	-
Committed fund balance (9900)	6750	-	-	-	-	-	-	-	-
Committed fund balance (15% limit) (9200)	6750	-	-	-	-	-	-	-	-
Assigned fund balance (9900)	6760	-	69,902	880,795	-	100,000	6,307,782	747,385	8,105,864
Unassigned fund balance (9900)	6770	3,573,210	-	-	-	-	-	-	3,573,210
Net investment in capital assets (9900)	6790	-	-	-	-	-	-	-	-
Restricted net position (9900)	6791	-	-	-	-	-	-	-	-
Unrestricted net position (9900)	6792	-	-	-	-	-	-	-	-
<b>Total Ending Fund Balance</b>		6,136,096	69,902	880,795	-	100,000	6,307,782	747,385	14,241,960
<b>Total Available Beginning Fund Balance &amp; Revenues Less Total Expenditures &amp; Reserves Less Ending Fund Balance (Shall Equal Zero (0))</b>		-	-	-	-	-	-	-	-
Use of a portion of beginning fund balance resolution required?		No	Yes	No	No	Yes	Yes	Yes	Yes

## **COMPLIANCE STATEMENT**

This budget's revenue projections were prepared using information provided by the Colorado Department of Education, the County Assessor, the Federal Government and other sources using methods recommended in the Financial Policies and Procedures Handbook.

This budget's expenditure projections were prepared based on program needs, enrollment projections, mandated requirements, employee contracts, contracted services and anticipated changes in economic conditions using methods described in the Financial Policies and Procedures Handbook. Beginning fund balances and revenues equal or exceed budgeted expenditures and reserves.

This budget includes the actual audited revenues, expenditures and fund balances for the last completed fiscal year. The figures are contained in the District's annual audit available for review on the District website, or may be obtained through the Colorado Department of Education or the State Auditor's office.

The 2019-2020 Adopted Budget was prepared in compliance with the revenue, expenditure, tax limitation and reserve requirements of Section 20 of Article X of the Constitution.