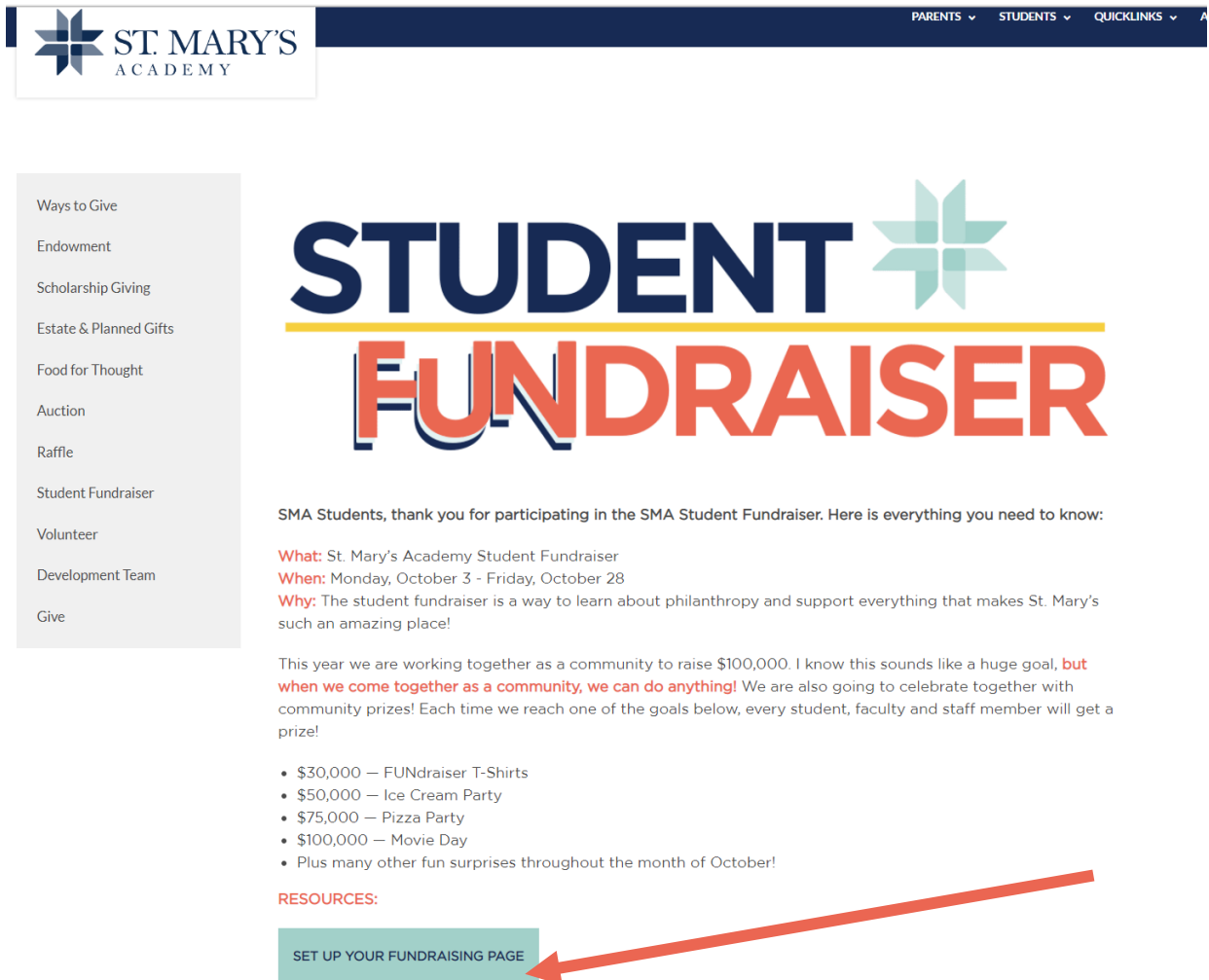


STUDENT FUNRAISER

How to set up your fundraising page...

1. Visit: <https://www.stmaryspdx.org/student-fundraiser-resources>
2. Click on the “set up your fundraising page” button



Ways to Give

Endowment

Scholarship Giving

Estate & Planned Gifts

Food for Thought

Auction

Raffle

Student Fundraiser

Volunteer

Development Team

Give

PARENTS ▾ STUDENTS ▾ QUICKLINKS ▾ A

STUDENT FUNRAISER

SMA Students, thank you for participating in the SMA Student Fundraiser. Here is everything you need to know:

What: St. Mary's Academy Student Fundraiser
When: Monday, October 3 - Friday, October 28
Why: The student fundraiser is a way to learn about philanthropy and support everything that makes St. Mary's such an amazing place!


This year we are working together as a community to raise \$100,000. I know this sounds like a huge goal, **but when we come together as a community, we can do anything!** We are also going to celebrate together with community prizes! Each time we reach one of the goals below, every student, faculty and staff member will get a prize!

- \$30,000 – FUNdraiser T-Shirts
- \$50,000 – Ice Cream Party
- \$75,000 – Pizza Party
- \$100,000 – Movie Day
- Plus many other fun surprises throughout the month of October!

RESOURCES:

[SET UP YOUR FUNDRAISING PAGE](#)

3. Fill out the information and click “become a fundraiser”



The student fundraiser allows students and their communities to give back to the school they love so much! Each student is asked to raise \$200 for the student fundraiser. The Spirit Walk is critical to SMA and allows us to offer a variety of incredible programs!


First Name * Last Name *

Email *

Class Year

[Become a Fundraiser](#)

4. **Personalize your page!** Adding a photo and information on why you love SMA helps you raise more funds!





Great! You've just become a fundraiser!

What would you like to do now?

[Personalize My Page](#)

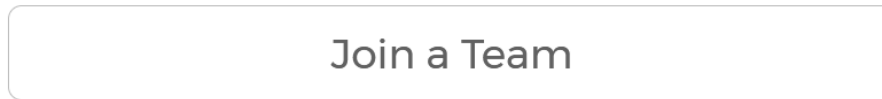
[Join a Team](#)

 [Logout](#) 

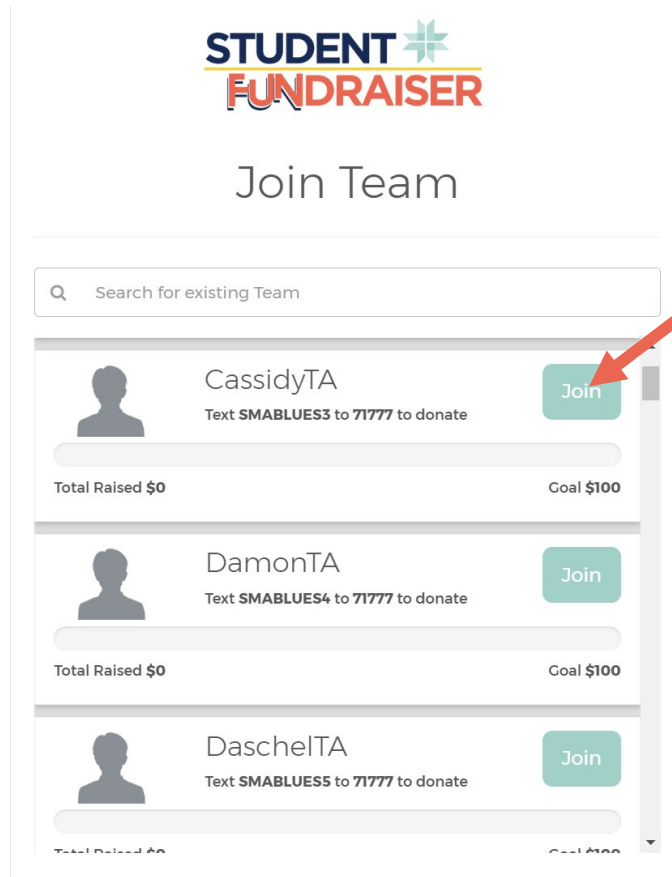
[Switch Account](#)

Crowdfunding by GiveSmart Fundraise

5. After personalizing your page, Join your TA Team. Click the “Join a Team” button



6. Search for your TA and click “Join”



7. You'll receive an email with a donation link to share. Don't delete this email, it also allows you to access your page and make edits
8. FUNDRAISE!
9. Thank your donors 😊