



# Greenwich Public Schools

## Greenwich High School

### Windrose

### Community Connections

Grades 6-12

Spring 2022

<b>Student Composite Scores</b>	<b>School Belonging (Q 4-8)</b>	<b>School Safety (Q9-14)</b>	<b>Valuing (Q15-19)</b>
<b>GHS</b>	<b>52%</b>	<b>59%</b>	<b>54%</b>

# Survey Metrics

Date Metrics

Deployment Metrics

Start Date: 2-Jun-22  
End Date: 8-Jul-22

Invitations Sent: 4,660  
Delivered: 4,660

Data Sources Selected

Single-Use Survey Passwords

Report Properties

Language All

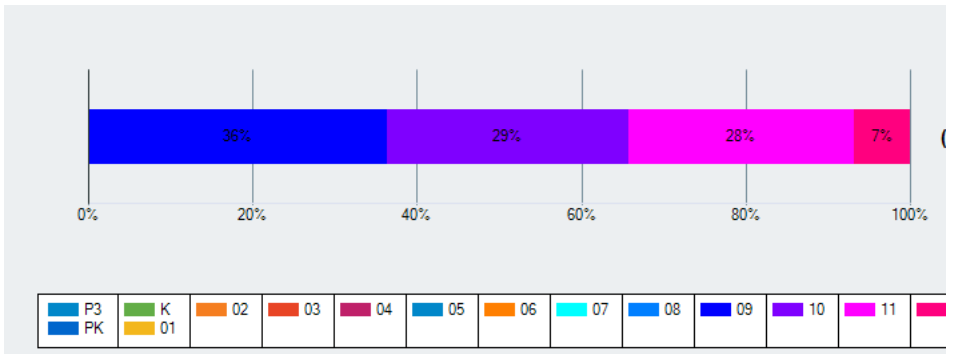
Filter Details: (1,271)

Name: GHS Student  
Condition(s): C1: Q2.School is one of the following Greenwich High School  
Logic: Match All Condition(s)

## Advanced Frequency Report

Q3 Grade

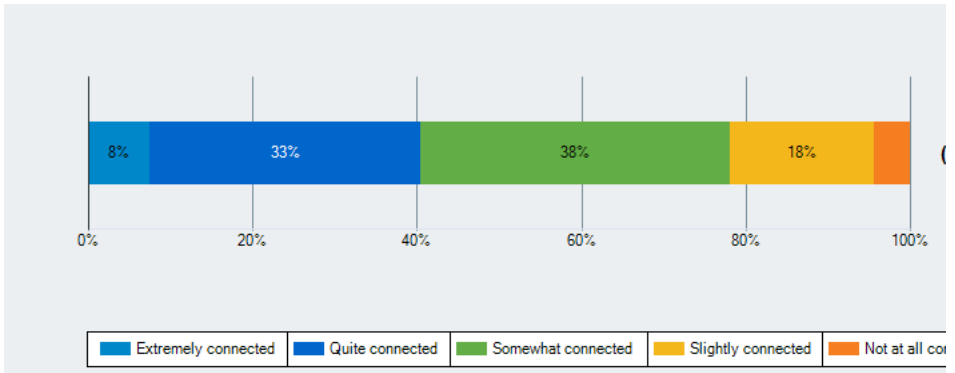
Responses	Count	%
P3	0	0%
PK	0	0%
K	0	0%
01	0	0%
02	0	0%
03	0	0%
04	0	0%
05	0	0%
06	0	0%
07	0	0%
08	0	0%



09	468	36%
10	376	29%
11	354	28%
12	87	7%
SP	0	0%
<b>Total Responses</b>	<b>1,285</b>	

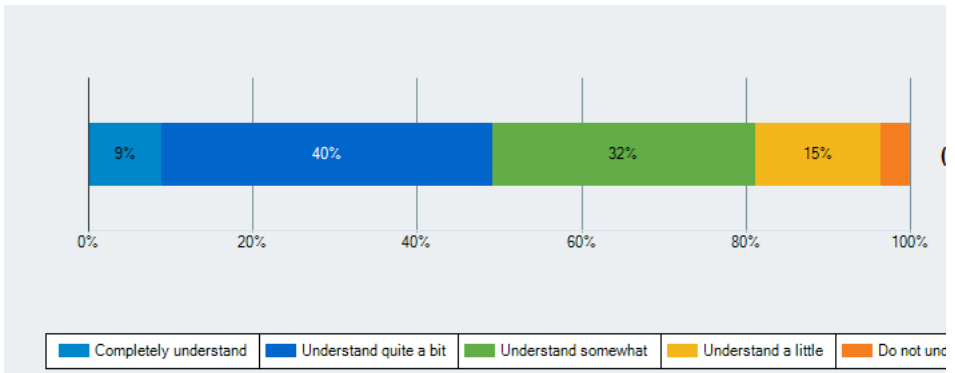
Q 4 How connected do you feel to the adults at your school ?

Responses	Count	%
Extremely connected	96	8%
Quite connected	421	33%
Somewhat connected	482	38%
Slightly connected	225	18%
Not at all connected	55	4%
<b>Total Responses</b>	<b>1,279</b>	



Q 5 How well do people at your school understand you as a person?

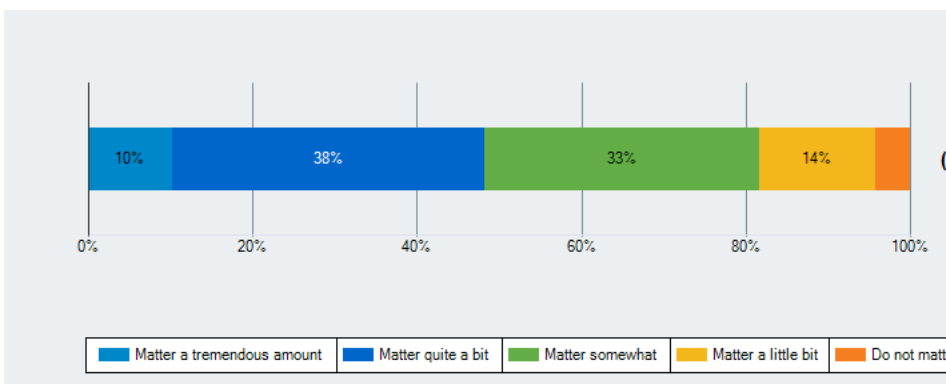
Responses	Count	%
Completely understand	114	9%
Understand quite a bit	514	40%
Understand somewhat	408	32%
Understand a little	196	15%
Do not understand at all	45	4%
<b>Total Responses</b>	<b>1,277</b>	



Q 6 How much do you matter to others at this school?

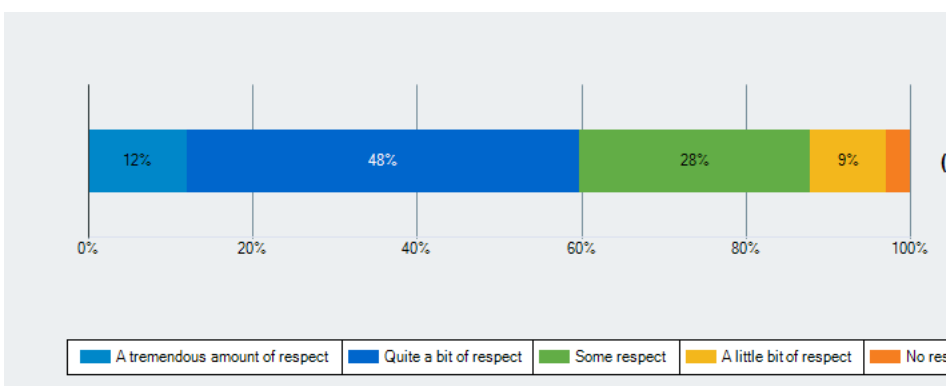
Responses	Count	%
Matter a tremendous amount	129	10%
Matter quite a bit	484	38%

Matter somewhat	425	33%
Matter a little bit	179	14%
Do not matter at all	54	4%
<b>Total Responses</b>	<b>1,271</b>	



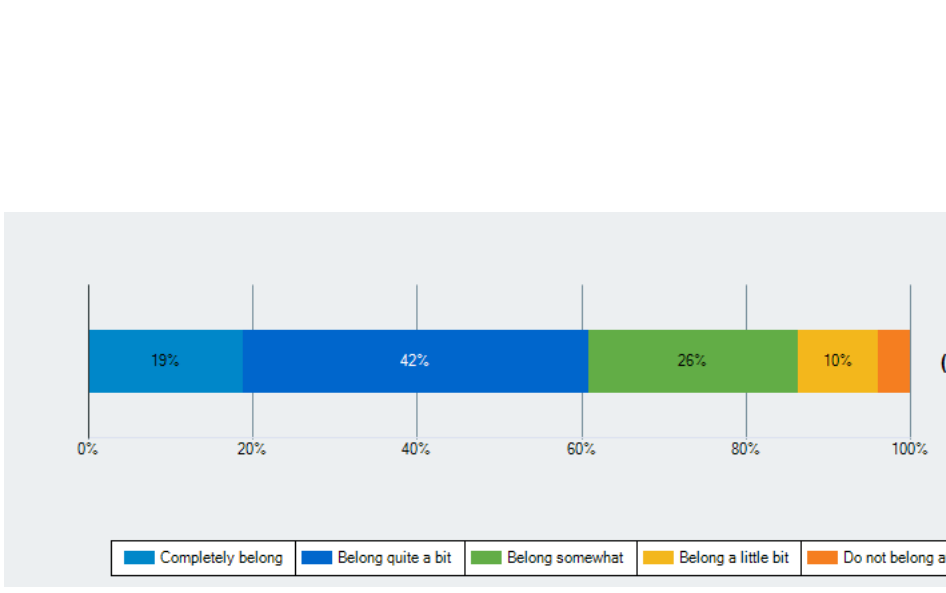
Q 7 How much respect do students in your school show you?

Responses	Count	%
A tremendous amount of respect	153	12%
Quite a bit of respect	607	48%
Some respect	357	28%
A little bit of respect	117	9%
No respect at all	37	3%
<b>Total Responses</b>	<b>1,271</b>	



Q 8 Overall, how much do you feel like you belong at your school?

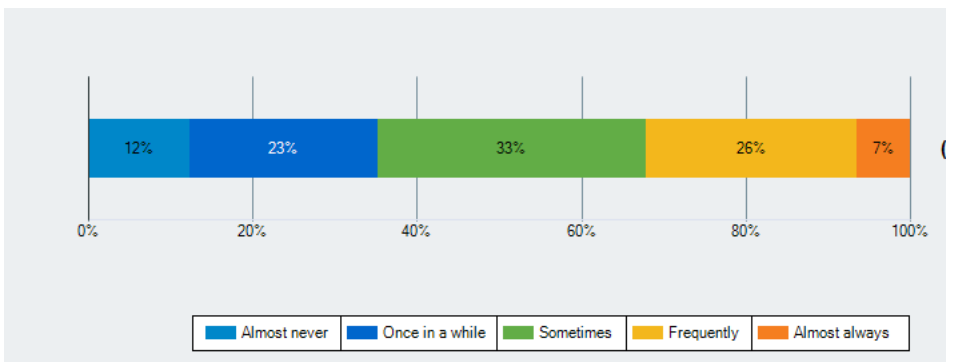
Responses	Count	%
Completely belong	240	19%
Belong quite a bit	534	42%
Belong somewhat	325	26%
Belong a little bit	124	10%
Do not belong at all	50	4%
<b>Total Responses</b>	<b>1,273</b>	



Q 9 How often are people disrespectful to others at your school?

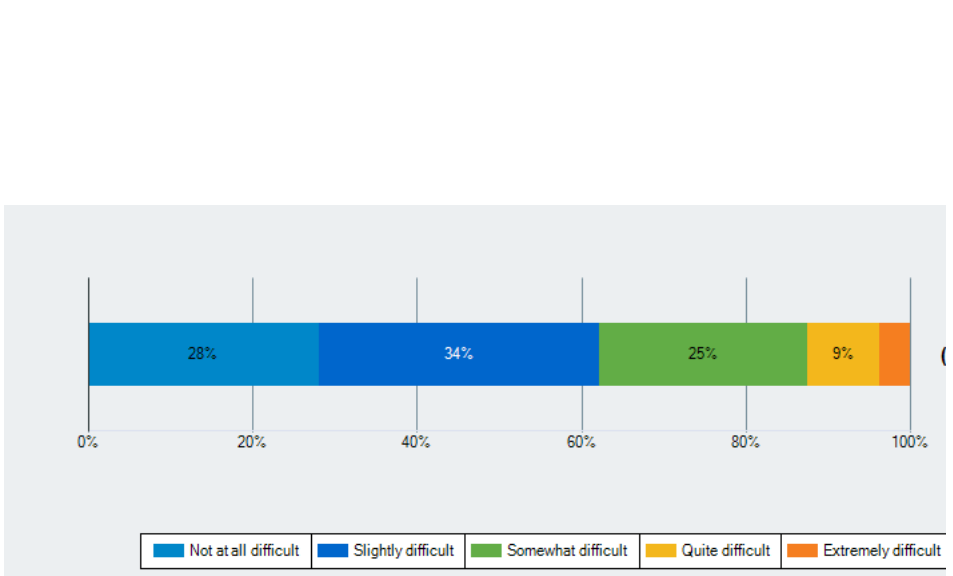
Responses	Count	%
Almost never	152	12%

Once in a while	284	23%
Sometimes	403	33%
Frequently	317	26%
Almost always	81	7%
<b>Total Responses</b>	<b>1,237</b>	



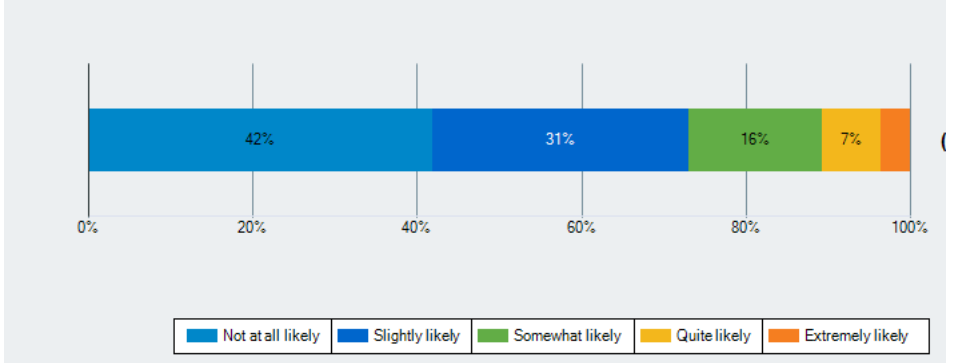
Q 10 If a student is bullied in school, how difficult is it for him/her to get help from an adult?

Responses	Count	%
Not at all difficult	346	28%
Slightly difficult	421	34%
Somewhat difficult	313	25%
Quite difficult	108	9%
Extremely difficult	47	4%
<b>Total Responses</b>	<b>1,235</b>	



Q 11 How likely is it that someone from your school will bully you online?

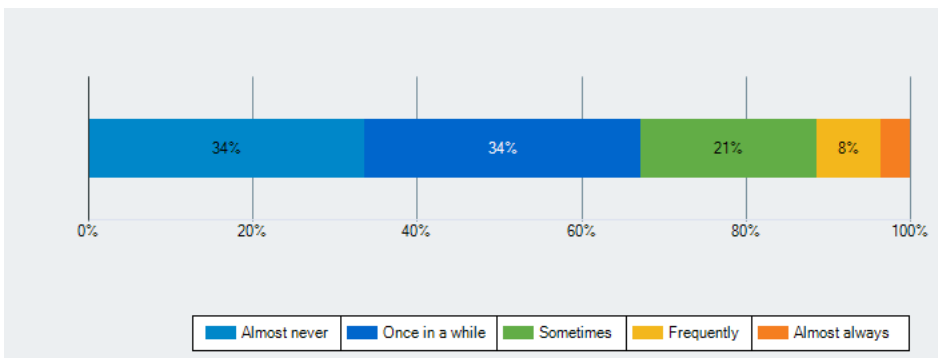
Responses	Count	%
Not at all likely	517	42%
Slightly likely	385	31%
Somewhat likely	200	16%
Quite likely	89	7%
Extremely likely	43	3%
<b>Total Responses</b>	<b>1,234</b>	



Q 12 How often do you worry about violence at your school?

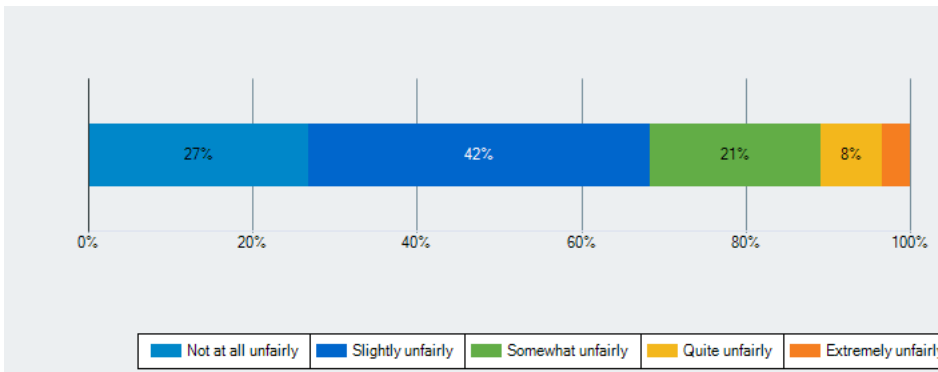
Responses	Count	%
Almost never	414	34%
Once in a while	415	34%

Sometimes	263	21%
Frequently	97	8%
Almost always	43	3%
<b>Total Responses</b>	<b>1,232</b>	



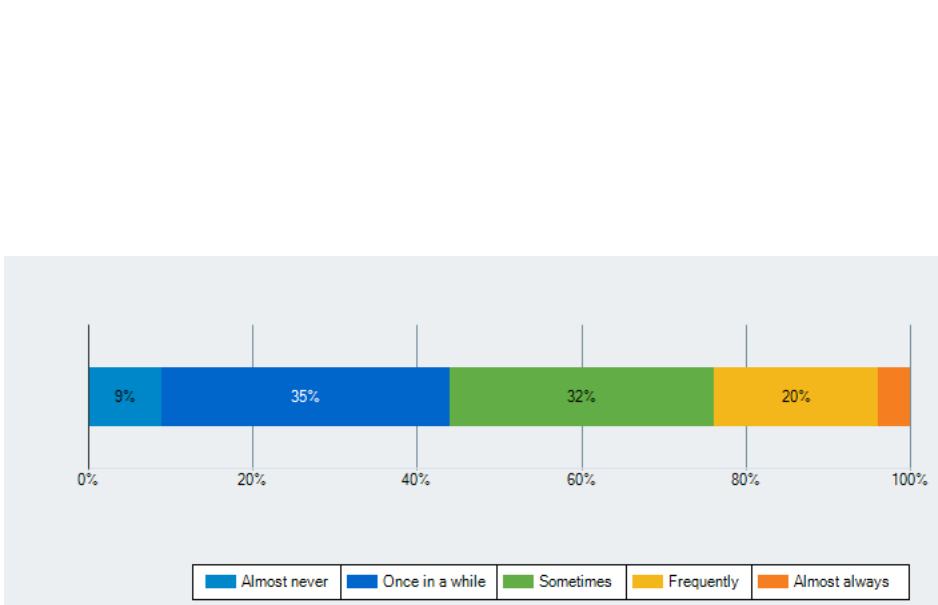
Q 13 At your school, how unfairly do the adults treat the students?

Responses	Count	%
Not at all unfairly	331	27%
Slightly unfairly	512	42%
Somewhat unfairly	255	21%
Quite unfairly	94	8%
Extremely unfairly	41	3%
<b>Total Responses</b>	<b>1,233</b>	



Q 14 How often do students get into physical fights at your school?

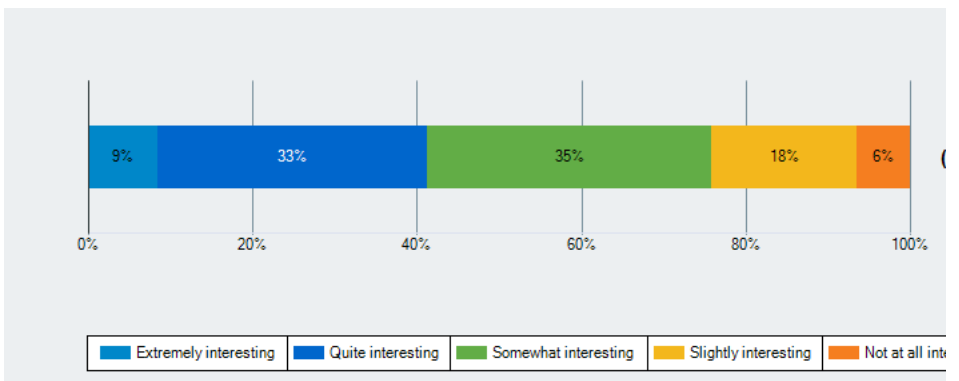
Responses	Count	%
Almost never	110	9%
Once in a while	432	35%
Sometimes	397	32%
Frequently	247	20%
Almost always	47	4%
<b>Total Responses</b>	<b>1,233</b>	



Q 15 How interesting do you find the things you learn in your classes?

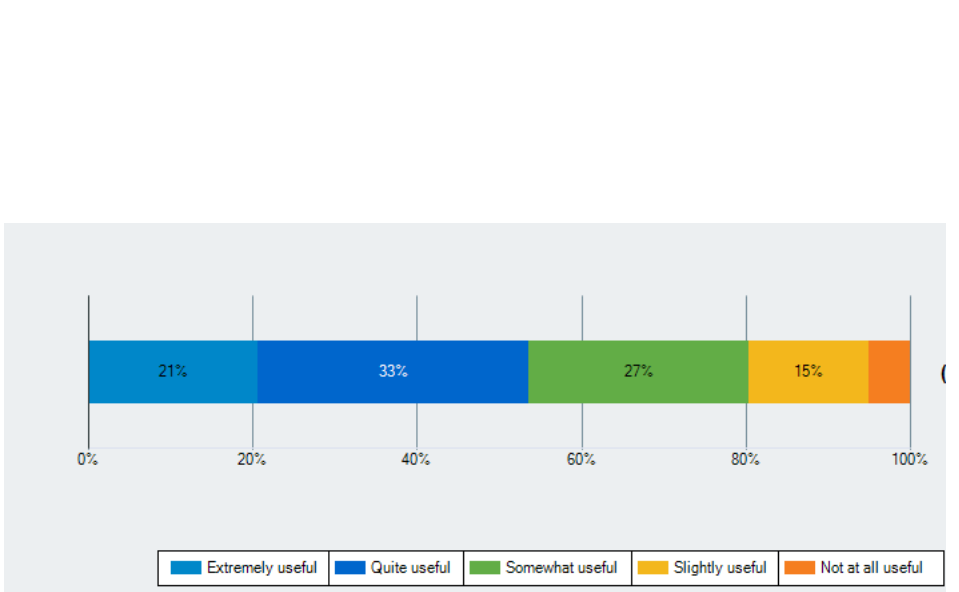
Responses	Count	%
Extremely interesting	103	9%
Quite interesting	397	33%

Somewhat interesting	418	35%
Slightly interesting	215	18%
Not at all interesting	78	6%
<b>Total Responses</b>	<b>1,211</b>	



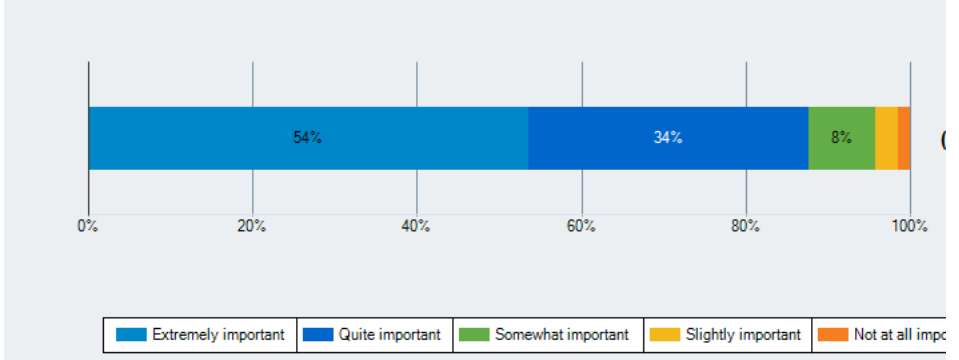
Q 16 How useful do you think school will be to you in the future?

Responses	Count	%
Extremely useful	250	21%
Quite useful	398	33%
Somewhat useful	324	27%
Slightly useful	177	15%
Not at all useful	60	5%
<b>Total Responses</b>	<b>1,209</b>	



Q 17 How important is it to you to do well in your classes?

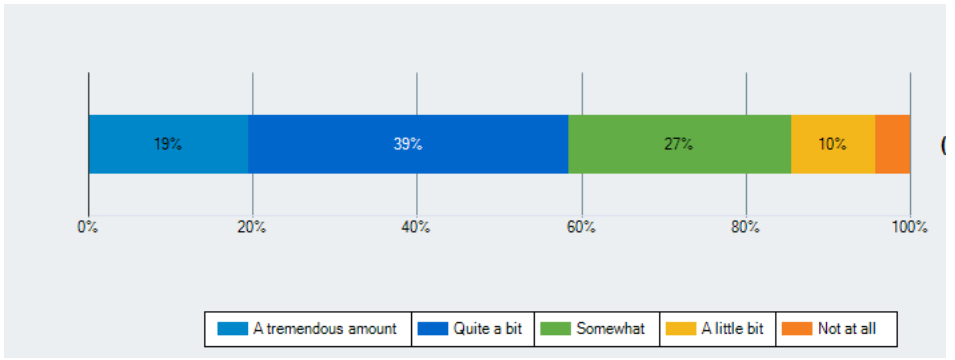
Responses	Count	%
Extremely important	647	54%
Quite important	412	34%
Somewhat important	97	8%
Slightly important	33	3%
Not at all important	18	1%
<b>Total Responses</b>	<b>1,207</b>	



Q 18 How much do you see yourself as someone who appreciates school?

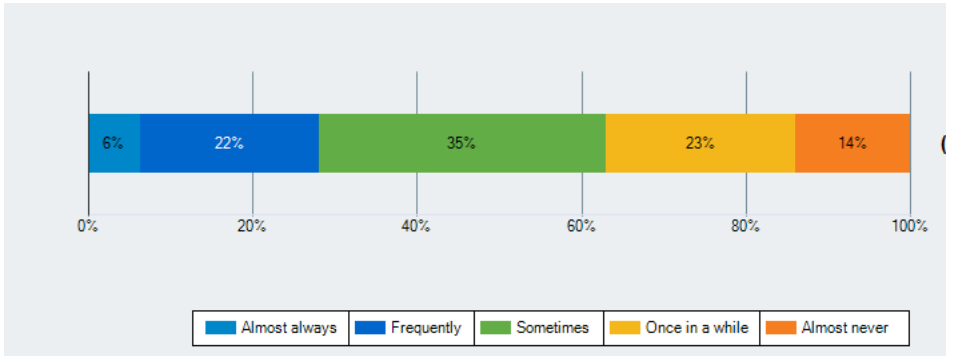
Responses	Count	%
A tremendous amount	235	19%

Quite a bit	470	39%
Somewhat	327	27%
A little bit	124	10%
Not at all	51	4%
<b>Total Responses</b>	<b>1,207</b>	



Q 19 How often do you use ideas from school in your daily life?

Responses	Count	%
Almost always	76	6%
Frequently	264	22%
Sometimes	423	35%
Once in a while	280	23%
Almost never	169	14%
<b>Total Responses</b>	<b>1,212</b>	



Q 20 . What is one thing that one of your teachers does that you want all of your teachers to do?

[Click here to read responses](#)

Percentage values may exceed 100% because of rounding.