

TELPAS Listening-Speaking Parent Letter

Dear Parent,

Our school now has access to a great resource for helping our students improve their listening, speaking, vocabulary and English language development skills. The school district has purchased licenses for a web-based program called Summit K12, which is accessible to students from school and home. If you have Internet access, your child can access Summit K12 from home as well as school to build foundational language skills, expand their vocabulary and content knowledge, improve their listening and speaking skills while also preparing for the annual TELPAS state assessment.

The enclosed sheet provides an overview of the program. We are excited about the potential benefits this program can bring to our students, and we encourage you to take advantage of this opportunity by encouraging your child to use Summit K12 from home. Your child has been given login credentials to the Summit K12 online course.

Please let us know if you have any questions or need any assistance accessing the online course.

Sincerely,

Principal

TELPAS Listening-Speaking Parent Letter

Using Summit K12 from Home

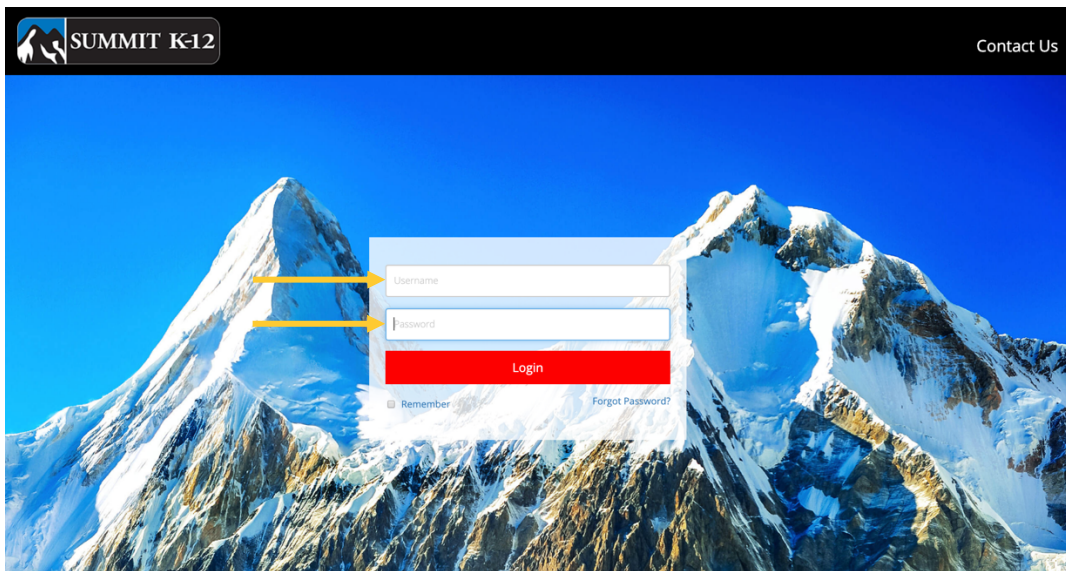
Since the Summit K12 program is web-based, students can access it from any computer, tablet with an internet connection.

Results from student study sessions are recorded and made available to the teachers. This includes results from sessions completed at home.

Follow the instructions below, in order to use the program:

1. Go to www.summitk12.com and select the LOGIN button in the upper right corner
2. Enter your username and password at the center of the screen, and click “Login”

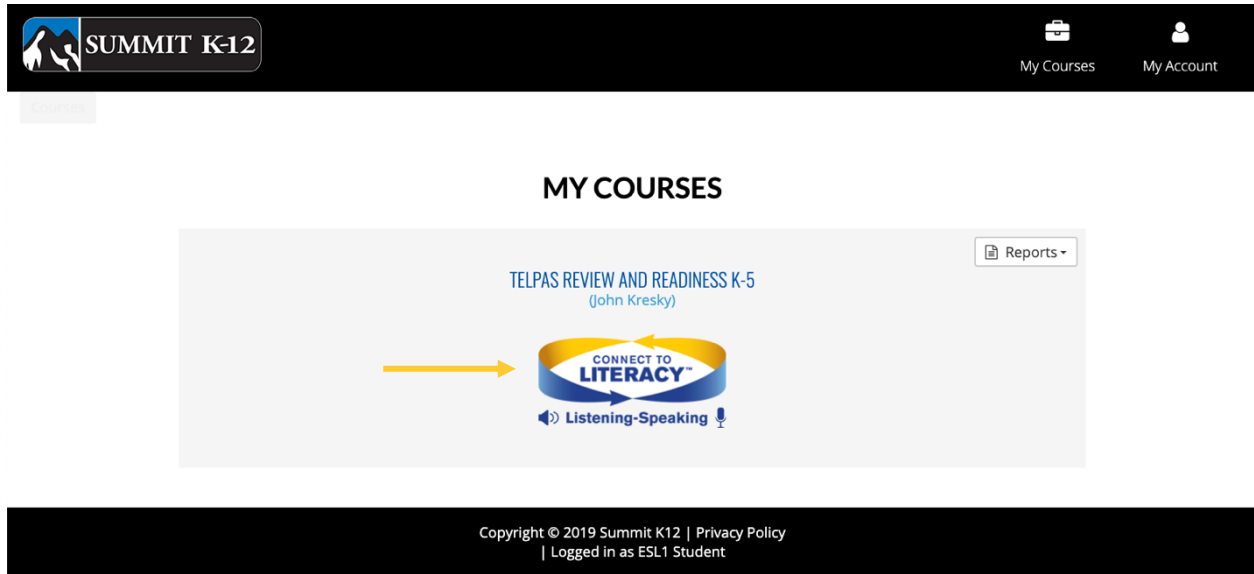
NOTE: Students will receive a username and password from their teachers



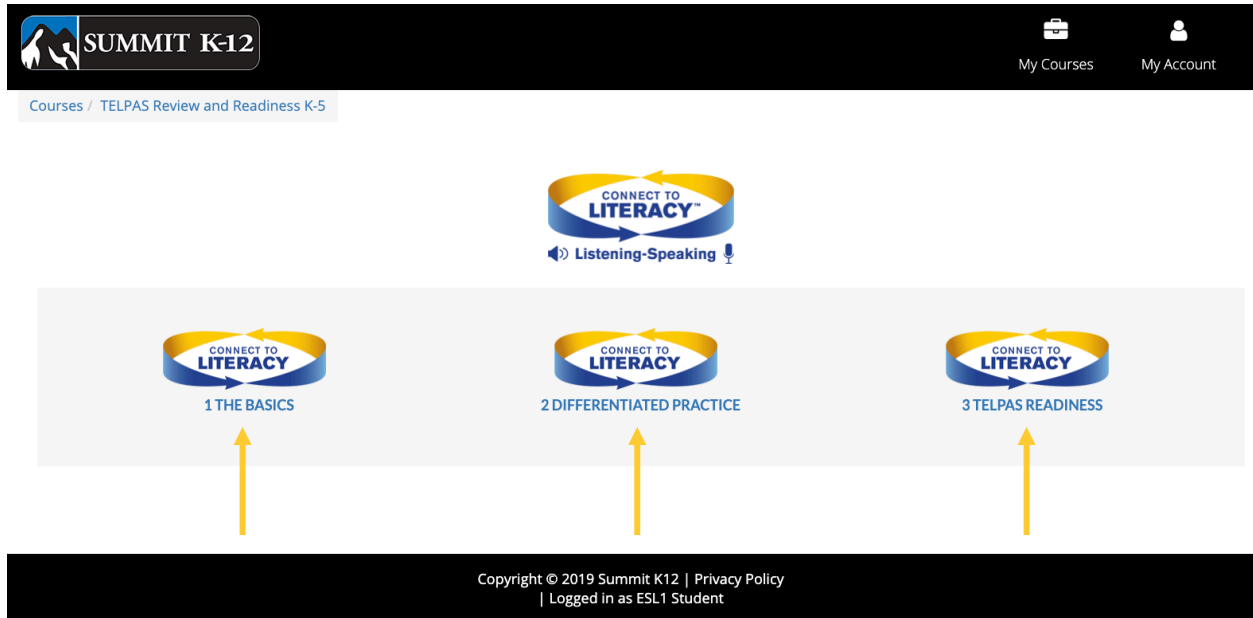
TELPAS Listening-Speaking Parent Letter

Students will see the Connect to Literacy Listening-Speaking course icon when they login.

1. Select the Connect to Literacy icon






















2. Select one of the three options based on guidance from their teachers.



TELPAS Listening-Speaking Parent Letter

3. Students can then select the “Start” button from any of the unlocked practice activities.

Theme	Listening-Speaking Basics Practice				Listening Assessment	Lock / Unlock			
	Practice #1	Practice #2	Practice #3	Practice #4					
 Animals	▶ Start	▶ Start	▶ Start	▶ Start	▶ Start	🔒	🔒	🔒	🔒
 Earth	▶ Start	▶ Start	▶ Start	▶ Start	▶ Start	🔒	🔒	🔒	🔒
 Energy	▶ Start	▶ Start	▶ Start	▶ Start	▶ Start	🔒	🔒	🔒	🔒
 Environment	▶ Start	▶ Start	▶ Start	▶ Start	▶ Start	🔒	🔒	🔒	🔒
 Forces	▶ Start	▶ Start	▶ Start	▶ Start	▶ Start	🔒	🔒	🔒	🔒
 Geography	▶ Start	▶ Start	▶ Start	▶ Start	▶ Start	🔒	🔒	🔒	🔒
 Healthy Body	▶ Start	▶ Start	▶ Start	▶ Start	▶ Start	🔒	🔒	🔒	🔒
 Light and Sound	▶ Start	▶ Start	▶ Start	▶ Start	▶ Start	🔒	🔒	🔒	🔒
 Measurement	▶ Start	▶ Start	▶ Start	▶ Start	▶ Start	🔒	🔒	🔒	🔒
 Money	▶ Start	▶ Start	▶ Start	▶ Start	▶ Start	🔒	🔒	🔒	🔒
 Oceans	▶ Start	▶ Start	▶ Start	▶ Start	▶ Start	🔒	🔒	🔒	🔒
 Our Civic Life	▶ Start	▶ Start	▶ Start	▶ Start	▶ Start	🔒	🔒	🔒	🔒
 Our Solar System	▶ Start	▶ Start	▶ Start	▶ Start	▶ Start	🔒	🔒	🔒	🔒
 Plants	▶ Start	▶ Start	▶ Start	▶ Start	▶ Start	🔒	🔒	🔒	🔒
 Properties of Matter	▶ Start	▶ Start	▶ Start	▶ Start	▶ Start	🔒	🔒	🔒	🔒
 Shapes and Dimensions	▶ Start	▶ Start	▶ Start	▶ Start	▶ Start	🔒	🔒	🔒	🔒
 The Night Sky	▶ Start	▶ Start	▶ Start	▶ Start	▶ Start	🔒	🔒	🔒	🔒
 Volcanoes	▶ Start	▶ Start	▶ Start	▶ Start	▶ Start	🔒	🔒	🔒	🔒
 Weather	▶ Start	▶ Start	▶ Start	▶ Start	▶ Start	🔒	🔒	🔒	🔒

If you have any questions about the program please contact your student’s teacher or the school for additional guidance.

TELPAS Listening-Speaking Parent Letter

Querido Padre,

Nuestra escuela ahora tiene acceso a un gran recurso para ayudar a nuestros alumnos a mejorar sus habilidades de comprensión auditiva, oral, de vocabulario y de desarrollo del idioma inglés. El distrito escolar ha comprado licencias para un programa basado en la web que se llama Summit K12, que es accesible para los alumnos desde la escuela y también desde el hogar. Si tiene acceso al Internet, su hijo puede acceder a Summit K12 desde su hogar y la escuela para desarrollar las habilidades lingüísticas fundamentales, ampliar su vocabulario y conocimientos del contenido, mejorar sus habilidades de comprensión auditiva y oral, al tiempo que se prepara para la evaluación anual de TELPAS.

La hoja adjunta proporciona una descripción general del programa. Estamos entusiasmados con los beneficios potenciales que este programa puede brindar a nuestros alumnos, y que aproveche esta oportunidad para que su hijo use Summit K12 desde su hogar. Su hijo recibió el login de sesión para el curso de Summit K12.

Por favor háganos saber si tiene o necesita ayuda para acceder al curso on-line.

Atentamente,

El Director

TELPAS Listening-Speaking Parent Letter

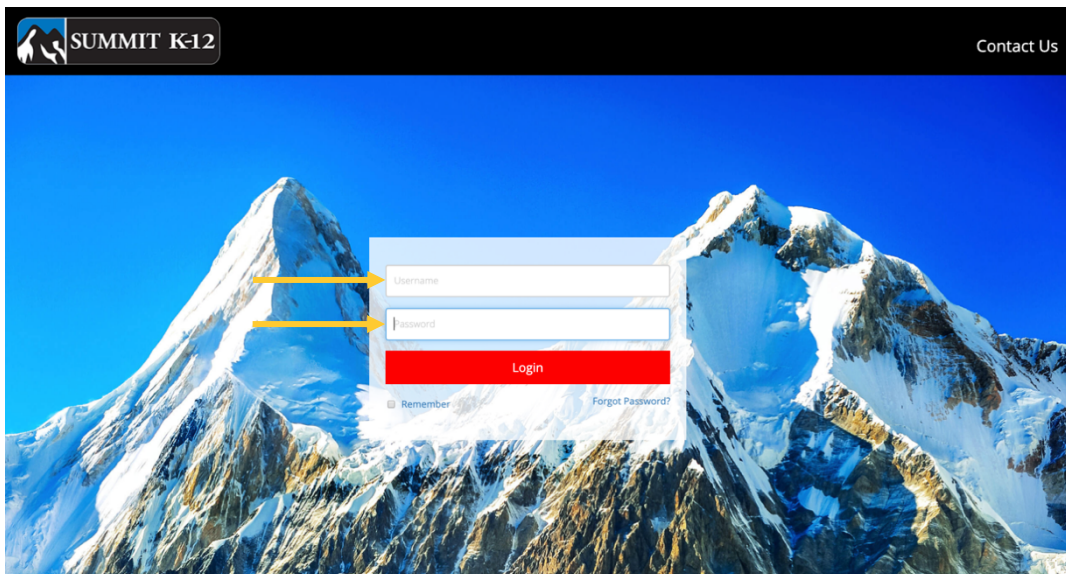
Usando Summit K12 desde el Hogar

Dado que el programa Summit K12 está basado en la web, los alumnos pueden acceder a él desde cualquier computadora, tableta con conexión a Internet.

Los resultados de las sesiones de estudio de los alumnos se registran y se ponen a disposición de los maestros. Esto incluye los resultados de sesiones que acabadas en casa.

Siga las instrucciones a continuación para usar el programa:

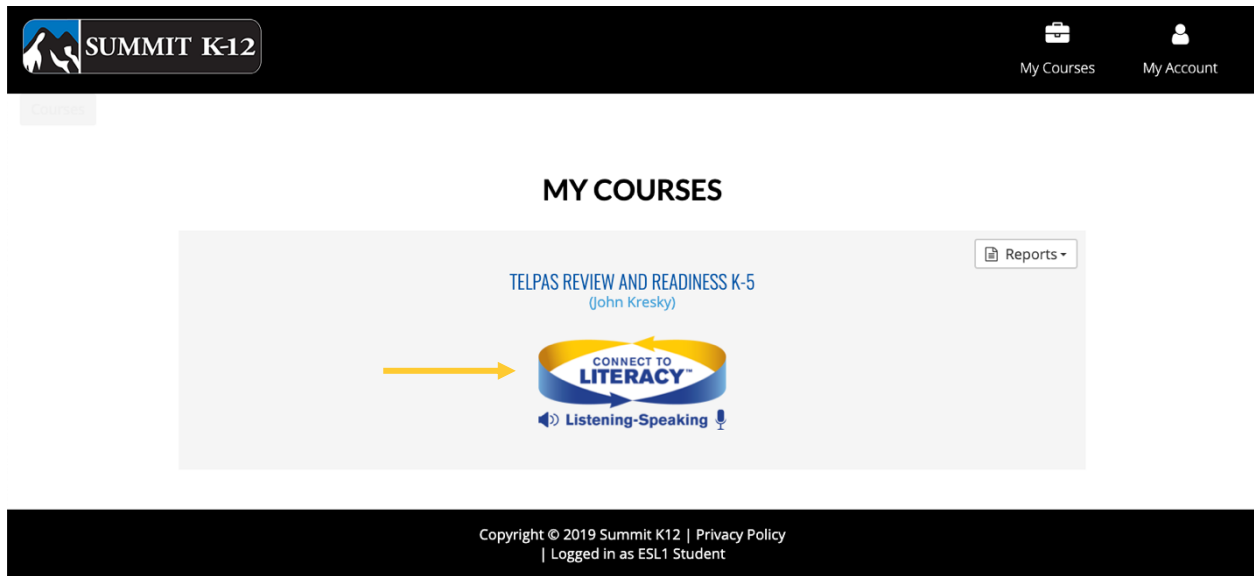
1. Vaya a www.summitk12.com y seleccione el botón en la esquina superior derecha.
2. Añade su nombre de usuario y contraseña en el centro de la pantalla y haga clic en iniciar sesión. Tenga en cuenta que los alumnos recibirán un nombre de usuario y contraseña de sus maestros.



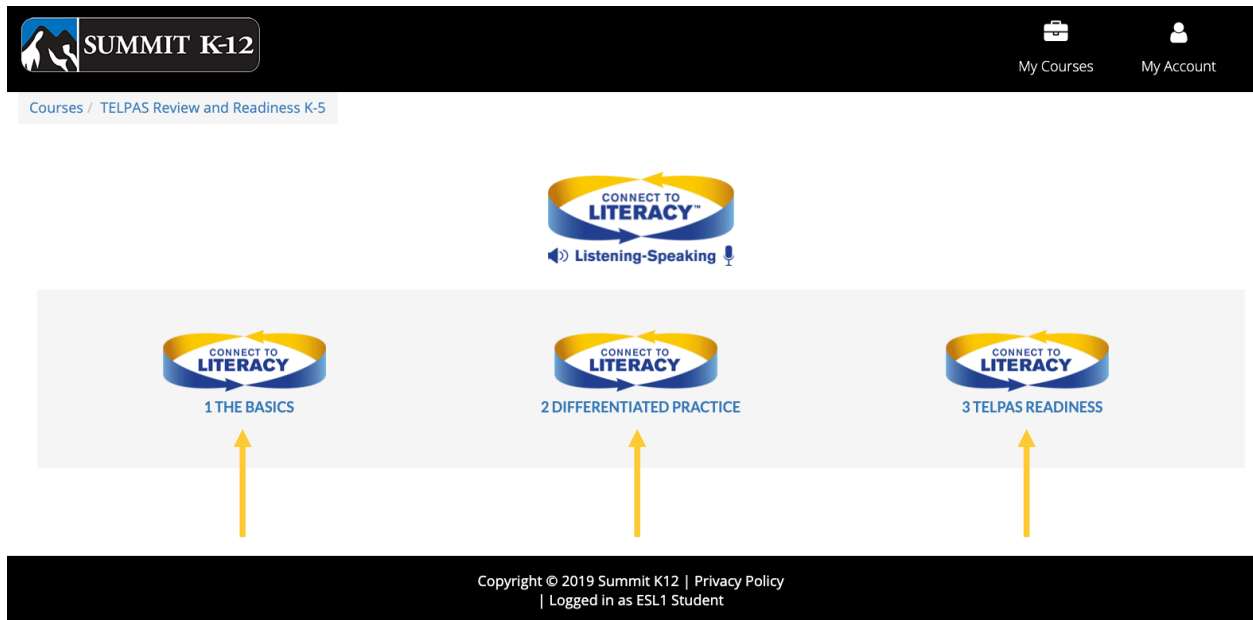
TELPAS Listening-Speaking Parent Letter

Los alumnos verán el icono del curso de Connect to Literacy Listening-Speaking cuando inicien la sesión.

1. Seleccione el icono de Connect to Literacy.






















2. Seleccione una de las tres opciones según la orientación de sus maestros.



TELPAS Listening-Speaking Parent Letter

3. Los alumnos pueden seleccionar el botón de "Start" de cualquiera de las actividades de práctica desbloqueadas.

Theme	Listening-Speaking Basics Practice				Listening Assessment	Lock / Unlock			
	Practice #1	Practice #2	Practice #3	Practice #4					
 Animals	▶ Start	▶ Start	▶ Start	▶ Start	▶ Start	🔒	🔒	🔒	🔒
 Earth	▶ Start	▶ Start	▶ Start	▶ Start	▶ Start	🔒	🔒	🔒	🔒
 Energy	▶ Start	▶ Start	▶ Start	▶ Start	▶ Start	🔒	🔒	🔒	🔒
 Environment	▶ Start	▶ Start	▶ Start	▶ Start	▶ Start	🔒	🔒	🔒	🔒
 Forces	▶ Start	▶ Start	▶ Start	▶ Start	▶ Start	🔒	🔒	🔒	🔒
 Geography	▶ Start	▶ Start	▶ Start	▶ Start	▶ Start	🔒	🔒	🔒	🔒
 Healthy Body	▶ Start	▶ Start	▶ Start	▶ Start	▶ Start	🔒	🔒	🔒	🔒
 Light and Sound	▶ Start	▶ Start	▶ Start	▶ Start	▶ Start	🔒	🔒	🔒	🔒
 Measurement	▶ Start	▶ Start	▶ Start	▶ Start	▶ Start	🔒	🔒	🔒	🔒
 Money	▶ Start	▶ Start	▶ Start	▶ Start	▶ Start	🔒	🔒	🔒	🔒
 Oceans	▶ Start	▶ Start	▶ Start	▶ Start	▶ Start	🔒	🔒	🔒	🔒
 Our Civic Life	▶ Start	▶ Start	▶ Start	▶ Start	▶ Start	🔒	🔒	🔒	🔒
 Our Solar System	▶ Start	▶ Start	▶ Start	▶ Start	▶ Start	🔒	🔒	🔒	🔒
 Plants	▶ Start	▶ Start	▶ Start	▶ Start	▶ Start	🔒	🔒	🔒	🔒
 Properties of Matter	▶ Start	▶ Start	▶ Start	▶ Start	▶ Start	🔒	🔒	🔒	🔒
 Shapes and Dimensions	▶ Start	▶ Start	▶ Start	▶ Start	▶ Start	🔒	🔒	🔒	🔒
 The Night Sky	▶ Start	▶ Start	▶ Start	▶ Start	▶ Start	🔒	🔒	🔒	🔒
 Volcanoes	▶ Start	▶ Start	▶ Start	▶ Start	▶ Start	🔒	🔒	🔒	🔒
 Weather	▶ Start	▶ Start	▶ Start	▶ Start	▶ Start	🔒	🔒	🔒	🔒

Si tiene alguna pregunta sobre el programa comuníquese con el maestro de su hijo o la escuela para obtener orientación adicional.