


2018 - 2019 

GRISSOM ES

PK - 06 Grades

OVERVIEW [INDICATORS](#) [ABOUT OUR SCHOOL](#) [YOUR STUDENT](#) [DATA MATRIX](#)

PRINCIPAL

BRENT ROWLAND

ENROLLMENT

315 (2019)

PHONE

(918) 833-9460

WEBSITE

GRISSOM.TULSASCHOOLS.ORG

* Enrollment as of October 1st for the 2018 - 2019 school year.

PROGRAMS OF EXCELLENCE

In 2019, schools identified up to three Programs of Excellence areas as priorities. These priority areas are shaded blue and indicate the intent of the school to plan, implement and evaluate activities that support the whole child. Beginning in 2021-22, schools will be able to self-identify as Programs of Excellence at one of three levels – bronze, silver or gold – with input from staff, school leadership, and stakeholders. [For more information about how schools are self-evaluating, click here.](#)



Computer Science



English Language Arts



Fine Arts



Mathematics



Safe and Healthy Schools



Science



Social Studies and Civics



World Languages

RELATED PROGRAMS

Programs included here support a well-rounded education and are reported by the school. For more information, please visit the school's website.

Academic Team

Agriculture


Computer Science

Fine Arts

Half/Full Day Pre-K

STEM

World Languages

 indicates available program

ABOUT THE OKLAHOMA SCHOOL REPORT CARDS

Report card measures displayed here serve as indicators of how public schools are serving students in a variety of areas. Measured at different points, indicators work together to provide a snapshot of school performance.

INDICATORS

View by Student Group

ACADEMIC ACHIEVEMENT



How prepared are students for the next grade, course or level?

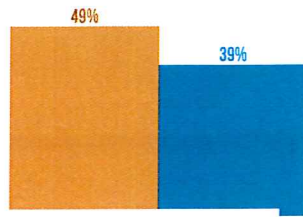
Points Possible: 35

ACADEMIC GROWTH

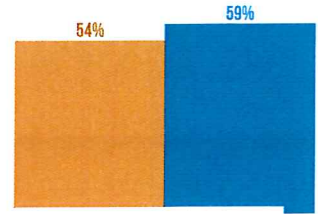


How are students growing compared to their performance the previous year?

Points Possible: 30



[MORE DETAILS >](#)

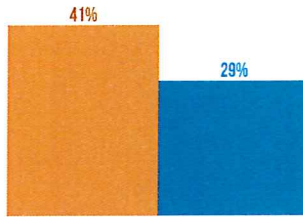


[MORE DETAILS >](#)

ENGLISH LANGUAGE PROFICIENCY PROGRESS

How well are English learners meeting their language-acquisition targets?

Points Possible: 15



SCHOOL STATE

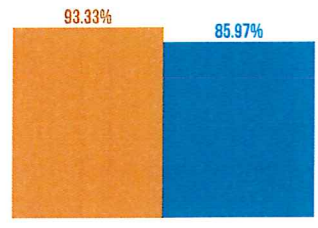
[MORE DETAILS >](#)

C

CHRONIC ABSENTEEISM

What percentage of students is in good attendance?

Points Possible: 10



SCHOOL STATE

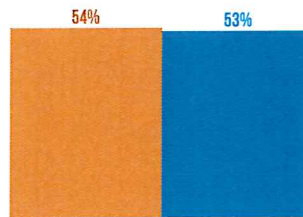

[MORE DETAILS >](#)

B

OVERALL GRADE

How did the school perform overall?

Points Possible: 90



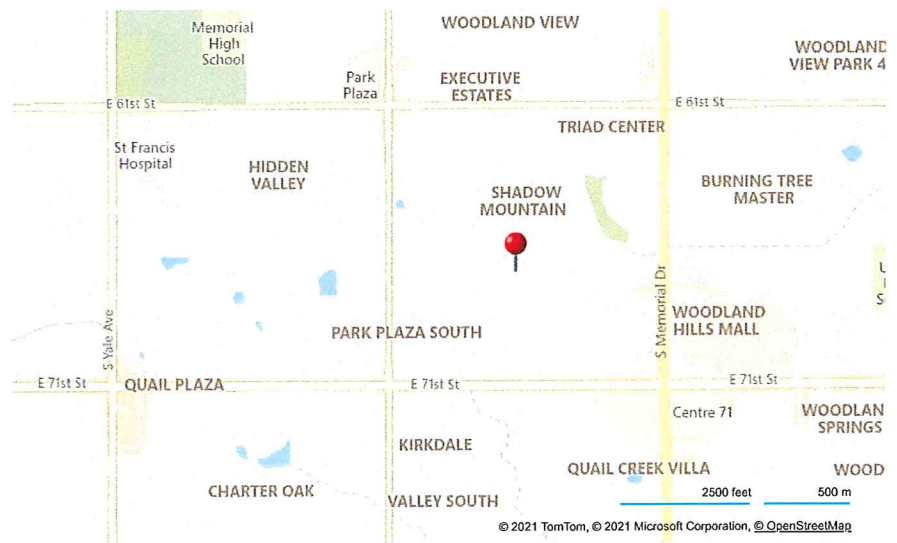
SCHOOL STATE

C

GRISSOM ES



6646 South 73rd East Avenue
Tulsa, OK 74133
United States



© 2021 TomTom, © 2021 Microsoft Corporation, © OpenStreetMap