

Ohio's State Tests

PRACTICE TEST

**INTEGRATED
MATHEMATICS I**

Student Name _____

The Ohio Department of Education does not discriminate on the basis of race, color, national origin, sex, religion, age, or disability in employment or the provision of services.

Copyright © 2017 by the Ohio Department of Education. All rights reserved.

You can record a mixed number in several different ways. You can write it as:

- a. A whole number and a fraction ($15 \frac{1}{2}$).
Be sure to include a space between the whole number and the fraction.

1	5			1	/	2	
-	-	-	-	-	-	-	-
	/	/	/	●	/		
○	○	○	○	○	○	○	○
0	0	0	0	0	0	0	0
●	1	1	●	1	1	1	
2	2	2	2	2	●	2	
3	3	3	3	3	3	3	
4	4	4	4	4	4	4	
5	●	5	5	5	5	5	
6	6	6	6	6	6	6	
7	7	7	7	7	7	7	
8	8	8	8	8	8	8	
9	9	9	9	9	9	9	

- b. An equivalent fraction ($31 \frac{1}{2}$)

3	1	/	2				
-	-	-	-	-	-	-	-
	/	●	/	/	/		
○	○	○	○	○	○	○	○
0	0	0	0	0	0	0	0
1	●	1	1	1	1	1	
2	2	2	●	2	2	2	
●	3	3	3	3	3	3	
4	4	4	4	4	4	4	
5	5	5	5	5	5	5	
6	6	6	6	6	6	6	
7	7	7	7	7	7	7	
8	8	8	8	8	8	8	
9	9	9	9	9	9	9	

- c. An equivalent decimal (15.5)

1	5	.	5				
-	-	-	-	-	-	-	-
	/	/	/	/	/		
○	○	○	○	○	○	○	○
0	0	0	0	0	0	0	0
●	1	1	1	1	1	1	
2	2	2	2	2	2	2	
3	3	3	3	3	3	3	
4	4	4	4	4	4	4	
5	●	5	●	5	5	5	
6	6	6	6	6	6	6	
7	7	7	7	7	7	7	
8	8	8	8	8	8	8	
9	9	9	9	9	9	9	



Directions:


Today you will be taking the Ohio Integrated Mathematics I Practice Assessment.

There are several important things to remember:

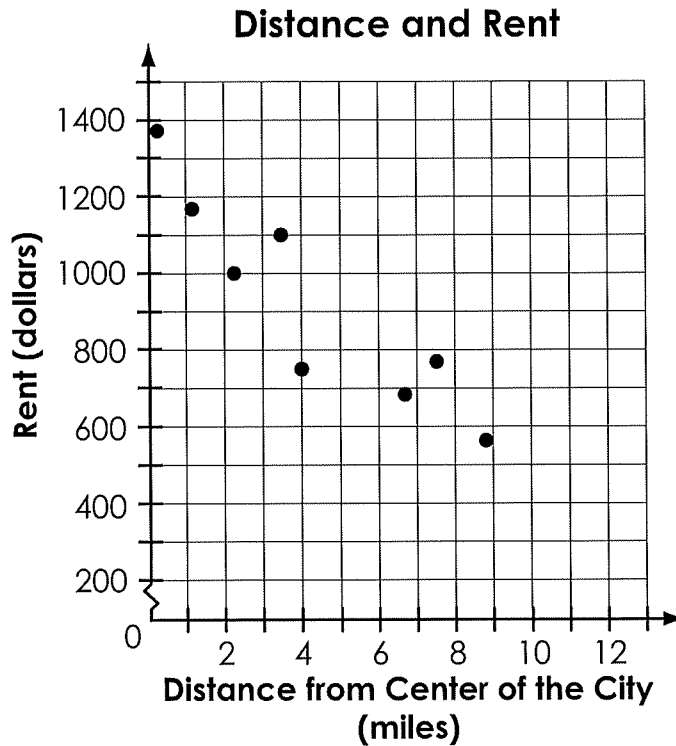
1. Read each question carefully. Think about what is being asked. Look carefully at graphs or diagrams because they will help you understand the question. Then, choose or write the answer you think is best in your Answer Document.
2. Use only a #2 pencil to answer questions on this test.
3. For questions with bubbled responses, choose the correct answer and then fill in the circle with the appropriate letter in your Answer Document. Make sure the number of the question in this Student Test Booklet matches the number in your Answer Document. If you change your answer, make sure you erase your old answer completely. Do not cross out or make any marks on the other choices.
4. For questions with response boxes, write your answer neatly, clearly and only in the space provided in your Answer Document. Any responses written in your Student Test Booklet will not be scored. Make sure the number of the question in this Student Test Booklet matches the number in your Answer Document.
5. If you do not know the answer to a question, skip it and go on to the next question. If you have time, go back to the questions you skipped and try to answer them before turning in your Student Test Booklet and Answer Document.
6. Check over your work when you are finished.

1.

This item cannot be rendered as a paper/pencil item.



2. Juan wants to rent a house. He gathers data on many similar houses. The distance from the center of the city, x , and the monthly rent for each house, y , are shown in the scatter plot. Juan models the data with a linear equation.



Based on the scatter plot, what could the number 1275 represent in his equation?

- A. The estimated rent for a house in the center of the city
- B. The estimated minimum rent for a house far from the center of the city
- C. The estimated change in rent for each additional mile from the center of the city
- D. The estimated change in distance from the center of the city for each dollar change in rent

3.

This item cannot be rendered as a paper/pencil item.

4.

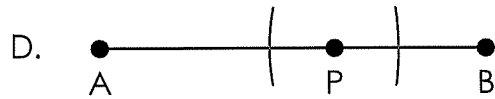
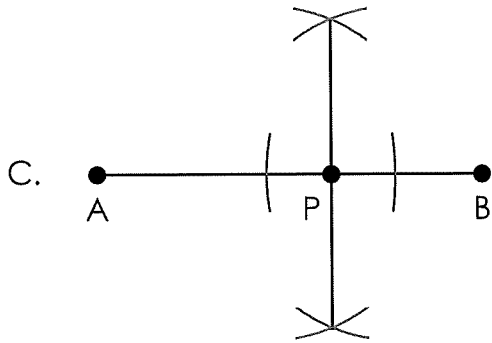
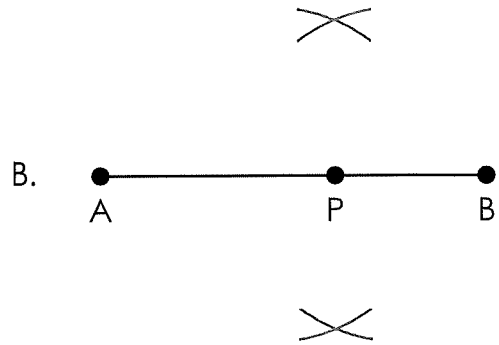
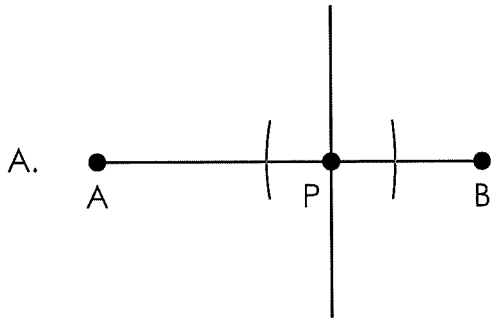
This item cannot be rendered as a paper/pencil item.

5.

This item cannot be rendered as a paper/pencil item.

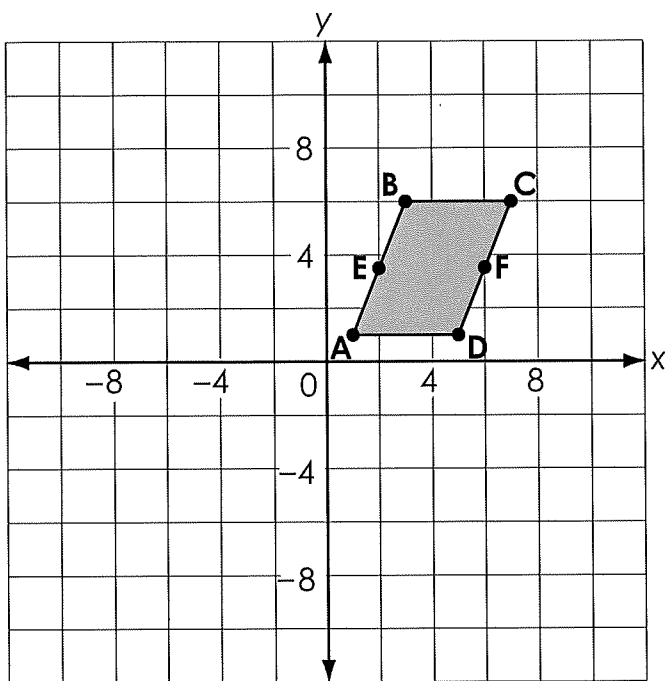


6. Which diagram shows only the first step of constructing the line perpendicular to \overline{AB} through point P?



Integrated Math I—Part 1

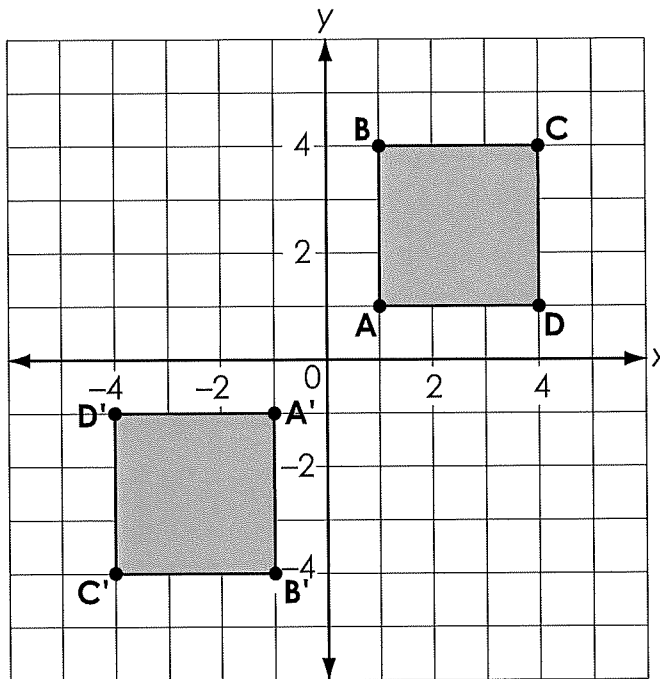
7. Parallelogram ABCD is shown. Point E is the midpoint of segment AB. Point F is the midpoint of segment CD.



Which transformation carries the parallelogram onto itself?

- A. a reflection across line segment AC
- B. a reflection across line segment EF
- C. a rotation of 180 degrees clockwise about the origin
- D. a rotation of 180 degrees clockwise about the center of the parallelogram

8. Square ABCD is transformed to create the image A'B'C'D', as shown.



In the **Answer Document**, select all of the transformations that could have been performed.

- A. a reflection across the line $y = x$
- B. a reflection across the line $y = -2x$
- C. a rotation of 180 degrees clockwise about the origin
- D. a reflection across the x-axis, and then a reflection across the y-axis
- E. a rotation of 270 degrees counterclockwise about the origin, and then a reflection across the x-axis

9.

This item cannot be rendered as a paper/pencil item.

10. Triangle ABC has vertices at $(-4, 0)$, $(-1, 6)$ and $(3, -1)$.

What is the perimeter of triangle ABC, rounded to the nearest tenth?

Complete the response grid in the **Answer Document**.

11. Fred solved the equation $8(3x - 7) = -6(x + 7) + 4$ as shown.

Given	$8(3x - 7) = -6(x + 7) + 4$
Step 1	$24x - 56 = -6x - 42 + 4$
Step 2	$24x - 56 = -6x + 46$
Step 3	$30x = 102$
Step 4	$x = \frac{17}{5}$

Fred made an error between Step 1 and Step 2.

- A. Explain the error that Fred made.
- B. What is the solution to the original equation?

Write your answers in the **Answer Document**.

12.

This item cannot be rendered as a paper/pencil item.

13. An analyst researches the relationship between different energy sources in each state for 2014. The data in the table show the number of states that use coal and nuclear power as an energy source.

		Nuclear	
		Yes	No
Coal	Yes	16	20
	No	2	12

Given that a state does not use nuclear power, what percentage of those states use coal?

Complete the response grid in the **Answer Document**.

Integrated Math I—Part 1

14. A group of students measures the distance a toy car has traveled after different amounts of time. A table of the data is shown.

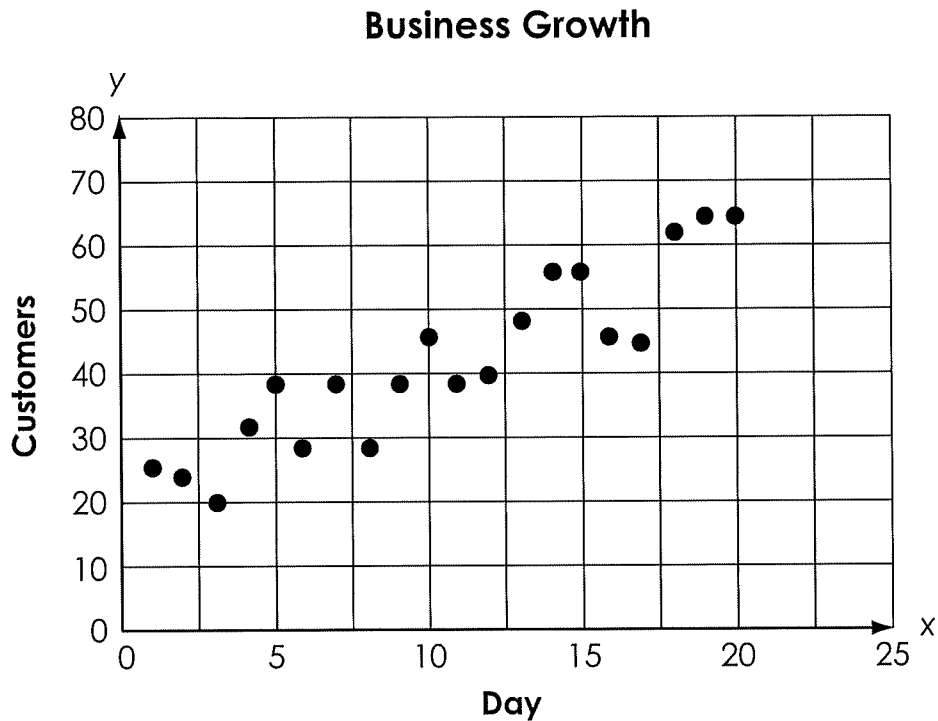
Time (seconds)	Distance (meters)
5	1.0
6	1.2
7	2.4
8	3.3
9	3.7
10	11.0
11	4.2
12	3.7
13	4.8
14	4.5
15	4.9

The students want to perform an analysis of the data set and consider removing the outlier point.

In the **Answer Document**, select all of the quantities that will change if the outlier point is removed from the data set.


- A. mean of the time
- B. mean of the distance
- C. median of the time
- D. median of the distance
- E. range of the time
- F. range of the distance

15. Ms. Musto opened a new coffee shop. She recorded the number of customers she served between opening and noon for the first 20 days of business. Her results are shown on the graph.



Which line best fits the data?

- A. $y = 3x + 10$
- B. $y = 2x + 20$
- C. $y = 3x + 30$
- D. $y = x + 20$



Do not go on

Do not go on

Integrated Math I—Part 2

1. A linear model shows that the relationship between the number of grocery items purchased and the total cost of the grocery bill has a correlation coefficient of 0.97.

Which statement about the variables is true?

- A. Purchasing more items causes a higher cost of the grocery bill.
 - B. If a grocery bill has a higher cost, then more items must have been purchased.
 - C. There is no relationship between the number of items purchased and the total cost of the grocery bill.
 - D. There is a strong relationship between the number of items purchased and the total cost of the grocery bill.
2. Juan buys peaches and grapefruit at the store. He writes the equations shown to model the relationship between the number of pounds of peaches, p , and the number of pounds of grapefruit, g , that he buys.

$$p + g = 2.5$$

$$1.58p + 1.09g = 3.46$$

What is the total number of pounds of peaches and grapefruit that Juan buys?

Complete the response grid in the **Answer Document**.

3. The population of rabbits on a large island doubles every year. On January 1, the population is 150 rabbits.

Which equation can be used to find the number of years, x , it will take for the population to reach 4,800?

- A. $4,800 = 2x + 150$
B. $4,800 = 2 \cdot 150^x$
C. $4,800 = 2^x + 150$
D. $4,800 = 150 \cdot 2^x$

4.

This item cannot be rendered as a paper/pencil item.

5. An equation is shown.

$$y = \frac{1}{2}x + \frac{3}{4}$$

In the **Answer Document**, select all of the points that are contained in the graph of the equation.

A. $(0, \frac{1}{2})$

B. $(0, \frac{3}{4})$

C. $(\frac{3}{4}, 0)$

D. $(\frac{3}{4}, \frac{1}{2})$

E. $(\frac{1}{2}, 1)$

6.

This item cannot be rendered as a paper/pencil item.

7.

This item cannot be rendered as a paper/pencil item.

8. A shipping company charges a cost per pound plus a fixed fee to ship a package. The total cost, $f(x)$, in dollars, of shipping x pounds is modeled by the function shown.

$$f(x) = 4.99x + 5.75$$

Which part of the function represents the fixed fee?

- A. x
- B. 4.99
- C. 5.75
- D. $4.99x$

Integrated Math I—Part 2

9. A theater sells tickets for a concert. Tickets for lower-level seats sell for \$35 each, and tickets for upper-level seats sell for \$25 each. The theater sells 350 tickets for \$10,250.

How many tickets of each type were sold?


Complete the response grids in the **Answer Document**.

10. A function is shown.

$$f(x) = \frac{2}{3}x + 3$$

What is the value of $f(12)$?

Complete the response grid in the **Answer Document**.



11. The ideal gas law is represented by the equation $PV = nRT$. The variables and their units are defined as

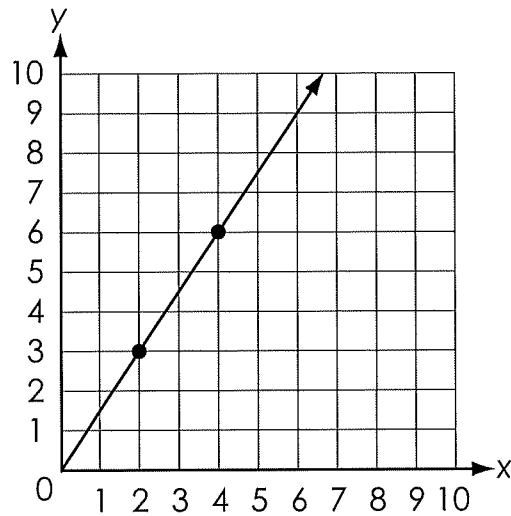
- P for pressure in Pascals (Pa),
- V for volume in meters cubed (m^3),
- n for the number of moles (mol),
- R for the gas constant (?), and
- T for temperature in degrees Kelvin (K).

In terms of the units for the defined variables, what are the units for R , the gas constant?

- A. $\frac{\text{Pa} \cdot m^3}{\text{mol} \cdot K}$
- B. $\frac{\text{mol} \cdot K}{\text{Pa} \cdot m^3}$
- C. $\text{Pa} \cdot m^3$
- D. $\text{Pa} \cdot m^3 \cdot \text{mol} \cdot K$

Integrated Math I—Part 2

12. The graph of a function is shown.



What is the average rate of change between $x = 10$ and $x = 14$?


Complete the response grid in the **Answer Document**.


13.

This item cannot be rendered as a paper/pencil item.

14.

This item cannot be rendered as a paper/pencil item.





Ohio State Test Reference Sheet High School

1 foot = 12 inches

1 yard = 3 feet

1 mile = 1,760 yards

1 mile = 5,280 feet

1 mile \approx 1.609 kilometers

1 inch = 2.54 centimeters

1 kilometer \approx 0.62 mile1 meter \approx 39.37 inches

1 pound = 16 ounces

1 pound \approx 0.454 kilograms1 kilogram \approx 2.2 pounds

1 cup = 8 fluid ounces

1 pint = 2 cups

1 quart = 2 pints

1 gallon = 4 quarts

1 gallon \approx 3.785 liters1 liter \approx 0.264 gallons

1 liter = 1000 cubic centimeters

Trigonometry		
$\sin A = \frac{\text{opposite}}{\text{hypotenuse}}$		
$\cos A = \frac{\text{adjacent}}{\text{hypotenuse}}$		
$\tan A = \frac{\text{opposite}}{\text{adjacent}}$		

Key			
$b = \text{base}$	$B = \text{area of base}$	$h = \text{height}$	$r = \text{radius}$

Triangle	$A = \frac{1}{2} b h$
Parallelogram	$A = b h$
Circle	$C = 2 \pi r$ $A = \pi r^2$

General Prisms	$V = B h$
Cylinder	$V = \pi r^2 h$
Sphere	$V = \frac{4}{3} \pi r^3$
Cone	$V = \frac{1}{3} \pi r^2 h$
Pyramid	$V = \frac{1}{3} B h$

Distance Formula	$d = \sqrt{(x_2 - x_1)^2 + (y_2 - y_1)^2}$
Quadratic Formula	$x = \frac{-b \pm \sqrt{b^2 - 4ac}}{2a}$
Addition Rule	$P(A \text{ or } B) = P(A) + P(B) - P(A \text{ and } B)$