



improving our school buildings
through long term planning



Stamford Public Schools
EXCELLENCE IS THE POINT.

Presentation to
City of Stamford
Community Meeting #1
for

EDUCATIONAL FACILITY ASSESSMENTS,
DEMOGRAPHIC STUDY & MASTER PLANNING



February 28, 2022

AGENDA

1. Project overview & status
2. Planning scenarios
3. Preliminary survey results
4. Next steps



OVERVIEW

- Process has been thorough, working hand-in-hand with the Technical Advisory Committee (TAC)
 - TAC has SPS and CoS representation
- Reviewed the information with the Steering Committee
- Hold questions so the team can present the material
- Have setup a Mentimeter page for questions to be input by the audience that we'll review after the presentation and address as time allows
- SPS and CoS has performed a significant amount of work on several schools in recent years, which is reflected in the data
- **We've heard the feedback and made a change to a previously considered South side K-8 school site**
- **Plan dependent upon significant state contribution of funding, which is still being determined**



 Mentimeter



SCAN QR or VISIT
www.menti.com and use
Code 6986 3213

PLANNING SCENARIOS



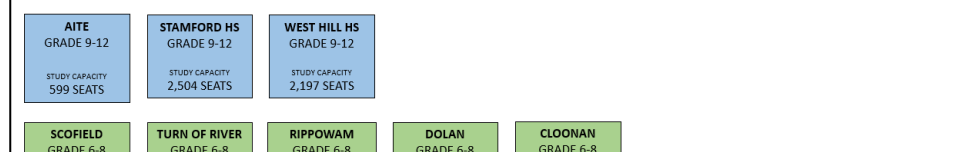
MASTER PLANNING FRAMEWORK

- Target investments into areas of greatest need as identified by the Facility Condition Assessments (FCA's)
- Align school facilities with Stamford's demographics and educational needs
- Prepare a cash-flow matrix, targeting approx. \$ 300 M bonding over the 10-year time horizon (Local Stamford Share)
- Identify funding strategies to utilize state and federal dollars to the greatest extent possible

Scenario Overview:

- The Master Planning Process entails creating a range of planning options that span the gamut from maintaining “Status Quo” to large scale aspirational changes to the system
- Each component should be viewed through the lens of educational adequacy, support of SPS educational mission and strategic plan, facility needs, and community support
- Over the last several months, through an iterative process scenarios were developed and vetted with the Technical Advisory Committee (TAC)

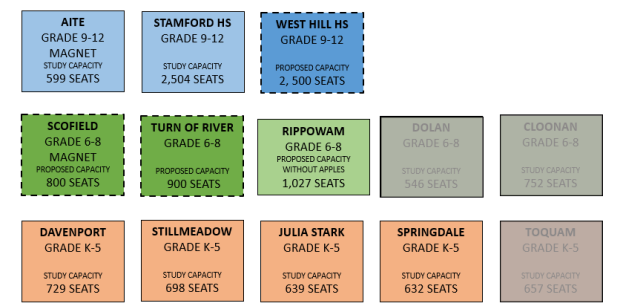
Scenario 1 – Status Quo Address Deferred Maintenance/ Capital Renewal



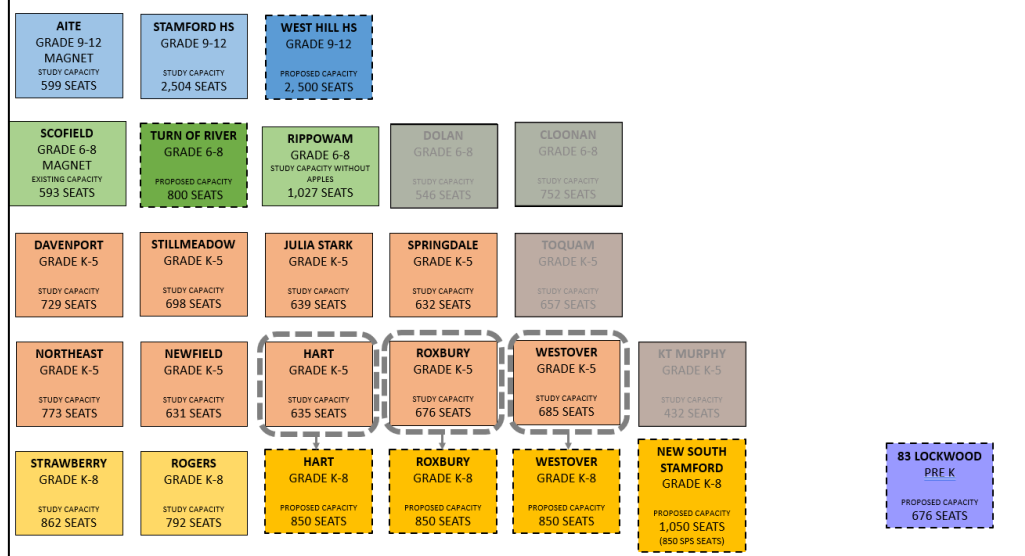
Scenario 2 – Status Quo Deferred Maintenance/Capital Renewal + Westhill HS & Early Learning Center



Scenario 3 – 20 School Alignment: Close 4, Build 2



Scenario 4 – 19 School Alignment: Close 4, Build 1



Scenario 4 – 19 School Alignment: Close 4, Build 1

AITE
GRADE 9-12
MAGNET
STUDY CAPACITY
599 SEATS

STAMFORD HS
GRADE 9-12
STUDY CAPACITY
2,504 SEATS

WEST HILL HS
GRADE 9-12
PROPOSED CAPACITY
2,500 SEATS

SCOFIELD
GRADE 6-8
MAGNET
EXISTING CAPACITY
593 SEATS

TURN OF RIVER
GRADE 6-8
PROPOSED CAPACITY
800 SEATS

RIPPOWAM
GRADE 6-8
STUDY CAPACITY WITHOUT
APPLES
1,027 SEATS

DOLAN
GRADE 6-8
STUDY CAPACITY
546 SEATS

CLOONAN
GRADE 6-8
STUDY CAPACITY
752 SEATS

DAVENPORT
GRADE K-5
STUDY CAPACITY
729 SEATS

STILLMEADOW
GRADE K-5
STUDY CAPACITY
698 SEATS

JULIA STARK
GRADE K-5
STUDY CAPACITY
639 SEATS

SPRINGDALE
GRADE K-5
STUDY CAPACITY
632 SEATS

TOQUAM
GRADE K-5
STUDY CAPACITY
657 SEATS

NORTHEAST
GRADE K-5
STUDY CAPACITY
773 SEATS

NEWFIELD
GRADE K-5
STUDY CAPACITY
631 SEATS

HART
GRADE K-5
STUDY CAPACITY
635 SEATS

ROXBURY
GRADE K-5
STUDY CAPACITY
676 SEATS

WESTOVER
GRADE K-5
STUDY CAPACITY
685 SEATS

KT MURPHY
GRADE K-5
STUDY CAPACITY
432 SEATS

STRAWBERRY
GRADE K-8
STUDY CAPACITY
862 SEATS

ROGERS
GRADE K-8
STUDY CAPACITY
792 SEATS

HART
GRADE K-8
PROPOSED CAPACITY
850 SEATS

ROXBURY
GRADE K-8
PROPOSED CAPACITY
850 SEATS

WESTOVER
GRADE K-8
PROPOSED CAPACITY
850 SEATS

**NEW SOUTH
STAMFORD**
GRADE K-8
PROPOSED CAPACITY
1,050 SEATS
(850 SPS SEATS)

83 LOCKWOOD
PRE K
PROPOSED CAPACITY
676 SEATS

Scenario 4 – Elementary Schools

- Enrollment reflects a “snapshot in time” for the elementary component of the K-5 and K-8 schools and are based on Scenario 4 conceptual boundaries
- Scenario 4 yields an elementary utilization of ~93%
- All schools well utilized with utilization ranging from just under 80% to the enrollment target of 100%
- Still a slight seat deficit in South Stamford (KT and TOQ) with Rogers at 98% and South Stamford Magnet at 119%. Could be mitigated by targeted draw from K-8 magnets.

Elementary Schools		Master Planning Capacity	
SCHOOL NAME	Scenario 4 K-5 Enrollment	Master Planning K-5 Capacity	Utilization
Davenport Ridge	700	729	96.0%
Hart K8 Intradistrict	481	567	84.8%
Julia A. Stark	653	639	102.2%
Newfield	561	631	88.9%
Northeast	610	773	78.9%
Rogers International K-8 Interdistrict	517	528	97.9%
Roxbury K8 Neighborhood	500	567	88.2%
South Stamford K8 Interdistrict	655	567	115.5%
Springdale	641	632	101.4%
Stillmeadow	655	698	93.8%
Strawberry Hill K-8 Interdistrict	478	574	83.3%
Westover K-8 Intradistrict	527	567	92.9%
TOTALS	6,978	7,472	93.4%

**Note K-5 totals slightly different than district totals due to out of district and outplacement*

All students in existing magnet programs were left in place, however, all other outplaced students were returned to their zone of residence. Also, assumes 50%-55% of TOQ students in Roger Pref. #1 go to Rogers.

Scenario 4 – Middle Schools

- Proposed Middle School Alignment consist of:
 - 2 Comprehensive MS – TOR at 800 students & Rippowam at 900 students
 - Scofield 6-8 Magnet at 600 students
 - 1 Neighborhood K8 at Roxbury
 - 3 Interdistrict K8 Magnets at Rogers, SH, and new South Stamford school
 - 2 Intradistrict K8 Magnets at Westover & Hart
- Hart & Westover K-8 magnet expansion allows for an additional 110 and 170 magnet students to be added from outside the attendance zone

Middle Schools		Master Planning Capacity	
SCHOOL NAME	Scenario 4 6-8 Enrollment	Master Planning Capacity 6-8 Capacity	Utilization
Hart School K8 ⁽²⁾	175	283	61.8%
Rippowam Middle ^{(1) (3)}	830	1,027	80.8%
Rogers International K8	284	264	107.6%
Roxbury K8	235	283	83.0%
Scofield Middle	584	593	98.5%
South Stamford K8 ⁽³⁾	278	283	98.2%
Strawberry Hill K8	261	288	90.6%
Turn of River School ⁽³⁾	819	800	102.4%
Westover K8 ⁽²⁾	112	283	39.6%
TOTALS	3,578	4,104	87.2%

(1) an additional 222 seats exists through the relocation of Apples to 83 Lockwood. Not included in capacity

(2) Does not include additional magnet middle students from outside attendance zone

(3) Assumes Strawberry "Rollup" of 7th and 8th grade students is weighted towards TOR (75%) and Ripp (25%)

Scenario 4 – ES & MS Summary & Diversity “Snapshot”

Scenario 4: ES & MS Enrollment Snapshot from 2021-22 Enrollment

School	Scenario 4 Enrollment	Master Planning Capacity	Scenario 4 Overall Utilization	Minority %		Free/Red. Lunch (FRL)		ELL %	
				Scenario 4 Minority %	Existing Minority %	Scenario 4 FRL %	Existing FRL %	Scenario 4 ELL %	Existing ELL %
K-5									
Davenport Ridge	700	729	96%	65.6%	60.9%	40.4%	39.3%	9.1%	12.0%
Julia A. Stark	656	639	103%	76.9%	77.2%	61.9%	64.9%	14.2%	14.1%
Newfield	561	631	89%	78.6%	77.8%	59.0%	58.1%	20.7%	18.2%
Northeast	610	773	79%	65.4%	60.2%	48.4%	42.1%	13.4%	16.2%
Springdale	641	632	101%	74.9%	75.9%	58.0%	58.6%	15.9%	17.7%
Stillmeadow	655	698	94%	74.4%	72.6%	57.6%	56.9%	15.4%	13.1%
K-8									
Hart K8 Intradistrict	656	850	77%	82.5%	83.8%	54.1%	55.7%	14.9%	14.3%
Rogers International K-8 Interdistrict	801	792	101%	72.9%	66.6%	59.6%	54.3%	11.6%	4.0%
Roxbury K8 Neighborhood	735	850	86%	70.6%	74.6%	49.3%	51.8%	15.9%	16.5%
South Stamford K8 Interdistrict	933	850	110%	85.1%	NA	69.0%	NA	19.3%	NA
Strawberry Hill K-8 Interdistrict	739	862	86%	71.9%	71.4%	39.7%	40.2%	1.8%	1.9%
Westover K-8 Intradistrict	639	850	75%	86.4%	83.3%	70.6%	68.2%	6.6%	5.5%
6-8									
Rippowam Middle School	830	1,027	81%	73.6%	72.9%	63.4%	62.0%	15.2%	13.9%
Scofield Intradistrict Magnet	584	593	98%	64.0%	64.0%	54.3%	54.3%	5.7%	5.7%
Turn of River School	819	800	102%	66.8%	72.6%	52.9%	53.4%	12.4%	18.6%

- Based on 2021-22 enrolment, overall Utilization improved to 91% for the collective Elementary and Middle School facilities
 - Scenario 4 K-5 at 93% vs. 85% existing
 - Scenario 4 6-8 at 87% vs. 76% existing
- No Major Diversity shifts based on Scenario 4; schools are within roughly 5%-6% of existing. *Please note the aim of the redistricting was to balance enrollment rather than balance diversity.*

Scenario 4 – Proposed Feeder Pattern

Current

Elementary	Middle	High
Hart	Cloonan	Westhill
Roger (K-8)		Stamford
Roxbury	Cloonan	Westhill
Strawberry Hill (K-8)		Stamford
Westover (K-8)		Westhill
Davenport	Rippowam	Stamford
Newfield	Rippowam	Stamford
Northeast	Turn of River	Westhill
Springdale	Dolan	Stamford
Stillmeadow	Cloonan	Westhill
Stark	Dolan	Stamford
KT Murphy	Turn of River	Westhill
Toquam	Rippowam	Stamford

Proposed

Elementary	Middle	High
Hart (K-8)		Westhill
Roger (K-8)		Stamford
Roxbury (K-8)		Westhill
Strawberry Hill (K-8)		Stamford
Westover (K-8)		Westhill
Davenport	Turn of River	Westhill
Newfield	Rippowam	Westhill
Northeast	Turn of River	Westhill
Springdale	Turn of River	Westhill
Stillmeadow	Rippowam	Stamford
Stark	Rippowam	Stamford
South Side (K-8)		Stamford

Scenario 4 - Proposed Implementation Schedule

SCHOOL NAME	PHASE 1					PHASE II						
	2022	2023	2024	2025	2026	2027	2028	2029	2030	2031	2032	2033
ELEMENTARY / K-8 SCHOOLS												
Davenport		PROJECT 1							PROJECT 2			
Hart Magnet (K-5)/ Convert to K-8 (850 seats) Intra-D Magnet							PROJECT 1					
Julia A Stark (K-5)		PROJECT 1							PROJECT 2			
KT Murphy (K-5) (Close)							CLOSE					
Lockwood (Pre-K) (New)			PROJECT 1									
Newfield (K-5)		PROJECT 1						PROJECT 2				
Northeast (K-5)		PROJECT 1						PROJECT 2				
Rogers International										PROJECT 2		
Roxbury (K-5)/ Renovation & Addition to K-8 (850 seats)				PROJECT 1								
Springdale (K-5)		PROJECT 1						PROJECT 2				
Stillmeadow (K-5)		PROJECT 1						PROJECT 2				
Strawberry Hill (K-8: Inter-D Magnet)										PROJECT 2		
Toquam Magnet (K-5) (Close)		PROJECT 1										
Westover Magnet (K-5)/ Convert to K-8 (850 seats): Intra-D Magnet										PROJECT 2		
New South Stamford K8: Inter-D Magnet (1,050 Seats)				PROJECT 1								

Scenario 4 - Proposed Implementation Schedule

SCHOOL NAME	PHASE 1					PHASE II						
	2022	2023	2024	2025	2026	2027	2028	2029	2030	2031	2032	2033
MIDDLE SCHOOLS												
Cloonan (Close)						CLOSE						
Dolan (Close)						CLOSE						
Rippowam (6-8) 900 seats		PROJECT 1				PROJECT 2						
Scofield Magnet (6-8) Intra-D Magnet		PROJECT 1								PROJECT 2		
Turn of River (6-8)/ Extension/ Alteration to 800 seat (6-8)				PROJECT 1								
HIGH SCHOOLS												
AITE										PROJECT 2		
Stamford			PROJECT 1					PROJECT 2				
Stamford Stadium		PROJECT 1									PROJECT 2	
Westhill (New)			PROJECT 1									
Westhill Annex (VoAg)								PROJECT 2				
ALTERNATIVE												
Anchor		PROJECT 1										

Stamford Public Schools - Master Plan Survey – Current Progress

(Responses as of 02/25/22)



Total RESPONSES: 449

65.3% Current Student Parents

17.6% SPS Teacher or Staff

17.1% Other

42.8% Have attended or watched LTFC Meetings

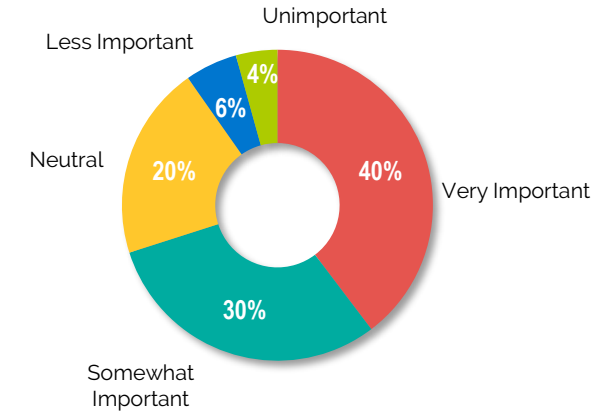
Q3. Most critical area that needs addressing...

- Curriculum and Instruction
- Modernizing our schools, better facilities.
- Capital reinvestment of school buildings. Recruiting teachers and staff
- .Better HVAC and ventilation.
- Challenging Curriculum

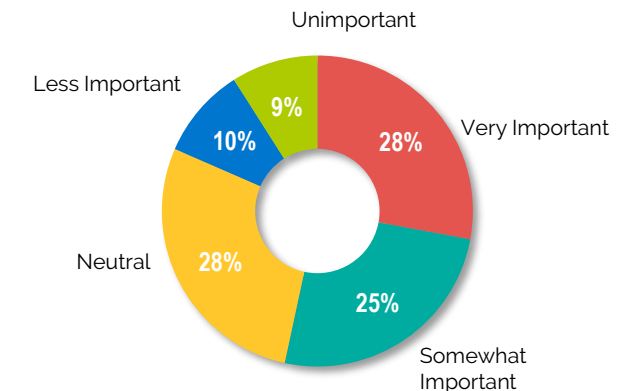
Q4. Improve one thing...

- Mold and Safety Concerns
- More Green Outdoor space
- Better Climate Control
- Replace aging infrastructure - modernize
- Less bussing – More After-School Programs
- More appropriately sized classrooms

Q5. School in general proximity to student's home



Q6. Provide more K-8 Options

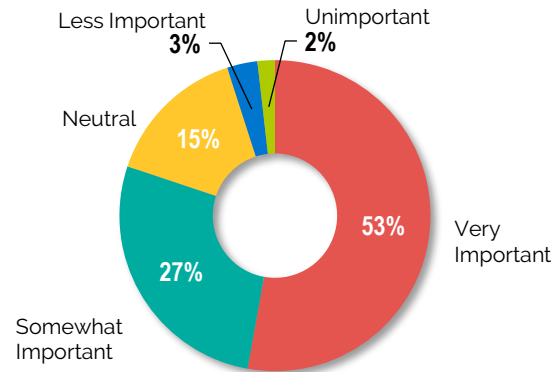


Stamford Public Schools - Master Plan Survey – Current Progress

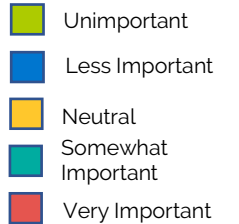
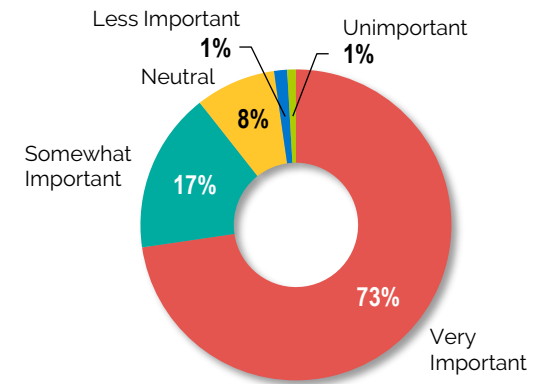
(Responses as of 02/25/22)



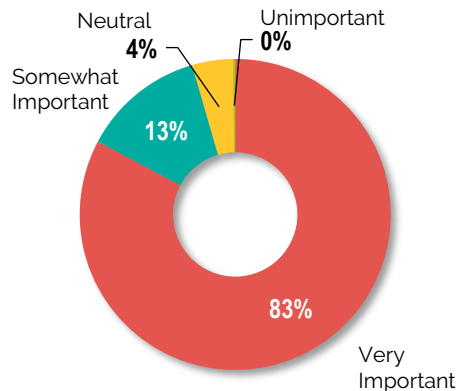
Q7. Replace Temporary Classrooms



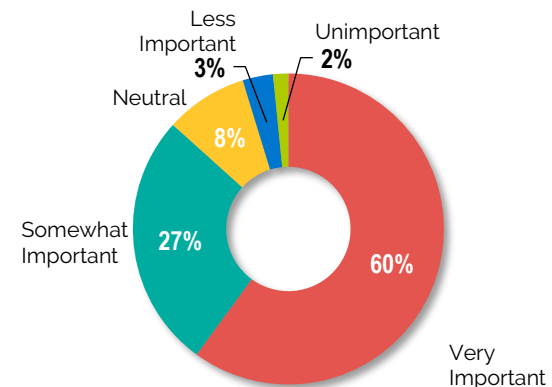
Q8. Update Learning Environments 21st Century Learning



Q9. Update HVAC at all schools



Q10. Update technologies

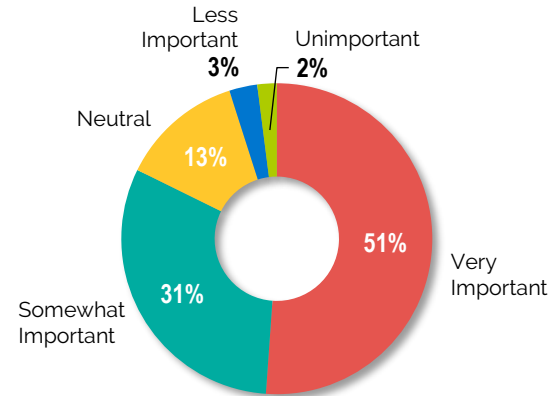


Stamford Public Schools - Master Plan Survey – Current Progress

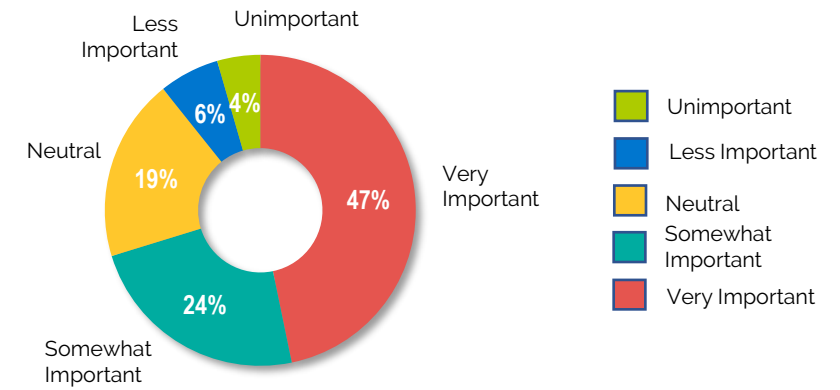
(Responses as of 02/25/22)



Q11. Provide parity of space across all schools



Q12. Keep students at SPS (PK-12)



Q13. The Master Plan will be successful if...

- Provide **safe, equitable, technologically** adequate spaces
- **Adequate input** from the community
- **Parent and Teachers are listened to** in regard to what would benefit our classrooms.
- The **needs of the students** are priority.
- All buildings provide a **safe healthy learning environment** that provides all appropriate technology
- It is **monitored during implementation**
- **Data is properly analyzed** along with input from all stakeholders to ensure **equity to all students**.

Facility Master Planning – Community Meeting Schedule:

- Monday, February 28, 2022
- Wednesday, March 2, 2022
- Monday, March 7, 2022
- Thursday, March 10, 2022

Facility Master Planning – Survey:

- English: <https://www.surveymonkey.com/r/NVgYHKK>
- Spanish: <https://www.surveymonkey.com/r/NH6YYKS>
- Your opinion matters!
- To learn more, visit www.stamfordpublicschools.org/district/facilities/pages/long-term-facilities-committee

QUESTIONS?



THANK YOU!