

Canvas for Parents and Guardians

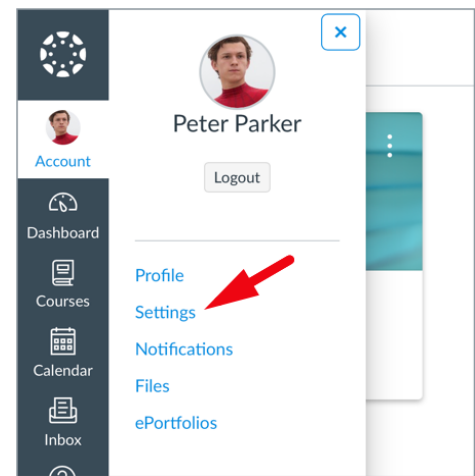
Canvas is a Learning Management System (LMS) used by students in grades 5-12. Through Canvas, teachers create one online location for students to access coursework, submit assignments, view the class calendar, participate in discussions and more. Parents and guardians can even access Canvas through an app and view information about a class.



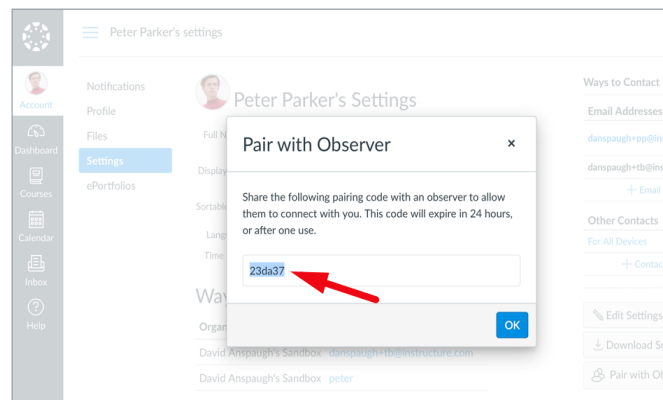
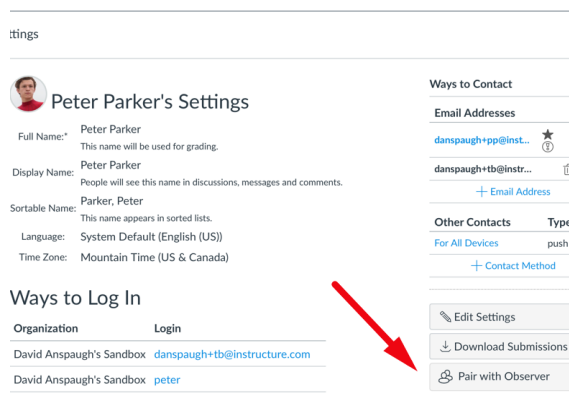
With the Canvas Parent app parents can review upcoming or past assignments, check on grades, and receive alerts for student activity. Simply keep in mind that not everything a teacher grades goes into Canvas, so parents and guardians should still check Infinite Campus for current and final grades.

Start using Canvas Parent! First, obtain a Pairing Code from your student

1. Students must log in to Canvas through a web browser, not an app. If on an iPad, use Safari. Go to isd197.instructure.com
2. From the global navigation of Canvas, select *Account*, then choose *Settings*.
3. Select *Pair with Observer* from the sidebar of the settings page.



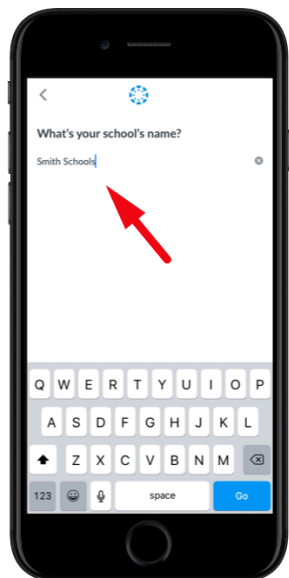
4. Copy or share the pairing code with an observer to allow them to register.



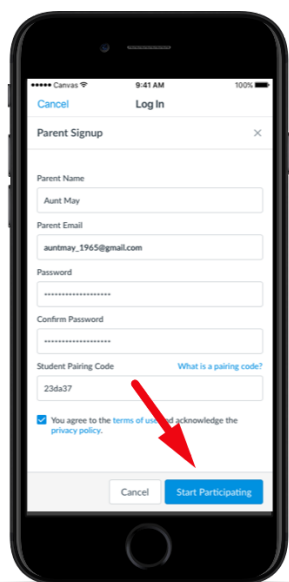
Connect with your student using the Canvas Parent mobile app.



1. Download the Canvas Parent app from the App Store or Google Play.
2. Open the Canvas Parent app, tap the Find my School button, enter **West St. Paul - Parents**, and proceed.



3. Tap Create Account link at the bottom of the login page.



3. Fill out the signup form, including the pairing code that was shared with you, and tap Start Participating.



You're now connected!

If you have any questions, please contact Kara Metz at 651-403-7023

Parents or guardians who do not have a smartphone or tablet and would like an Observer Account to view Canvas on a desktop or laptop may visit www.isd197.org/academics/canvas for more information.