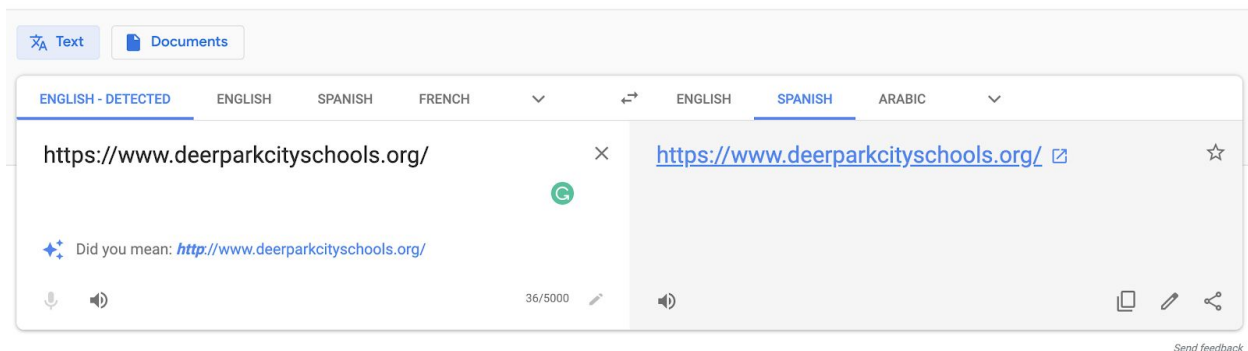



Website Translation Instructions

From Google Chrome (On Desktop)


1. Open a web browser and go to translate.google.com. You don't need a Google account to access it, because it's free to all.
2. In the text box on the left, type in the entire URL (including the http://) of the website you want to view.
3. On the right, choose the language you want to see the website in.
4. Click Translate.



From Google Chrome (On Phone)

1. On phone or tablet, open Chrome App .
2. Go to the webpage <https://www.deerparkcityschools.org/>.
3. At the bottom of the page select the three dots **⋮** and select Translate.
4. To change the language you want to translate to, select the small icon on the left side of the search bar and the language you want to translate to.
5. Select Translate.

From Safari (On Phone)

1. On phone or tablet, open Safari App .
2. Go to the webpage <https://www.deerparkcityschools.org/>.
3. In the **AA** select Translate.