

Drew Charter School COVID-19 Weekly Case Report (Week of Sep 3rd – Sep 9th)

Includes all cases reported to Drew during this 7-day timeframe

| | |
|---------------|---|
| Medium | Currently, the Covid-10 Community Level is medium for both DeKalb and Fulton counties. |
|---------------|---|

| COVID-19 Community Levels – Use the Highest Level that Applies to Your Community | | | | |
|--|---|--------|------------|--------|
| New COVID-19 Cases Per 100,000 people in the past 7 days | Indicators | Low | Medium | High |
| Fewer than 200 | New COVID-19 admissions per 100,000 population (7-day total) | <10.0 | 10.0-19.9 | ≥20.0 |
| | Percent of staffed inpatient beds occupied by COVID-19 patients (7-day average) | <10.0% | 10.0-14.9% | ≥15.0% |
| 200 or more | New COVID-19 admissions per 100,000 population (7-day total) | NA | <10.0 | ≥10.0 |
| | Percent of staffed inpatient beds occupied by COVID-19 patients (7-day average) | NA | <10.0% | ≥10.0% |

[COVID-19 Community Levels | CDC](#)

When Drew Charter School nurses are notified of a confirmed-positive COVID-19 case, they submit a form to the Atlanta Public Schools (APS) Health Services department and to the DeKalb Department of Public Health. When a positive case is reported amongst Drew students or staff or in an extra-curricular environment, COVID-19 protocols go into effect.

The summary below includes self-reported cases, presumptive positive cases and associated exposures reported in the last week among students and staff screened through on-campus drive-through testing or at Drew’s Elementary Academy or Junior/Senior Academy campus during the school week.

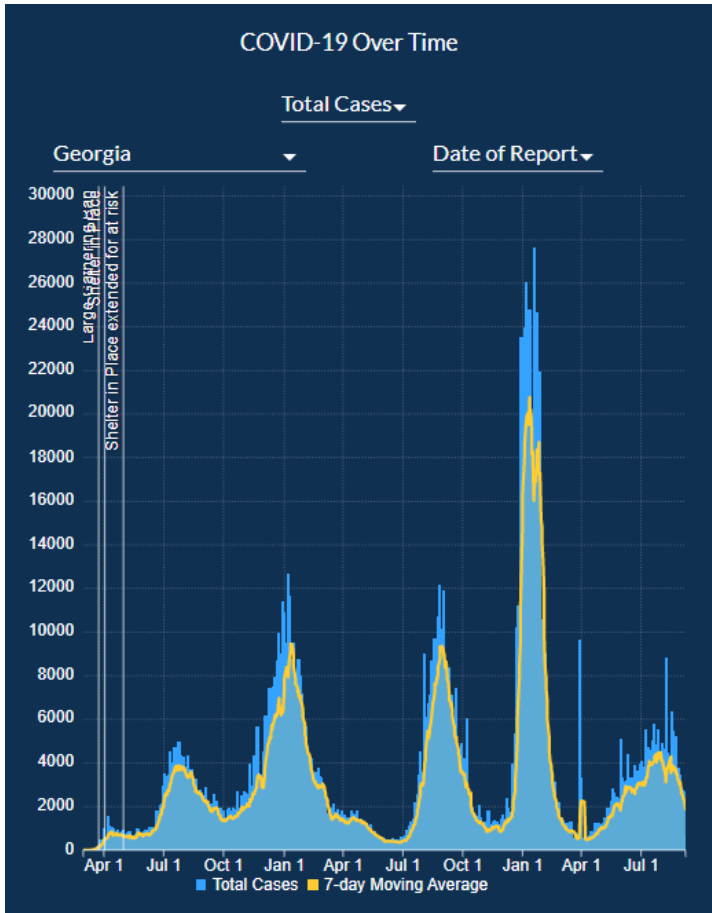
Weekly COVID-19 Summary

| | Positive Cases | Close Contacts | | Total Tested |
|--------------|----------------|----------------|--------------|--------------|
| | | Quarantined | Test to Stay | |
| Students | 4 | 9 | 38 | 1628 |
| Staff | 1 | 0 | 3 | 341 |
| Total | 5 | 9 | 41 | 1969 |

**Includes students who were identified during contact tracing as having close contact with a student or staff member who has tested positive for COVID-19*

Note: A case is defined as an individual with a laboratory-confirmed COVID-19 positive from either antigen (rapid) or PCR (nasal swab) tests; external positive cases are self-reported. Exposures are the close contacts of cases from school and extracurricular settings. Exposures are aggregated from individual case reports and may not represent unique exposures.

Georgia Department of Public Health Data – COVID-19 Over Time



<https://dph.georgia.gov/covid-19-daily-status-report>

**Nearly 10K January cases added in early April from a large lab that didn't report them at the time.*

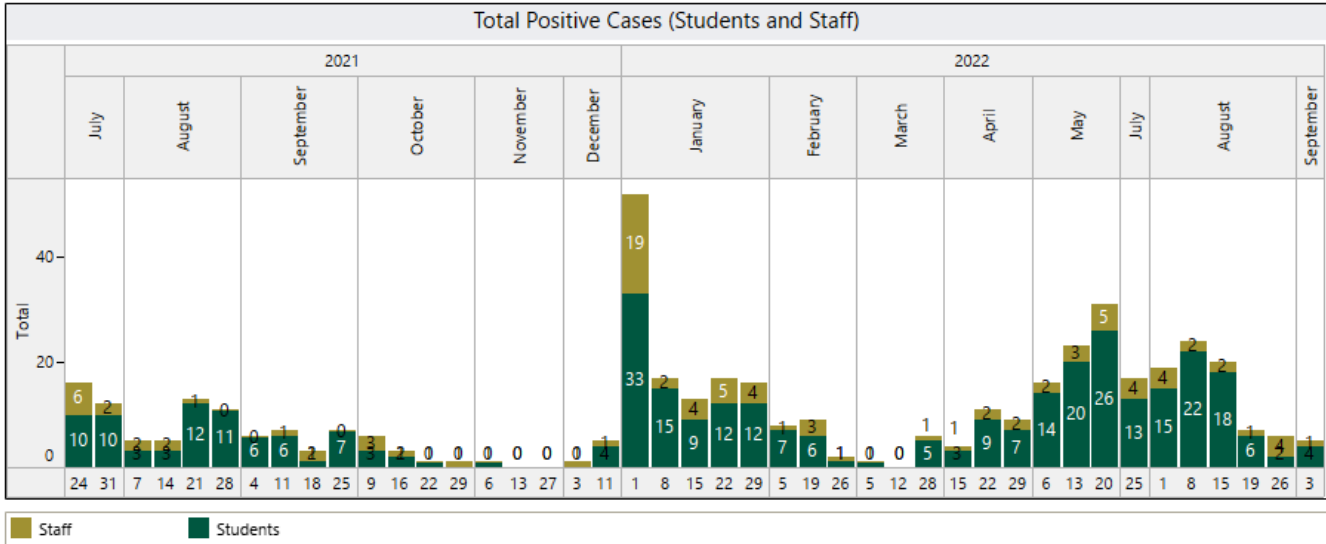
Drew Vaccination Rates*

| School Campus | Vaccination Rate |
|----------------------------|------------------|
| Drew Elementary Academy | 53% |
| Drew Junior/Senior Academy | 55% |
| Drew Staff – Both Campuses | 81% |

**Last update from APS via GRITS was March 2022. Included individuals have received at least 2 doses in a two-dose series or one in a one dose series; eligible 5-18 year-old students included*

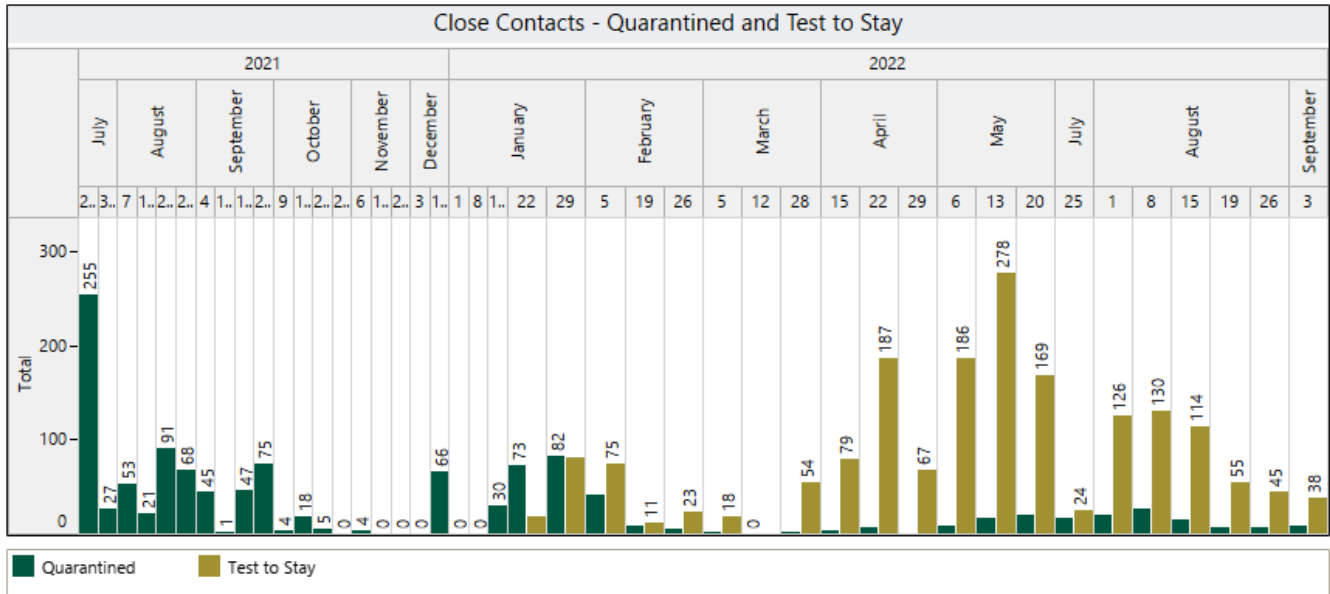
Longitudinal Reporting (July 2021 – Present)

Total Positive Cases



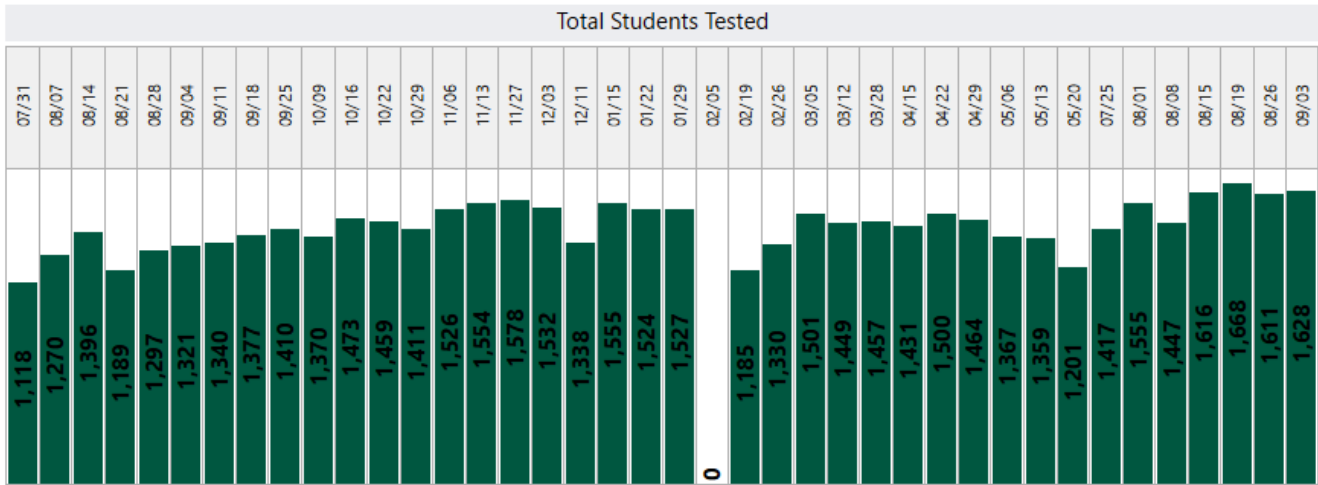
*Non-school or virtual weeks excluded

Total Students Identified as School-Based Close Contacts*



*Includes students who were identified during contact tracing as having close contact with a student or staff member who has tested positive for COVID-19; No students tested during virtual school week. Students who opted out of test to stay are included in the TTS totals.

Total Students Tested



* Non-school or virtual weeks excluded, Test Vendor changed to Viral Solutions in February 2022