

Survey Response Counts

Section: Purpose and Direction

Question / Institution			Strongly Agree		Agree		Neutral		Total	
			#	%	#	%	#	%	#	%
1. Our school's purpose statement is clearly focused on student success.	T. R. Simmons Elementary School	Average Score	21	63.64%	10	30.3%	2	6.06%	33	100%
		4.58	21	63.64%	10	30.3%	2	6.06%	33	100%
	Total	21	63.64%	10	30.3%	2	6.06%	33	100%	
2. Our school's purpose statement is formally reviewed and revised with involvement from stakeholders.	T. R. Simmons Elementary School	Average Score	15	45.45%	14	42.42%	4	12.12%	33	100%
		4.33	15	45.45%	14	42.42%	4	12.12%	33	100%
	Total	15	45.45%	14	42.42%	4	12.12%	33	100%	
3. Our school's purpose statement is based on shared values and beliefs that guide decision-making.	T. R. Simmons Elementary School	Average Score	18	54.55%	12	36.36%	3	9.09%	33	100%
		4.45	18	54.55%	12	36.36%	3	9.09%	33	100%
	Total	18	54.55%	12	36.36%	3	9.09%	33	100%	
4. Our school's purpose statement is supported by the policies and practices adopted by the school board or governing body.	T. R. Simmons Elementary School	Average Score	18	54.55%	13	39.39%	2	6.06%	33	100%
		4.48	18	54.55%	13	39.39%	2	6.06%	33	100%
	Total	18	54.55%	13	39.39%	2	6.06%	33	100%	
5. Our school has a continuous improvement process based on data, goals, actions, and measures for growth.	T. R. Simmons Elementary School	Average Score	20	60.61%	12	36.36%	1	3.03%	33	100%
		4.58	20	60.61%	12	36.36%	1	3.03%	33	100%
	Total	20	60.61%	12	36.36%	1	3.03%	33	100%	
Total			92	55.76%	61	36.97%	12	7.27%	165	100%

Section: Governance and Leadership

Question / Institution			Strongly Agree		Agree		Neutral		Disagree		Strongly Disagree		Total	
			#	%	#	%	#	%	#	%	#	%	#	%
6. Our school's governing body or school board complies with all policies, procedures, laws, and regulations.	T. R. Simmons Elementary School	Average Score	13	39.39%	16	48.48%	2	6.06%	2	6.06%	0	0%	33	100%
		4.21	13	39.39%	16	48.48%	2	6.06%	2	6.06%	0	0%	33	100%
	Total	13	39.39%	16	48.48%	2	6.06%	2	6.06%	0	0%	33	100%	
7. Our school's governing body or school board maintains a distinction between its roles and responsibilities and those of school leadership.	T. R. Simmons Elementary School	Average Score	11	33.33%	16	48.48%	5	15.15%	1	3.03%	0	0%	33	100%
		4.12	11	33.33%	16	48.48%	5	15.15%	1	3.03%	0	0%	33	100%
	Total	11	33.33%	16	48.48%	5	15.15%	1	3.03%	0	0%	33	100%	
8. Our school's leaders support an innovative and collaborative culture.	T. R. Simmons Elementary School	Average Score	10	30.3%	17	51.52%	6	18.18%	0	0%	0	0%	33	100%
		4.12	10	30.3%	17	51.52%	6	18.18%	0	0%	0	0%	33	100%
	Total	10	30.3%	17	51.52%	6	18.18%	0	0%	0	0%	33	100%	
9. Our school's leaders expect staff members to hold all students to high academic standards.	T. R. Simmons Elementary School	Average Score	17	51.52%	15	45.45%	1	3.03%	0	0%	0	0%	33	100%
		4.48	17	51.52%	15	45.45%	1	3.03%	0	0%	0	0%	33	100%
	Total	17	51.52%	15	45.45%	1	3.03%	0	0%	0	0%	33	100%	
10. Our school's leaders hold themselves accountable for student learning.	T. R. Simmons Elementary School	Average Score	15	45.45%	11	33.33%	6	18.18%	1	3.03%	0	0%	33	100%
		4.21	15	45.45%	11	33.33%	6	18.18%	1	3.03%	0	0%	33	100%
	Total	15	45.45%	11	33.33%	6	18.18%	1	3.03%	0	0%	33	100%	
11. Our school's leaders hold all staff members accountable for student learning.	T. R. Simmons Elementary School	Average Score	18	54.55%	11	33.33%	3	9.09%	1	3.03%	0	0%	33	100%
		4.39	18	54.55%	11	33.33%	3	9.09%	1	3.03%	0	0%	33	100%
	Total	18	54.55%	11	33.33%	3	9.09%	1	3.03%	0	0%	33	100%	
12. Our school's leaders regularly evaluate staff members on criteria designed to improve teaching and learning.	T. R. Simmons Elementary School	Average Score	12	36.36%	13	39.39%	4	12.12%	3	9.09%	1	3.03%	33	100%
		3.97	12	36.36%	13	39.39%	4	12.12%	3	9.09%	1	3.03%	33	100%
	Total	12	36.36%	13	39.39%	4	12.12%	3	9.09%	1	3.03%	33	100%	
13. Our school's leaders ensure all staff members use supervisory feedback to improve student learning.	T. R. Simmons Elementary School	Average Score	11	33.33%	14	42.42%	4	12.12%	4	12.12%	0	0%	33	100%
		3.97	11	33.33%	14	42.42%	4	12.12%	4	12.12%	0	0%	33	100%
	Total	11	33.33%	14	42.42%	4	12.12%	4	12.12%	0	0%	33	100%	

Question / Institution			Strongly Agree		Agree		Neutral		Disagree		Strongly Disagree		Total	
			#	%	#	%	#	%	#	%	#	%	#	%
14. Our school's leaders engage effectively with all stakeholders about the school's purpose and direction.	T. R. Simmons Elementary School	Average Score	13	39.39%	14	42.42%	5	15.15%	1	3.03%	0	0%	33	100%
		4.18	13	39.39%	14	42.42%	5	15.15%	1	3.03%	0	0%	33	100%
	Total	13	39.39%	14	42.42%	5	15.15%	1	3.03%	0	0%	33	100%	
15. Our school's leaders provide opportunities for stakeholders to be involved in the school.	T. R. Simmons Elementary School	Average Score	13	39.39%	15	45.45%	5	15.15%	0	0%	0	0%	33	100%
		4.24	13	39.39%	15	45.45%	5	15.15%	0	0%	0	0%	33	100%
	Total	13	39.39%	15	45.45%	5	15.15%	0	0%	0	0%	33	100%	
Total			133	40.3%	142	43.03%	41	12.42%	13	3.94%	1	0.3%	330	100%

Section: Teaching and Assessing for Learning

Question / Institution			Strongly Agree		Agree		Neutral		Disagree		Not Applicable		Total	
			#	%	#	%	#	%	#	%	#	%	#	%
16. All teachers in our school monitor and adjust curriculum, instruction, and assessment based on data from student assessments and examination of professional practice.	T. R. Simmons Elementary School	Average Score	18	56.25%	13	40.62%	1	3.12%	0	0%	0	0%	32	100%
		4.53	18	56.25%	13	40.62%	1	3.12%	0	0%	0	0%	32	100%
	Total	18	56.25%	13	40.62%	1	3.12%	0	0%	0	0%	32	100%	
17. All teachers in our school personalize instructional strategies and interventions to address individual learning needs of students.	T. R. Simmons Elementary School	Average Score	17	53.12%	14	43.75%	1	3.12%	0	0%	0	0%	32	100%
		4.5	17	53.12%	14	43.75%	1	3.12%	0	0%	0	0%	32	100%
	Total	17	53.12%	14	43.75%	1	3.12%	0	0%	0	0%	32	100%	

Question / Institution			Strongly Agree		Agree		Neutral		Disagree		Not Applicable		Total	
			#	%	#	%	#	%	#	%	#	%	#	%
18. All teachers in our school regularly use instructional strategies that require student collaboration, self-reflection, and development of critical thinking skills.	T. R. Simmons Elementary School	Average Score	16	50%	16	50%	0	0%	0	0%	0	0%	32	100%
		4.5	16	50%	16	50%	0	0%	0	0%	0	0%	32	100%
	Total	16	50%	16	50%	0	0%	0	0%	0	0%	32	100%	
19. All teachers in our school use a variety of technologies as instructional resources.	T. R. Simmons Elementary School	Average Score	20	62.5%	11	34.38%	1	3.12%	0	0%	0	0%	32	100%
		4.59	20	62.5%	11	34.38%	1	3.12%	0	0%	0	0%	32	100%
	Total	20	62.5%	11	34.38%	1	3.12%	0	0%	0	0%	32	100%	
20. All teachers in our school use a process to inform students of their learning expectations and standards of performance.	T. R. Simmons Elementary School	Average Score	18	56.25%	14	43.75%	0	0%	0	0%	0	0%	32	100%
		4.56	18	56.25%	14	43.75%	0	0%	0	0%	0	0%	32	100%
	Total	18	56.25%	14	43.75%	0	0%	0	0%	0	0%	32	100%	
21. All teachers in our school provide students with specific and timely feedback about their learning.	T. R. Simmons Elementary School	Average Score	17	53.12%	15	46.88%	0	0%	0	0%	0	0%	32	100%
		4.53	17	53.12%	15	46.88%	0	0%	0	0%	0	0%	32	100%
	Total	17	53.12%	15	46.88%	0	0%	0	0%	0	0%	32	100%	
22. All teachers in our school use multiple types of assessments to modify instruction and to revise the curriculum.	T. R. Simmons Elementary School	Average Score	17	53.12%	13	40.62%	2	6.25%	0	0%	0	0%	32	100%
		4.47	17	53.12%	13	40.62%	2	6.25%	0	0%	0	0%	32	100%
	Total	17	53.12%	13	40.62%	2	6.25%	0	0%	0	0%	32	100%	
23. All teachers in our school use consistent common grading and reporting policies across grade levels and courses based on clearly defined criteria.	T. R. Simmons Elementary School	Average Score	18	56.25%	12	37.5%	1	3.12%	1	3.12%	0	0%	32	100%
		4.47	18	56.25%	12	37.5%	1	3.12%	1	3.12%	0	0%	32	100%
	Total	18	56.25%	12	37.5%	1	3.12%	1	3.12%	0	0%	32	100%	
24. All teachers in our school participate in collaborative learning communities that meet both informally and formally across grade levels and content areas.	T. R. Simmons Elementary School	Average Score	19	59.38%	12	37.5%	1	3.12%	0	0%	0	0%	32	100%
		4.56	19	59.38%	12	37.5%	1	3.12%	0	0%	0	0%	32	100%
	Total	19	59.38%	12	37.5%	1	3.12%	0	0%	0	0%	32	100%	

Question / Institution			Strongly Agree		Agree		Neutral		Disagree		Not Applicable		Total	
			#	%	#	%	#	%	#	%	#	%	#	%
25. All teachers in our school have been trained to implement a formal process that promotes discussion about student learning (e.g., action research, examination of student work, reflection, study teams, and peer coaching).	T. R. Simmons Elementary School	Average Score	18	56.25%	11	34.38%	3	9.38%	0	0%	0	0%	32	100%
		4.47	18	56.25%	11	34.38%	3	9.38%	0	0%	0	0%	32	100%
	Total	18	56.25%	11	34.38%	3	9.38%	0	0%	0	0%	32	100%	
26. In our school, challenging curriculum and learning experiences provide equity for all students in the development of learning, thinking, and life skills.	T. R. Simmons Elementary School	Average Score	17	53.12%	14	43.75%	1	3.12%	0	0%	0	0%	32	100%
		4.5	17	53.12%	14	43.75%	1	3.12%	0	0%	0	0%	32	100%
	Total	17	53.12%	14	43.75%	1	3.12%	0	0%	0	0%	32	100%	
27. In our school, related learning support services are provided for all students based on their needs.	T. R. Simmons Elementary School	Average Score	19	59.38%	12	37.5%	0	0%	1	3.12%	0	0%	32	100%
		4.53	19	59.38%	12	37.5%	0	0%	1	3.12%	0	0%	32	100%
	Total	19	59.38%	12	37.5%	0	0%	1	3.12%	0	0%	32	100%	
28. In our school, a formal structure exists so that each student is well known by at least one adult advocate in the school who supports that student's educational experience.	T. R. Simmons Elementary School	Average Score	18	56.25%	10	31.25%	3	9.38%	0	0%	1	3.12%	32	100%
		4.34	18	56.25%	10	31.25%	3	9.38%	0	0%	1	3.12%	32	100%
	Total	18	56.25%	10	31.25%	3	9.38%	0	0%	1	3.12%	32	100%	
29. In our school, all staff members use student data to address the unique learning needs of all students.	T. R. Simmons Elementary School	Average Score	21	65.62%	11	34.38%	0	0%	0	0%	0	0%	32	100%
		4.66	21	65.62%	11	34.38%	0	0%	0	0%	0	0%	32	100%
	Total	21	65.62%	11	34.38%	0	0%	0	0%	0	0%	32	100%	
30. In our school, staff members provide peer coaching to teachers.	T. R. Simmons Elementary School	Average Score	11	34.38%	15	46.88%	5	15.62%	1	3.12%	0	0%	32	100%
		4.12	11	34.38%	15	46.88%	5	15.62%	1	3.12%	0	0%	32	100%
	Total	11	34.38%	15	46.88%	5	15.62%	1	3.12%	0	0%	32	100%	

Question / Institution			Strongly Agree		Agree		Neutral		Disagree		Not Applicable		Total	
			#	%	#	%	#	%	#	%	#	%	#	%
31. In our school, a formal process is in place to support new staff members in their professional practice.	T. R. Simmons Elementary School	Average Score	13	40.62%	11	34.38%	6	18.75%	2	6.25%	0	0%	32	100%
		4.09	13	40.62%	11	34.38%	6	18.75%	2	6.25%	0	0%	32	100%
	Total		13	40.62%	11	34.38%	6	18.75%	2	6.25%	0	0%	32	100%
32. In our school, all staff members participate in continuous professional learning based on identified needs of the school.	T. R. Simmons Elementary School	Average Score	19	59.38%	11	34.38%	1	3.12%	1	3.12%	0	0%	32	100%
		4.5	19	59.38%	11	34.38%	1	3.12%	1	3.12%	0	0%	32	100%
	Total		19	59.38%	11	34.38%	1	3.12%	1	3.12%	0	0%	32	100%
33. In our school, a professional learning program is designed to build capacity among all professional and support staff members.	T. R. Simmons Elementary School	Average Score	16	50%	15	46.88%	0	0%	1	3.12%	0	0%	32	100%
		4.44	16	50%	15	46.88%	0	0%	1	3.12%	0	0%	32	100%
	Total		16	50%	15	46.88%	0	0%	1	3.12%	0	0%	32	100%
34. In our school, all school personnel regularly engage families in their children's learning progress.	T. R. Simmons Elementary School	Average Score	14	43.75%	16	50%	2	6.25%	0	0%	0	0%	32	100%
		4.38	14	43.75%	16	50%	2	6.25%	0	0%	0	0%	32	100%
	Total		14	43.75%	16	50%	2	6.25%	0	0%	0	0%	32	100%
35. In our school, all stakeholders are informed of policies, processes, and procedures related to grading and reporting.	T. R. Simmons Elementary School	Average Score	16	50%	11	34.38%	5	15.62%	0	0%	0	0%	32	100%
		4.34	16	50%	11	34.38%	5	15.62%	0	0%	0	0%	32	100%
	Total		16	50%	11	34.38%	5	15.62%	0	0%	0	0%	32	100%
Total			342	53.44%	257	40.16%	33	5.16%	7	1.09%	1	0.16%	640	100%

Section: Resources and Support Systems

Question / Institution			Strongly Agree		Agree		Neutral		Disagree		Total	
			#	%	#	%	#	%	#	%	#	%
36. Our school provides qualified staff members to support student learning.	T. R. Simmons Elementary School	Average Score	22	68.75%	10	31.25%	0	0%	0	0%	32	100%
		4.69	22	68.75%	10	31.25%	0	0%	0	0%	32	100%
	Total		22	68.75%	10	31.25%	0	0%	0	0%	32	100%

Question / Institution			Strongly Agree		Agree		Neutral		Disagree		Total	
			#	%	#	%	#	%	#	%	#	%
37. Our school provides instructional time and resources to support our school's goals and priorities.	T. R. Simmons Elementary School	Average Score	19	59.37%	10	31.25%	2	6.25%	1	3.12%	32	100%
		4.47	19	59.37%	10	31.25%	2	6.25%	1	3.12%	32	100%
	Total	19	59.37%	10	31.25%	2	6.25%	1	3.12%	32	100%	
38. Our school provides sufficient material resources to meet student needs.	T. R. Simmons Elementary School	Average Score	20	62.5%	11	34.37%	1	3.12%	0	0%	32	100%
		4.59	20	62.5%	11	34.37%	1	3.12%	0	0%	32	100%
	Total	20	62.5%	11	34.37%	1	3.12%	0	0%	32	100%	
39. Our school provides protected instructional time.	T. R. Simmons Elementary School	Average Score	11	34.37%	17	53.12%	3	9.38%	1	3.12%	32	100%
		4.19	11	34.37%	17	53.12%	3	9.38%	1	3.12%	32	100%
	Total	11	34.37%	17	53.12%	3	9.38%	1	3.12%	32	100%	
40. Our school provides a variety of information resources to support student learning.	T. R. Simmons Elementary School	Average Score	17	53.12%	15	46.88%	0	0%	0	0%	32	100%
		4.53	17	53.12%	15	46.88%	0	0%	0	0%	32	100%
	Total	17	53.12%	15	46.88%	0	0%	0	0%	32	100%	
41. Our school provides a plan for the acquisition and support of technology to support student learning.	T. R. Simmons Elementary School	Average Score	21	65.62%	10	31.25%	1	3.12%	0	0%	32	100%
		4.62	21	65.62%	10	31.25%	1	3.12%	0	0%	32	100%
	Total	21	65.62%	10	31.25%	1	3.12%	0	0%	32	100%	
42. Our school provides a plan for the acquisition and support of technology to support the school's operational needs.	T. R. Simmons Elementary School	Average Score	20	62.5%	12	37.5%	0	0%	0	0%	32	100%
		4.62	20	62.5%	12	37.5%	0	0%	0	0%	32	100%
	Total	20	62.5%	12	37.5%	0	0%	0	0%	32	100%	
43. Our school provides high quality student support services (e.g., counseling, referrals, educational, and career planning).	T. R. Simmons Elementary School	Average Score	20	62.5%	10	31.25%	1	3.12%	1	3.12%	32	100%
		4.53	20	62.5%	10	31.25%	1	3.12%	1	3.12%	32	100%
	Total	20	62.5%	10	31.25%	1	3.12%	1	3.12%	32	100%	
44. Our school provides opportunities for students to participate in activities that interest them.	T. R. Simmons Elementary School	Average Score	15	46.88%	15	46.88%	2	6.25%	0	0%	32	100%
		4.41	15	46.88%	15	46.88%	2	6.25%	0	0%	32	100%
	Total	15	46.88%	15	46.88%	2	6.25%	0	0%	32	100%	

Question / Institution			Strongly Agree		Agree		Neutral		Disagree		Total	
			#	%	#	%	#	%	#	%	#	%
45. Our school maintains facilities that support student learning.	T. R. Simmons Elementary School	Average Score	21	65.62%	11	34.37%	0	0%	0	0%	32	100%
		4.66	21	65.62%	11	34.37%	0	0%	0	0%	32	100%
	Total	21	65.62%	11	34.37%	0	0%	0	0%	32	100%	
46. Our school maintains facilities that contribute to a safe environment.	T. R. Simmons Elementary School	Average Score	22	68.75%	9	28.12%	1	3.12%	0	0%	32	100%
		4.66	22	68.75%	9	28.12%	1	3.12%	0	0%	32	100%
	Total	22	68.75%	9	28.12%	1	3.12%	0	0%	32	100%	
Total			208	59.09%	130	36.93%	11	3.12%	3	0.85%	352	100%

Section: Using Results for Continuous Improvement

Question / Institution			Strongly Agree		Agree		Neutral		Total	
			#	%	#	%	#	%	#	%
47. Our school uses multiple assessment measures to determine student learning and school performance.	T. R. Simmons Elementary School	Average Score	18	56.25%	14	43.75%	0	0%	32	100%
		4.56	18	56.25%	14	43.75%	0	0%	32	100%
	Total	18	56.25%	14	43.75%	0	0%	32	100%	
48. Our school employs consistent assessment measures across classrooms and courses.	T. R. Simmons Elementary School	Average Score	17	53.12%	14	43.75%	1	3.12%	32	100%
		4.5	17	53.12%	14	43.75%	1	3.12%	32	100%
	Total	17	53.12%	14	43.75%	1	3.12%	32	100%	
49. Our school has a systematic process for collecting, analyzing, and using data.	T. R. Simmons Elementary School	Average Score	15	46.87%	15	46.87%	2	6.25%	32	100%
		4.41	15	46.87%	15	46.87%	2	6.25%	32	100%
	Total	15	46.87%	15	46.87%	2	6.25%	32	100%	
50. Our school ensures all staff members are trained in the evaluation, interpretation, and use of data.	T. R. Simmons Elementary School	Average Score	13	40.62%	16	50%	3	9.37%	32	100%
		4.31	13	40.62%	16	50%	3	9.37%	32	100%
	Total	13	40.62%	16	50%	3	9.37%	32	100%	
51. Our school uses data to monitor student readiness and success at the next level.	T. R. Simmons Elementary School	Average Score	16	50%	16	50%	0	0%	32	100%
		4.5	16	50%	16	50%	0	0%	32	100%
	Total	16	50%	16	50%	0	0%	32	100%	

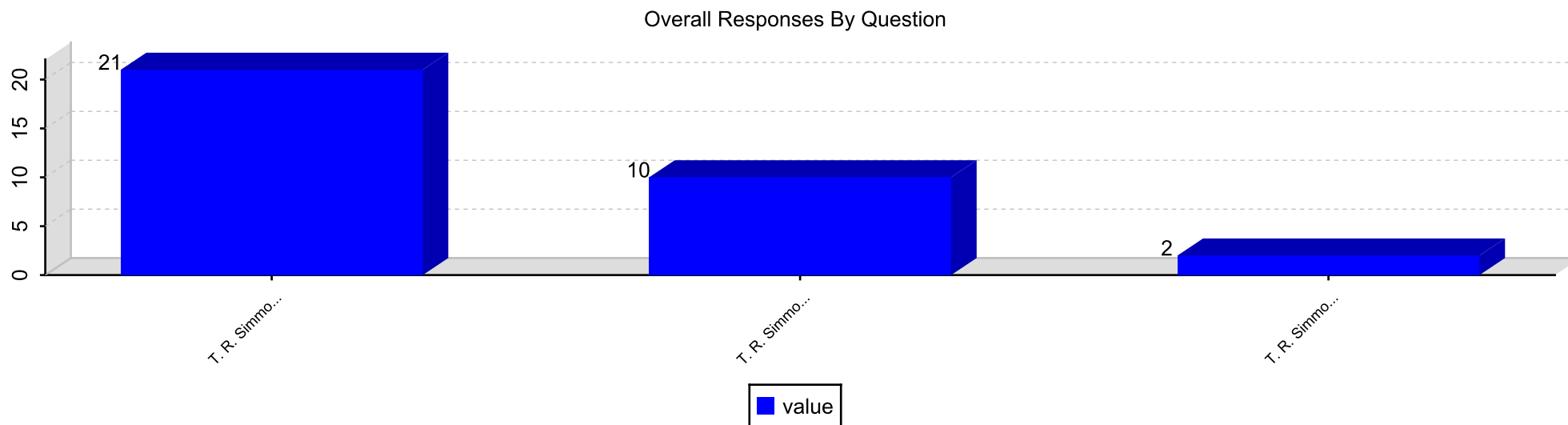
Question / Institution			Strongly Agree		Agree		Neutral		Total	
			#	%	#	%	#	%	#	%
52. Our school leaders monitor data related to student achievement.	T. R. Simmons Elementary School	Average Score	13	40.62%	19	59.38%	0	0%	32	100%
		4.41	13	40.62%	19	59.38%	0	0%	32	100%
	Total	13	40.62%	19	59.38%	0	0%	32	100%	
53. Our school leaders monitor data related to school continuous improvement goals.	T. R. Simmons Elementary School	Average Score	14	43.75%	16	50%	2	6.25%	32	100%
		4.38	14	43.75%	16	50%	2	6.25%	32	100%
	Total	14	43.75%	16	50%	2	6.25%	32	100%	
Total			106	47.32%	110	49.11%	8	3.57%	224	100%

Responses By Section and Question

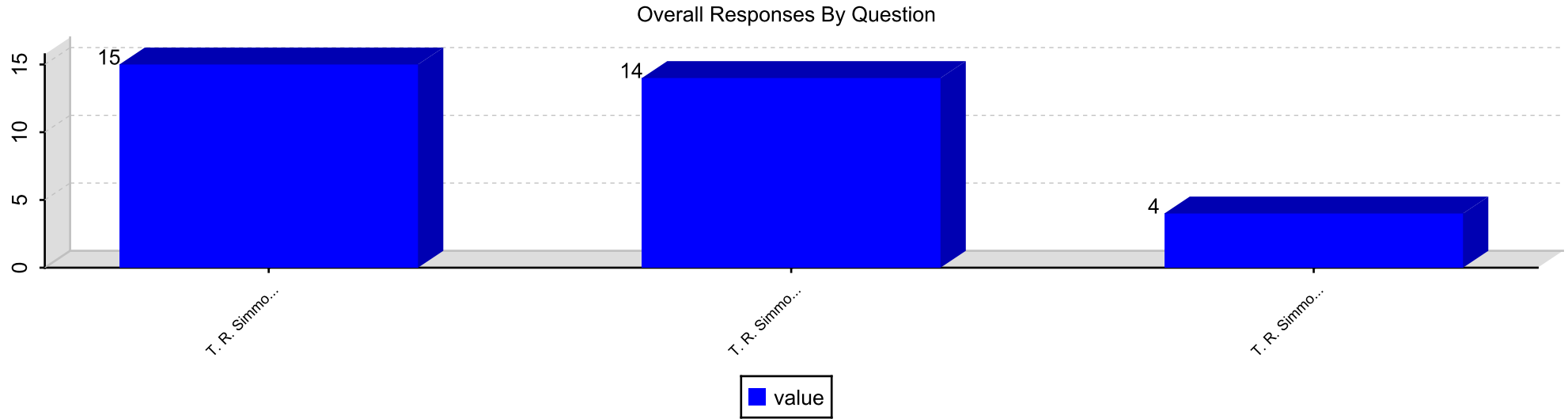
Section: Purpose and Direction

Responses By Question

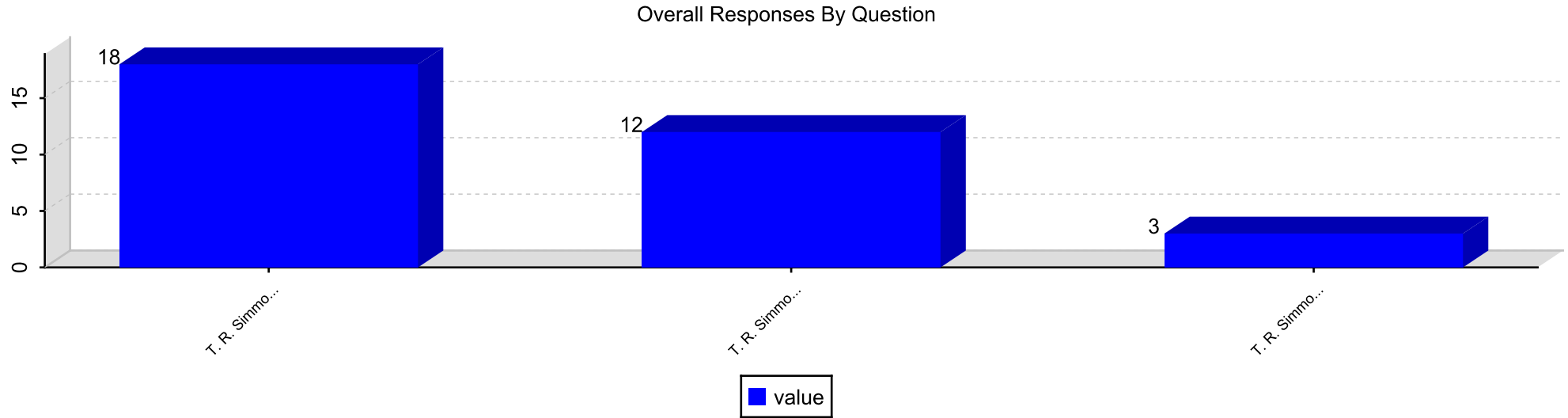
Question 1. Our school's purpose statement is clearly focused on student success.



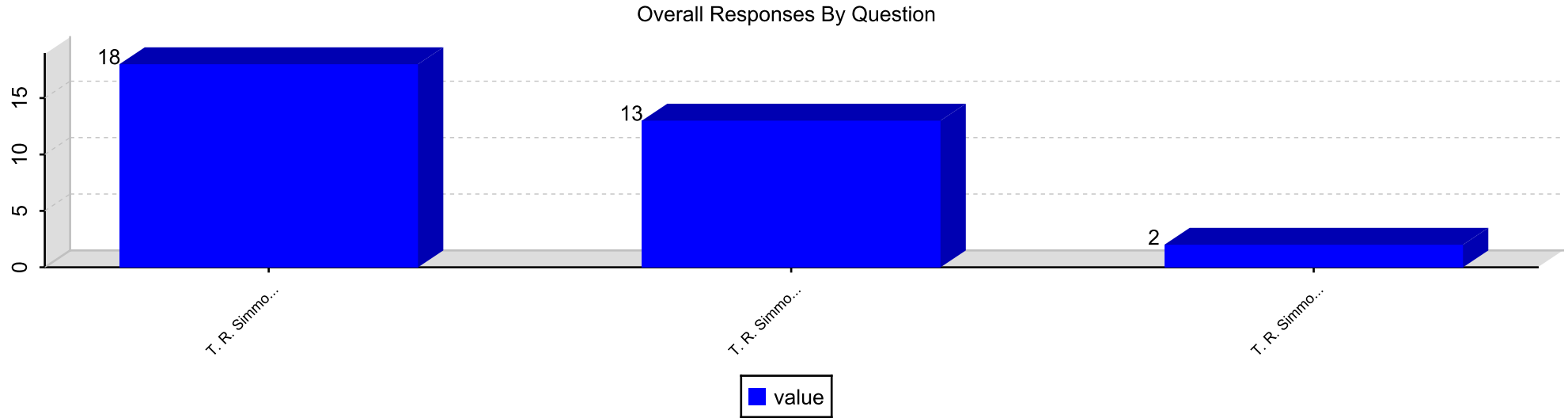
Question 2. Our school's purpose statement is formally reviewed and revised with involvement from stakeholders.



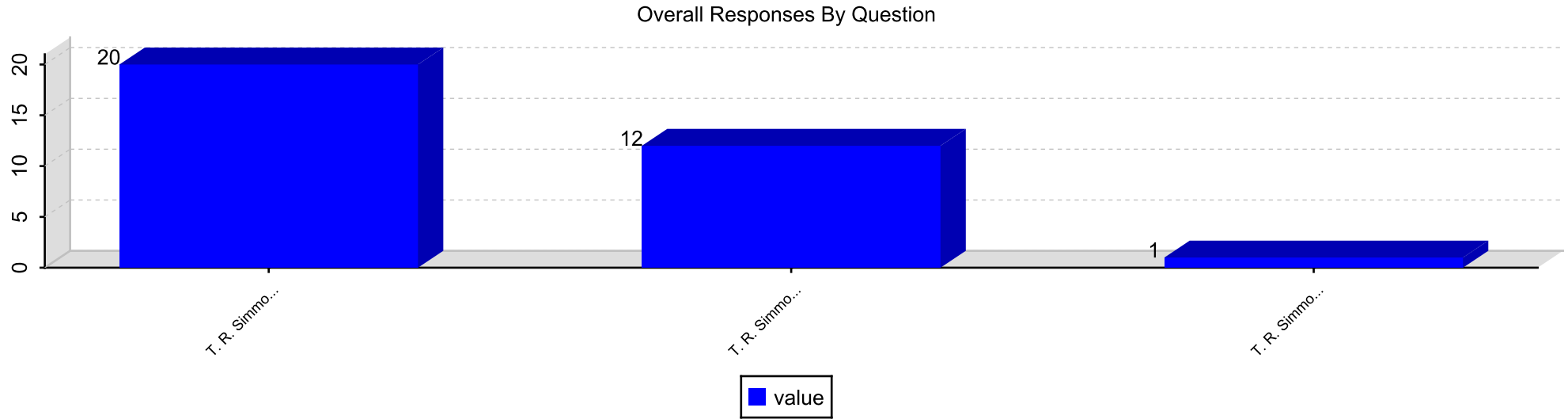
Question 3. Our school's purpose statement is based on shared values and beliefs that guide decision-making.



Question 4. Our school's purpose statement is supported by the policies and practices adopted by the school board or governing body.



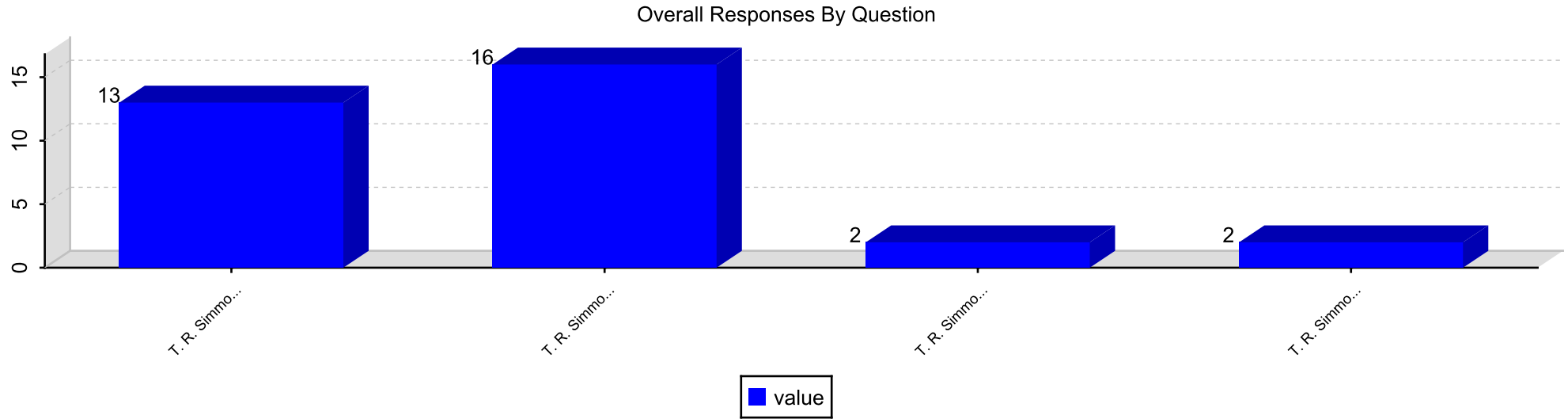
Question 5. Our school has a continuous improvement process based on data, goals, actions, and measures for growth.



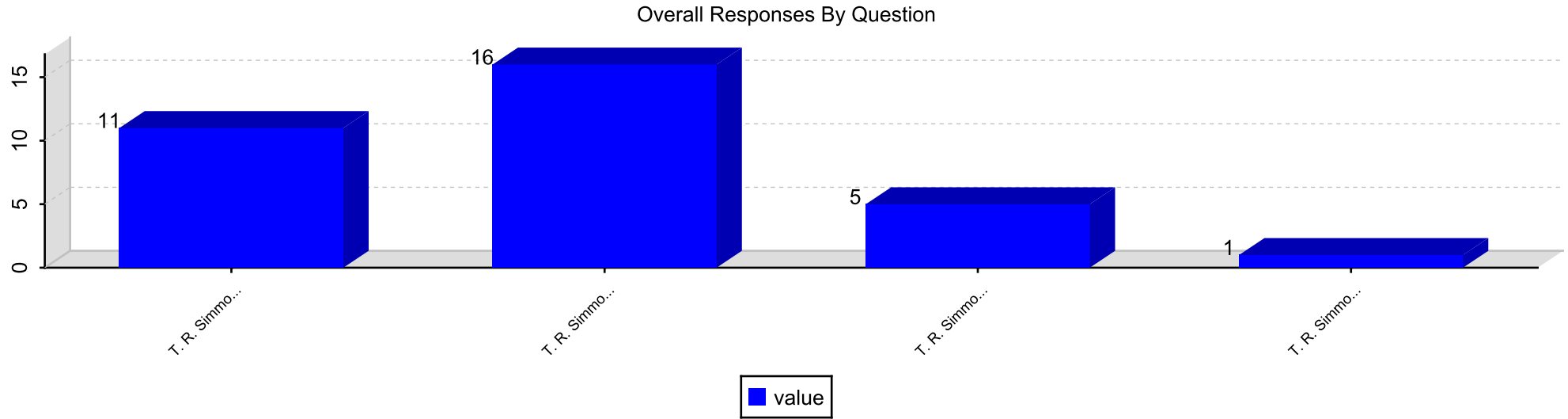
Section: Governance and Leadership

Responses By Question

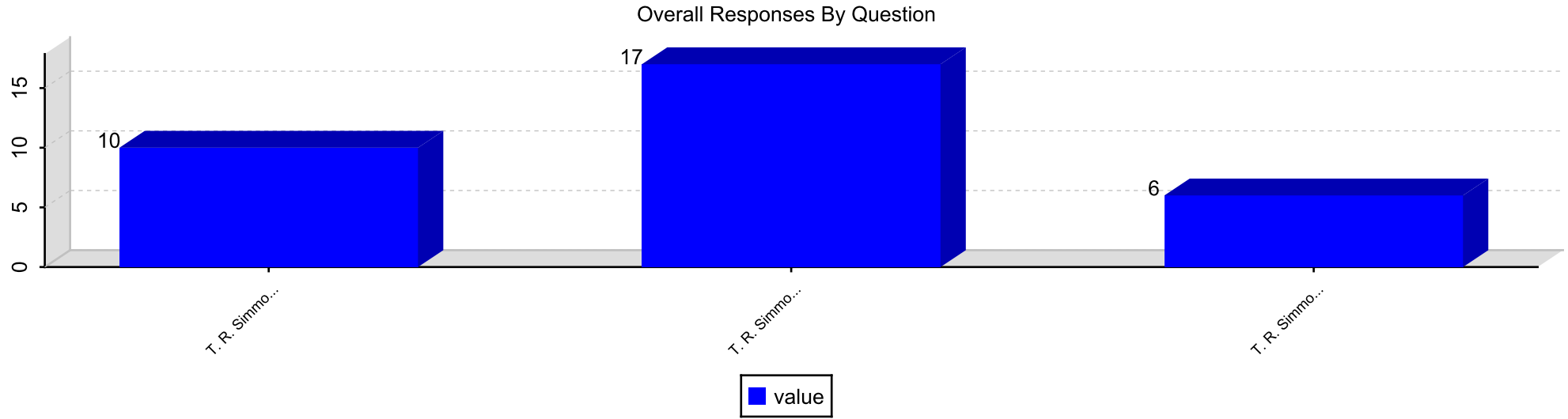
Question 6. Our school's governing body or school board complies with all policies, procedures, laws, and regulations.



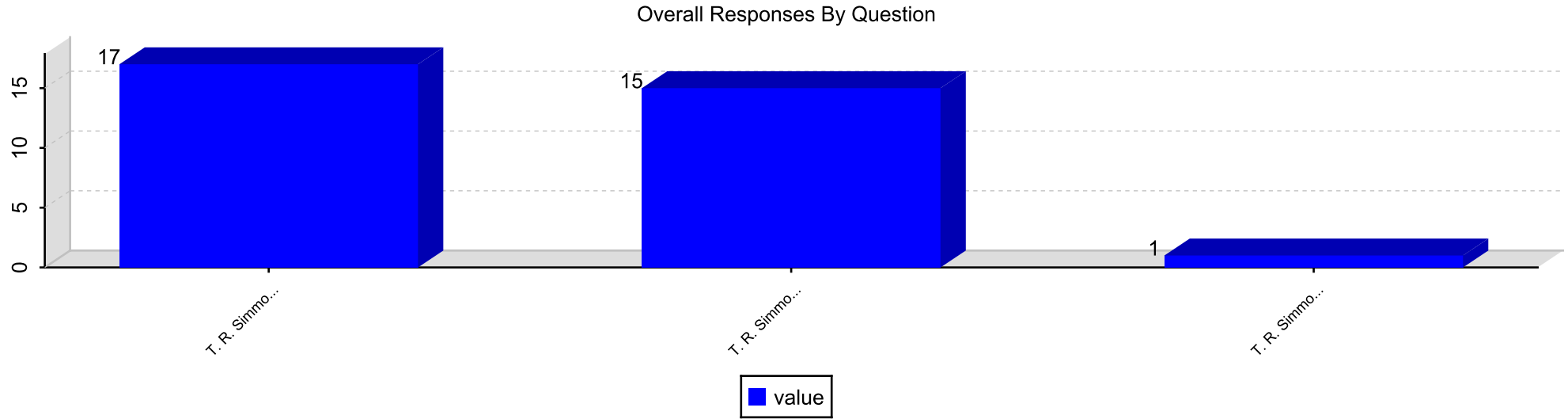
Question 7. Our school's governing body or school board maintains a distinction between its roles and responsibilities and those of school leadership.



Question 8. Our school's leaders support an innovative and collaborative culture.

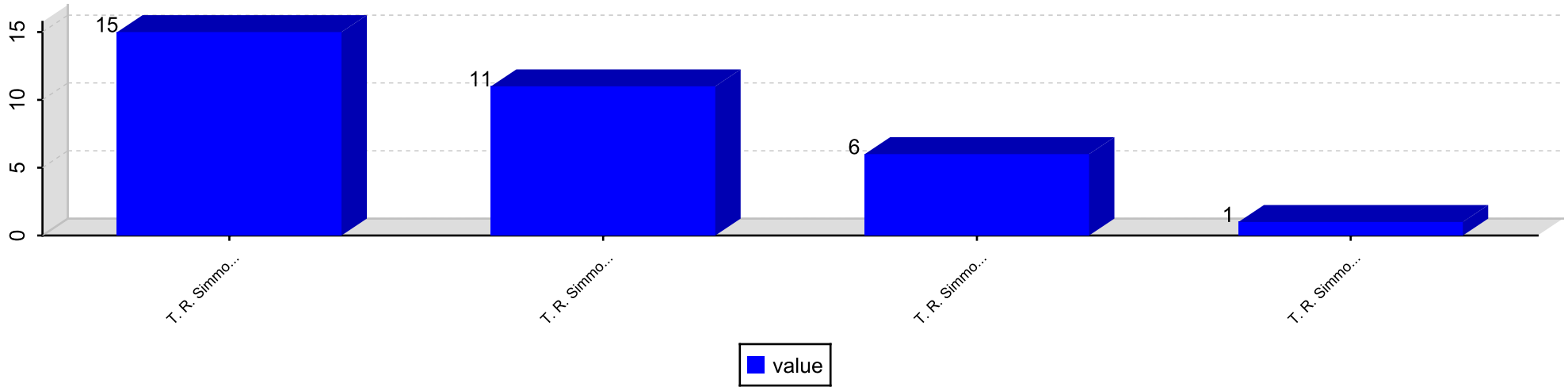


Question 9. Our school's leaders expect staff members to hold all students to high academic standards.



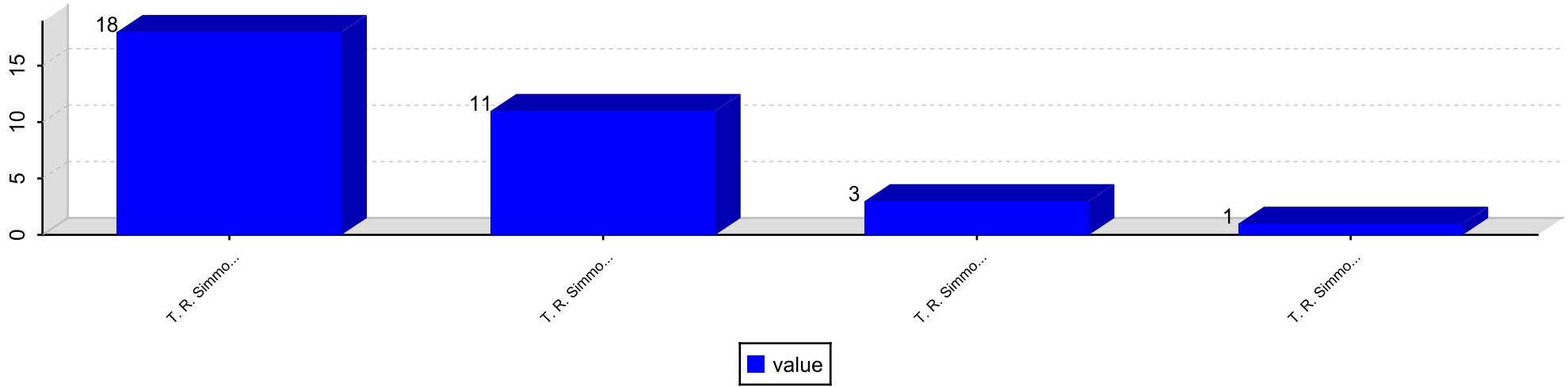
Question 10. Our school's leaders hold themselves accountable for student learning.

Overall Responses By Question

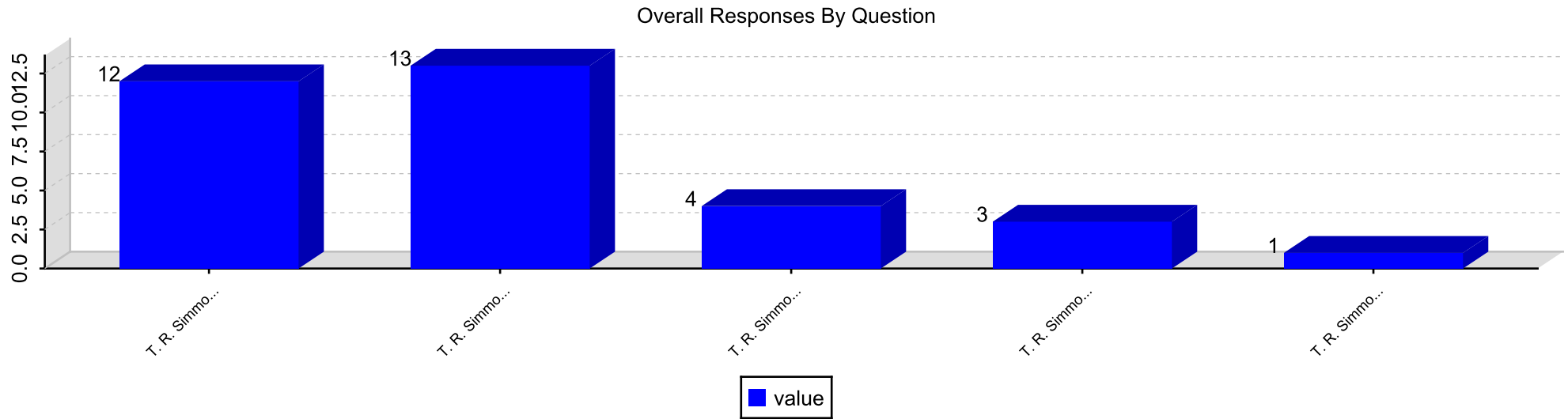


Question 11. Our school's leaders hold all staff members accountable for student learning.

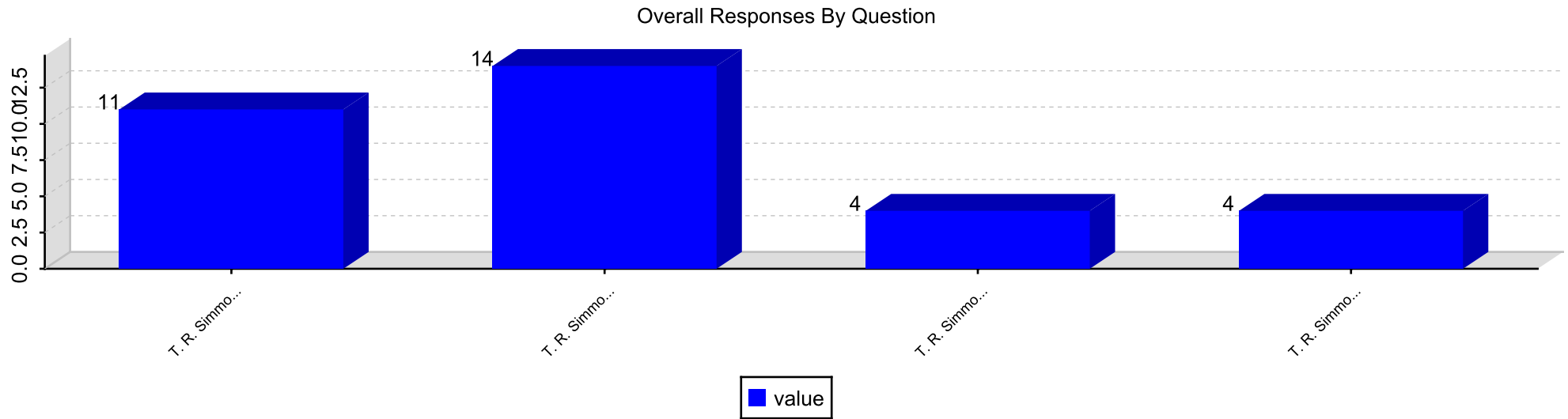
Overall Responses By Question



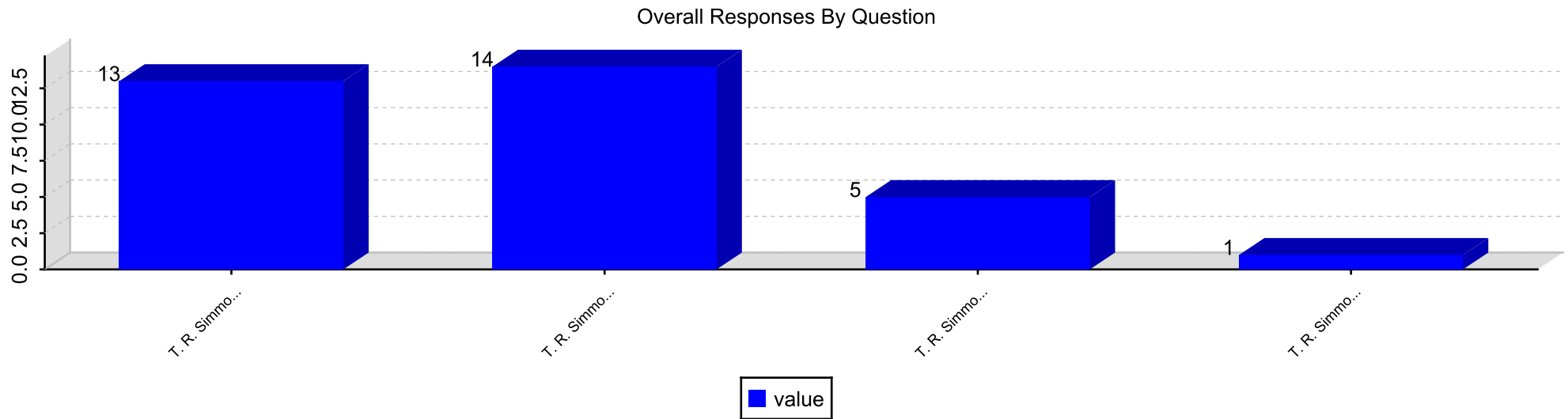
Question 12. Our school's leaders regularly evaluate staff members on criteria designed to improve teaching and learning.



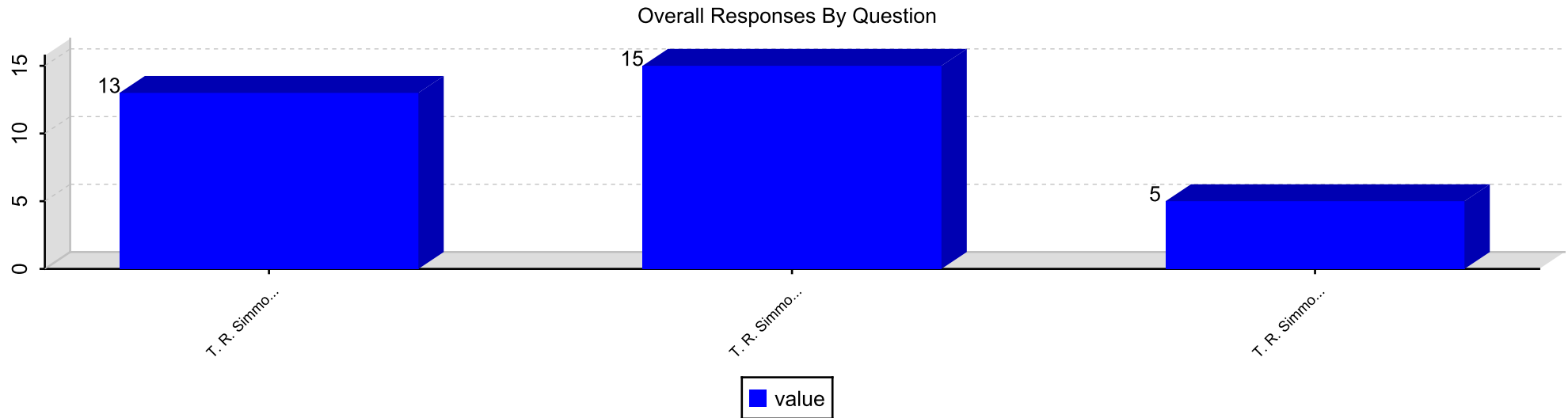
Question 13. Our school's leaders ensure all staff members use supervisory feedback to improve student learning.



Question 14. Our school's leaders engage effectively with all stakeholders about the school's purpose and direction.



Question 15. Our school's leaders provide opportunities for stakeholders to be involved in the school.

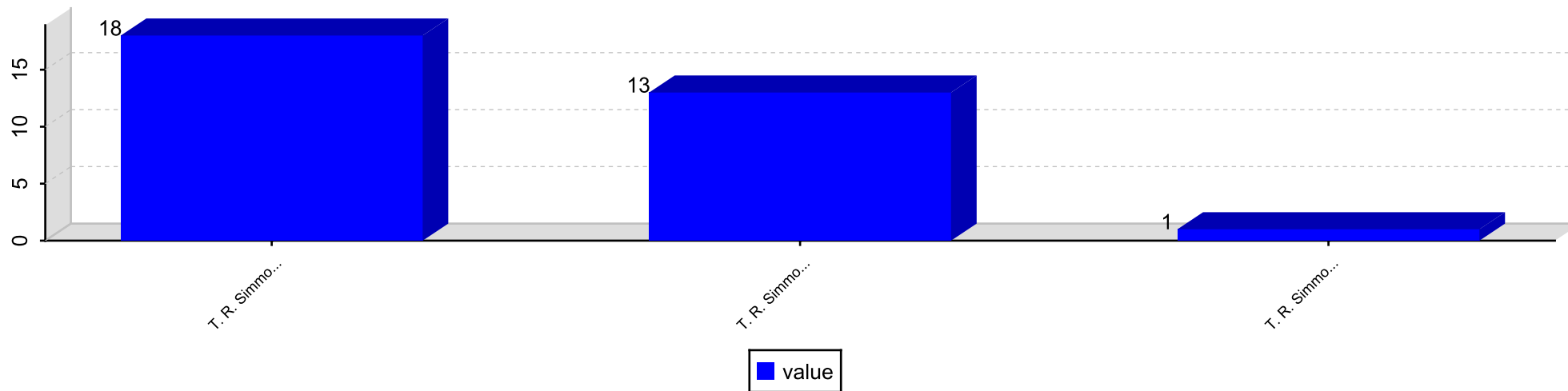


Section: Teaching and Assessing for Learning

Responses By Question

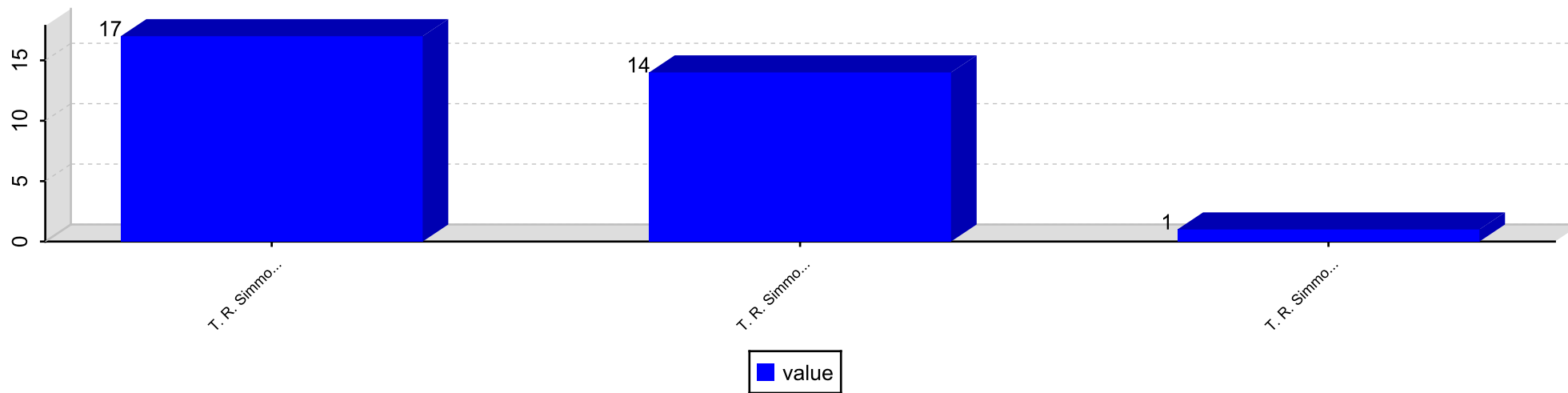
Question 16. All teachers in our school monitor and adjust curriculum, instruction, and assessment based on data from student assessments and examination of professional practice.

Overall Responses By Question

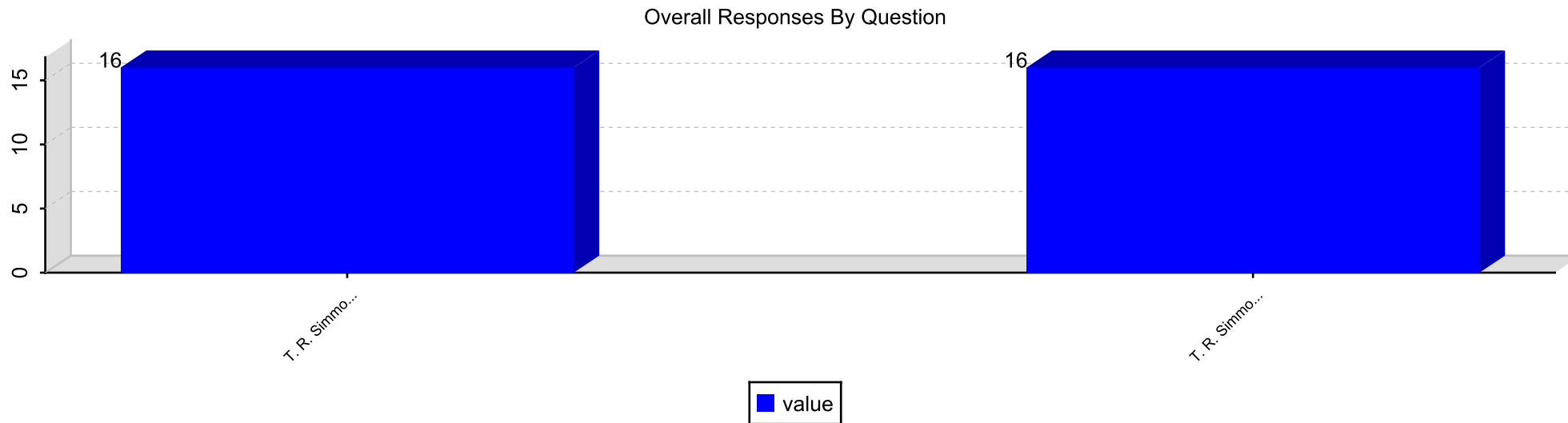


Question 17. All teachers in our school personalize instructional strategies and interventions to address individual learning needs of students.

Overall Responses By Question

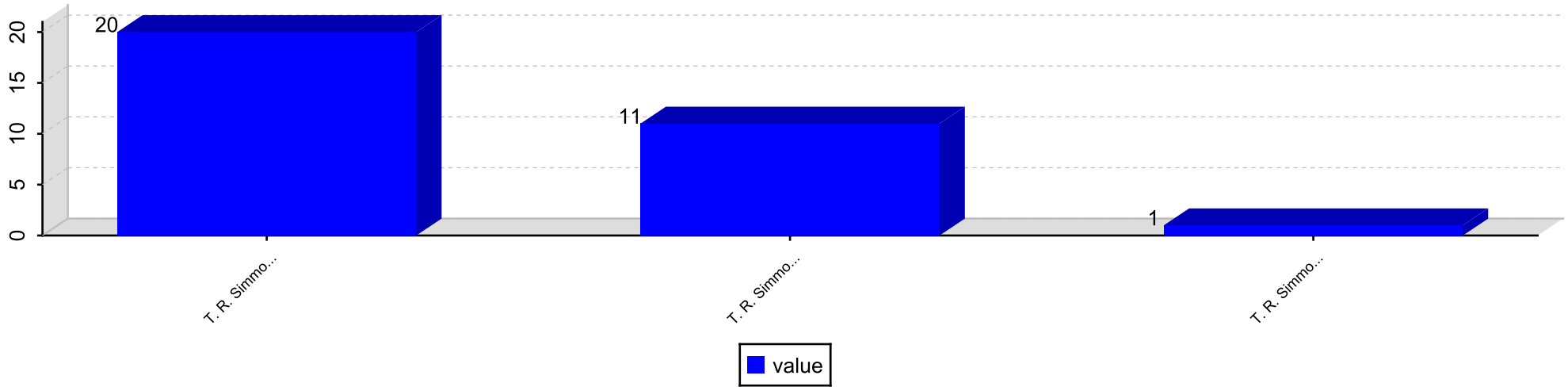


Question 18. All teachers in our school regularly use instructional strategies that require student collaboration, self-reflection, and development of critical thinking skills.



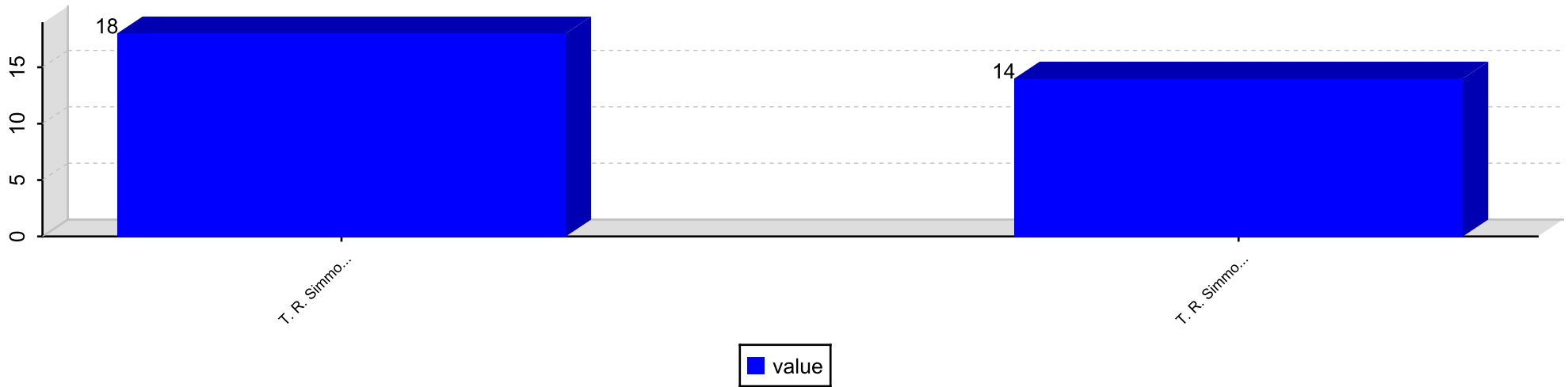
Question 19. All teachers in our school use a variety of technologies as instructional resources.

Overall Responses By Question

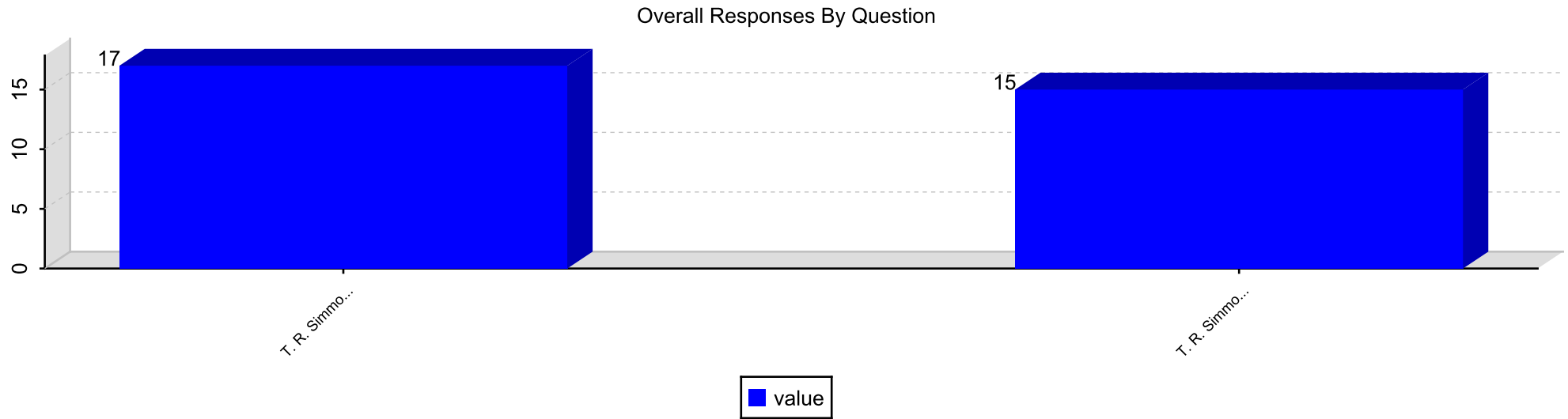


Question 20. All teachers in our school use a process to inform students of their learning expectations and standards of performance.

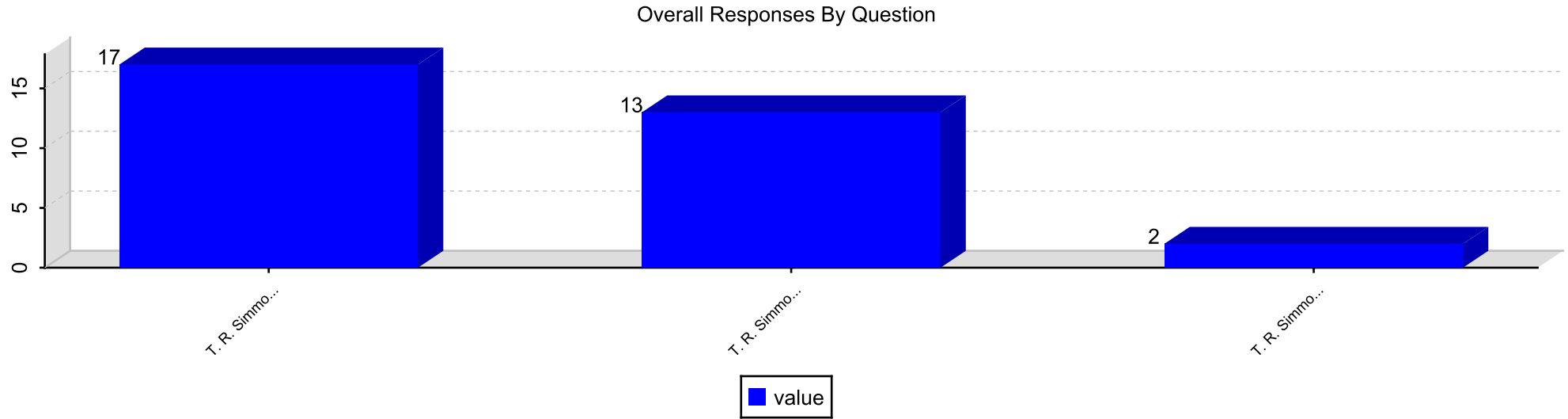
Overall Responses By Question



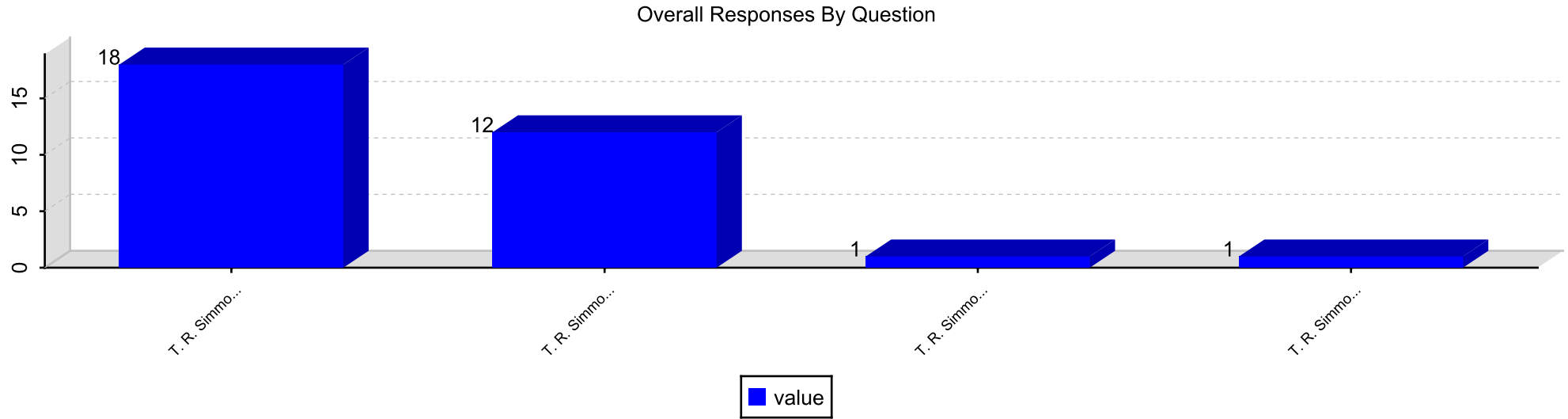
Question 21. All teachers in our school provide students with specific and timely feedback about their learning.



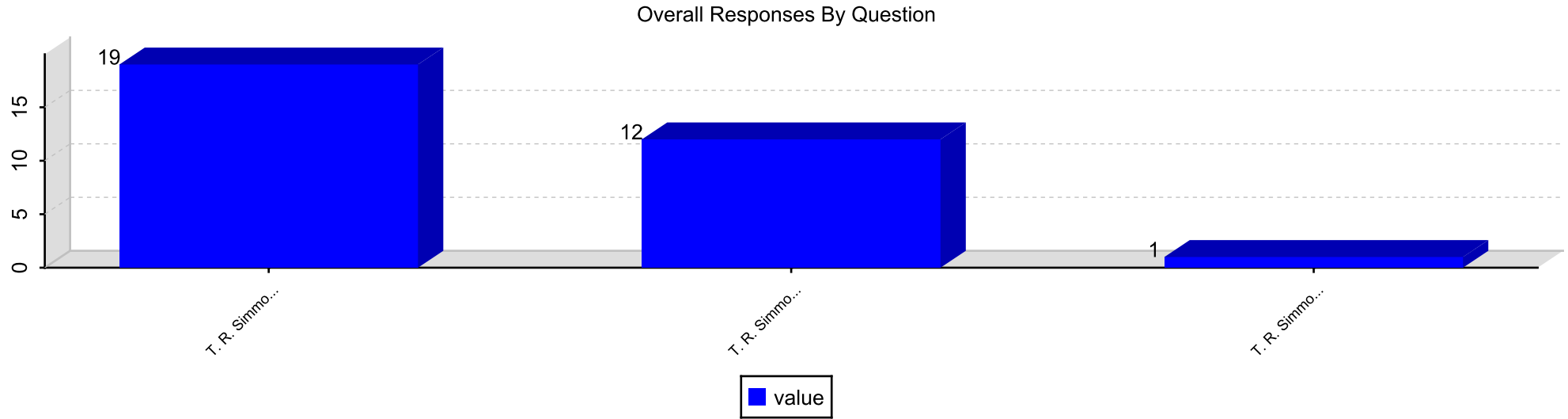
Question 22. All teachers in our school use multiple types of assessments to modify instruction and to revise the curriculum.



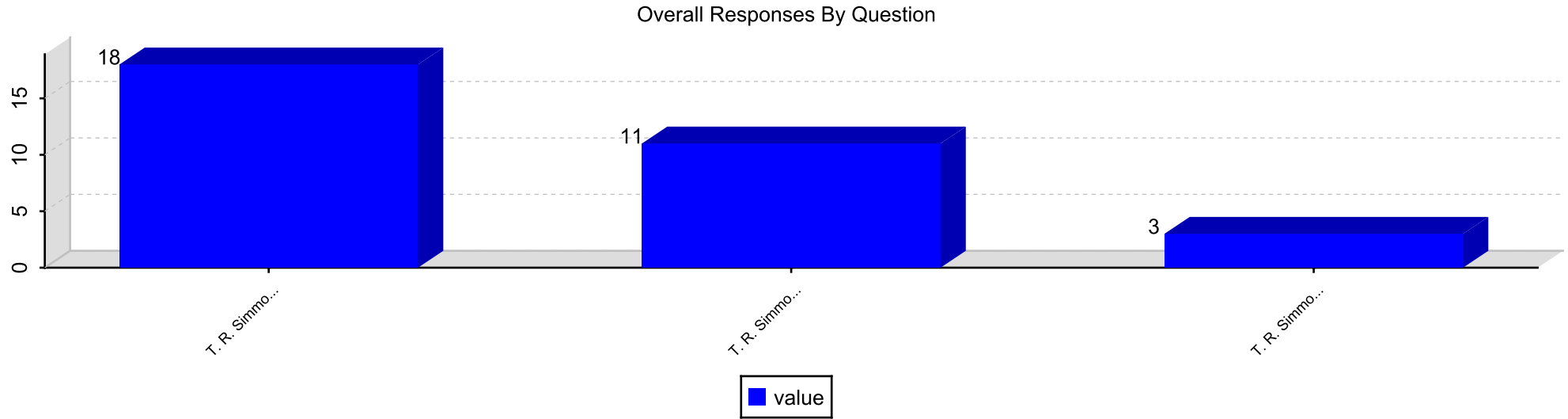
Question 23. All teachers in our school use consistent common grading and reporting policies across grade levels and courses based on clearly defined criteria.



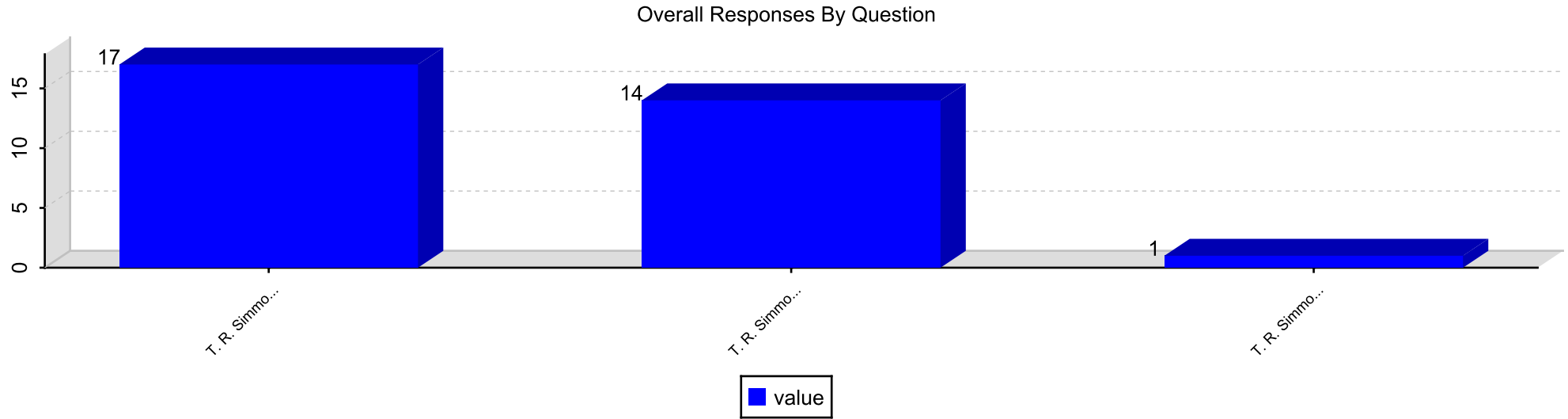
Question 24. All teachers in our school participate in collaborative learning communities that meet both informally and formally across grade levels and content areas.



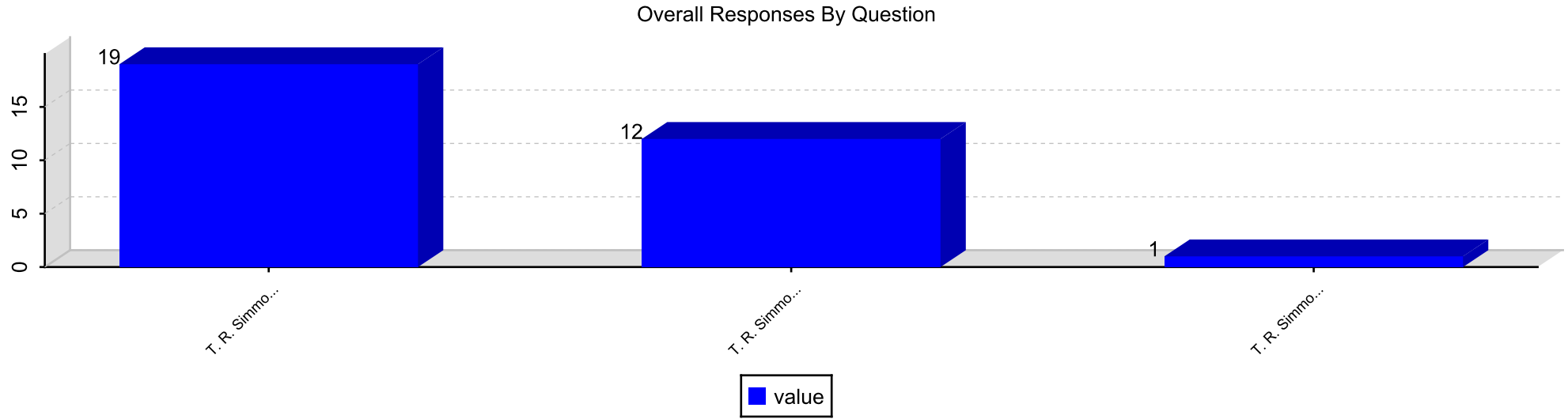
Question 25. All teachers in our school have been trained to implement a formal process that promotes discussion about student learning (e.g., action research, examination of student work, reflection, study teams, and peer coaching).



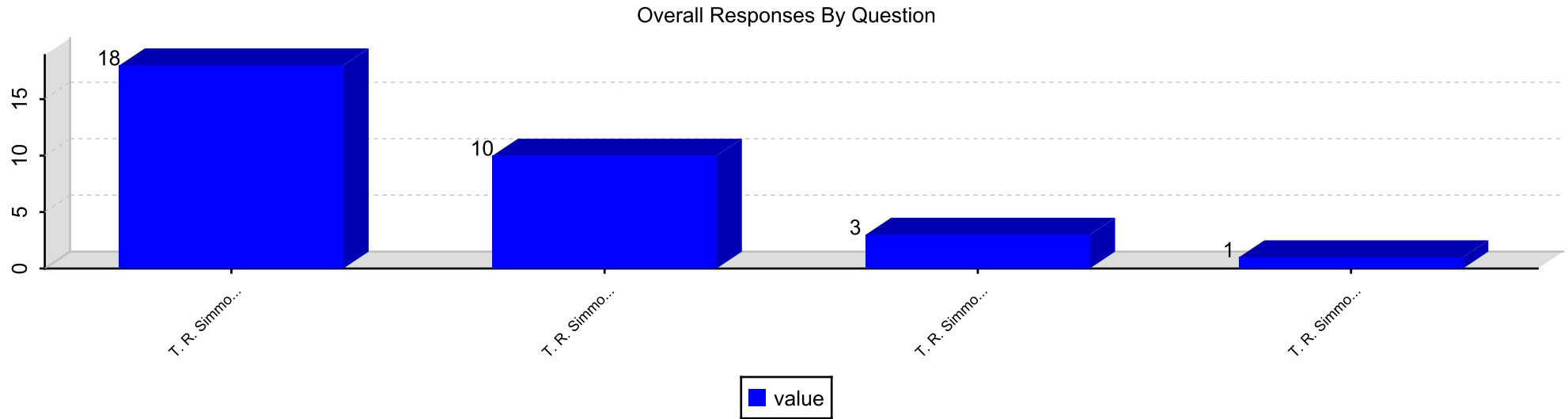
Question 26. In our school, challenging curriculum and learning experiences provide equity for all students in the development of learning, thinking, and life skills.



Question 27. In our school, related learning support services are provided for all students based on their needs.

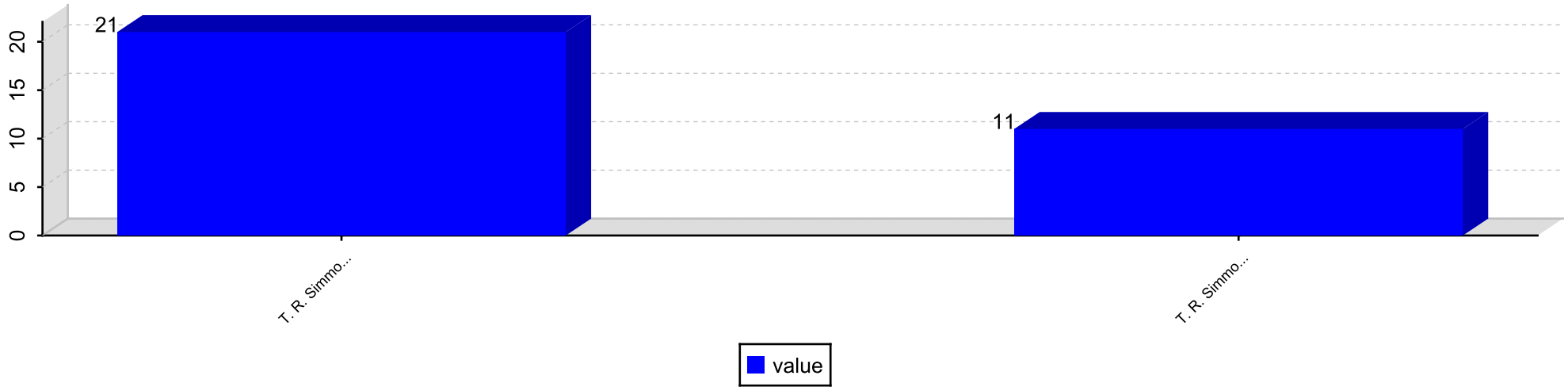


Question 28. In our school, a formal structure exists so that each student is well known by at least one adult advocate in the school who supports that student's educational experience.



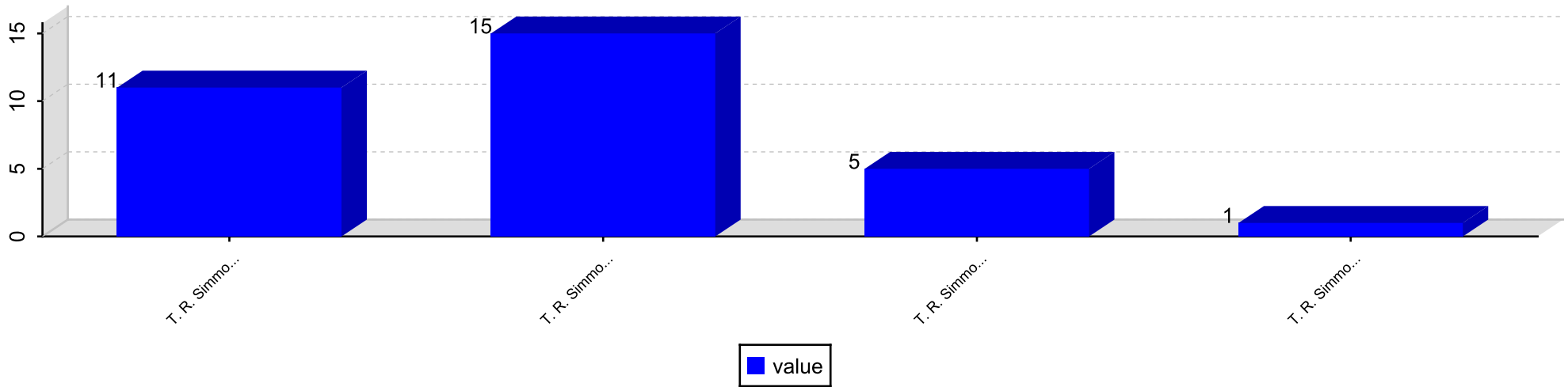
Question 29. In our school, all staff members use student data to address the unique learning needs of all students.

Overall Responses By Question

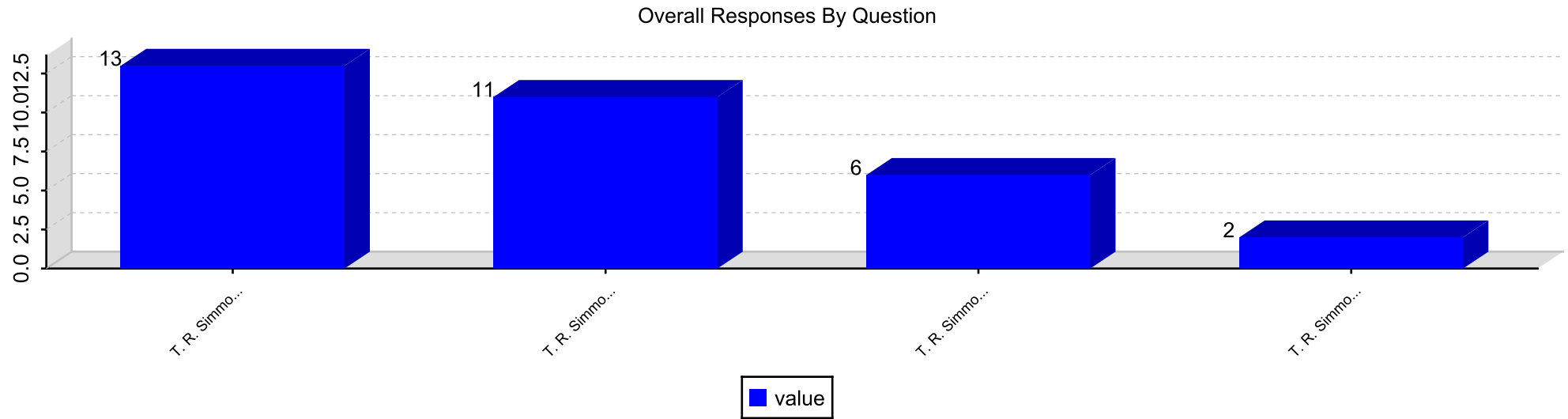


Question 30. In our school, staff members provide peer coaching to teachers.

Overall Responses By Question

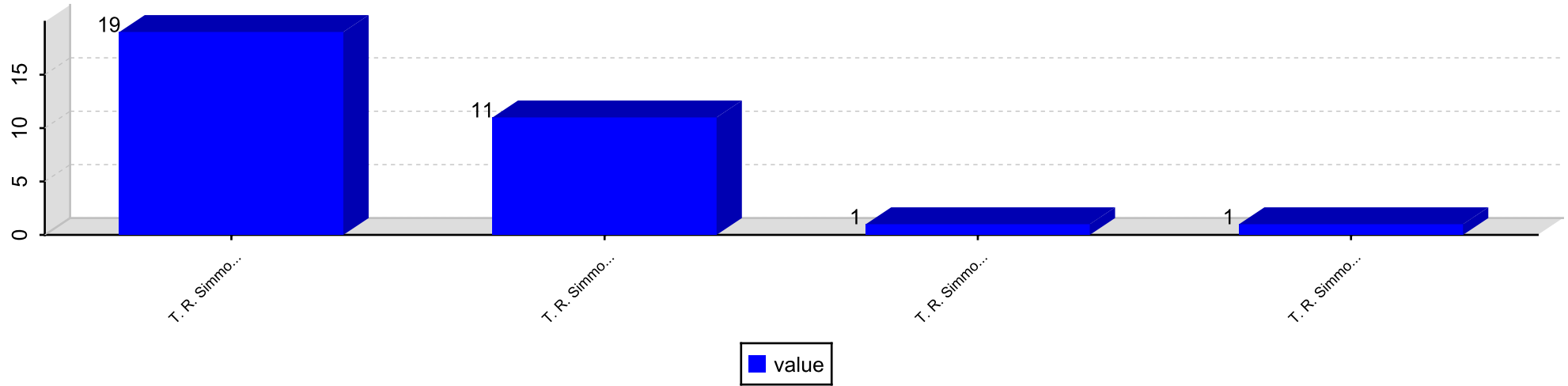


Question 31. In our school, a formal process is in place to support new staff members in their professional practice.



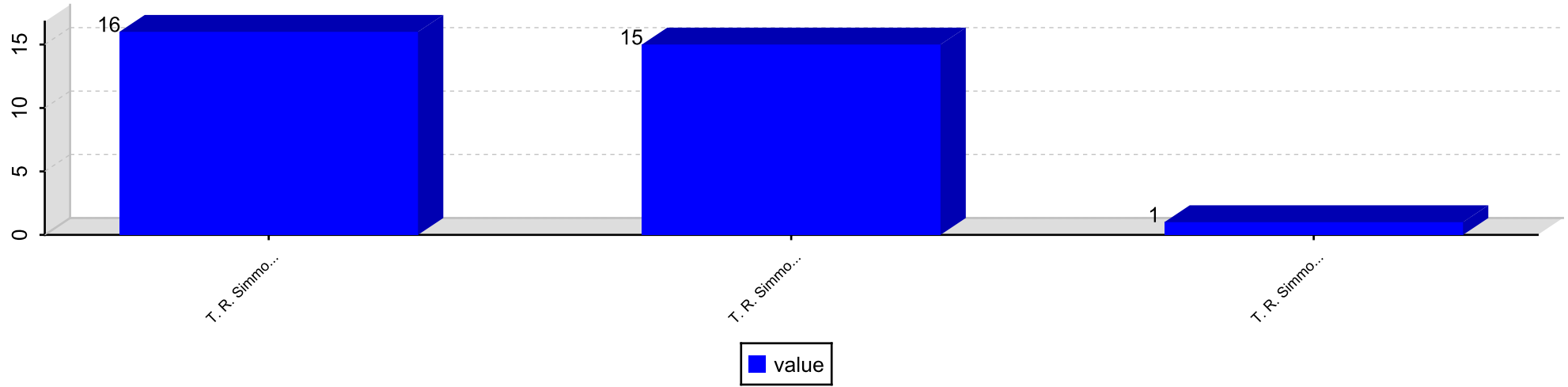
Question 32. In our school, all staff members participate in continuous professional learning based on identified needs of the school.

Overall Responses By Question

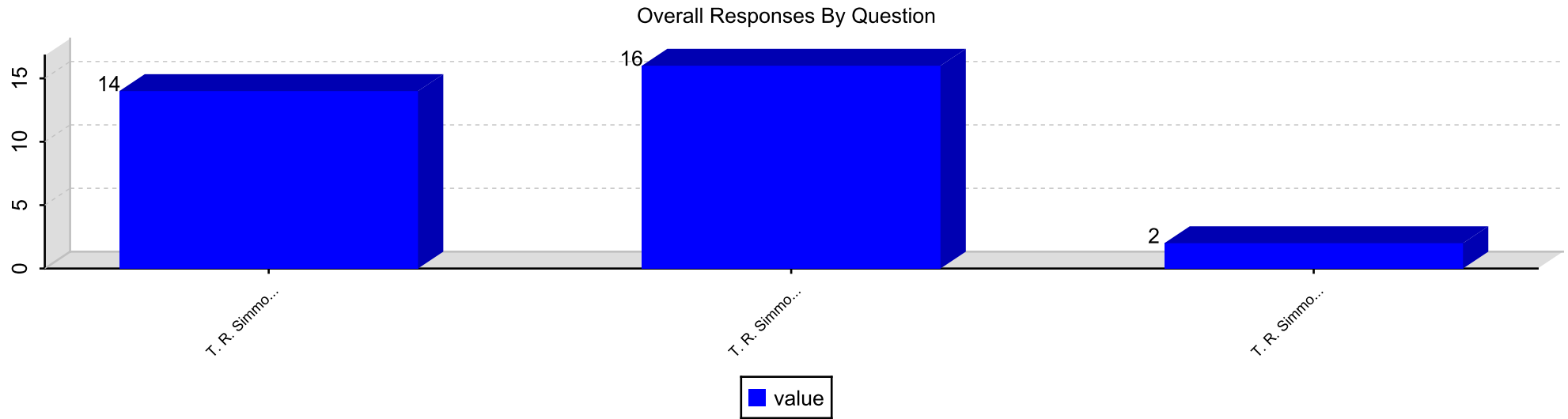


Question 33. In our school, a professional learning program is designed to build capacity among all professional and support staff members.

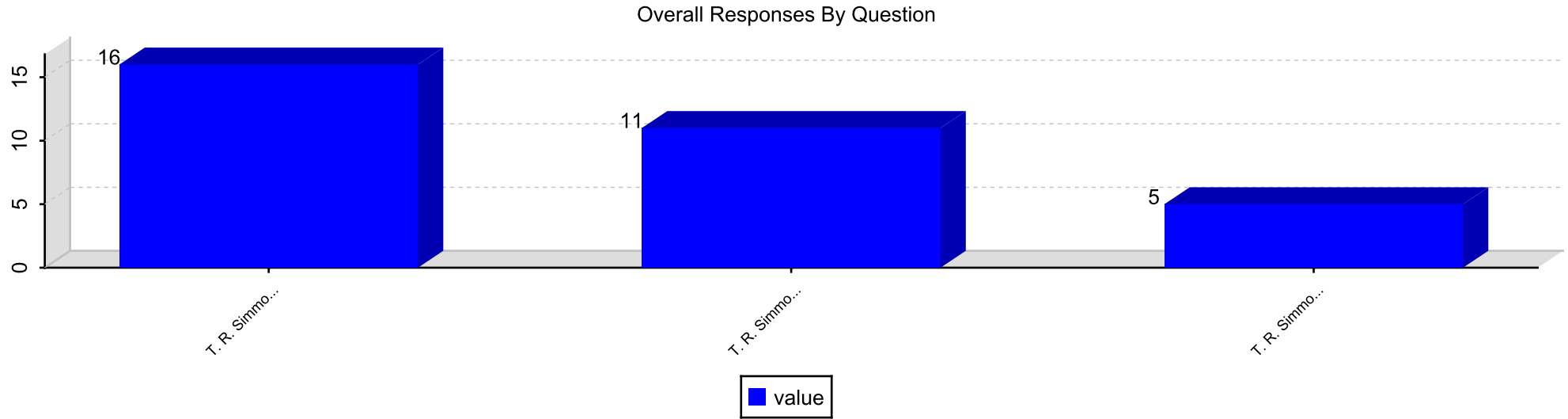
Overall Responses By Question



Question 34. In our school, all school personnel regularly engage families in their children's learning progress.



Question 35. In our school, all stakeholders are informed of policies, processes, and procedures related to grading and reporting.

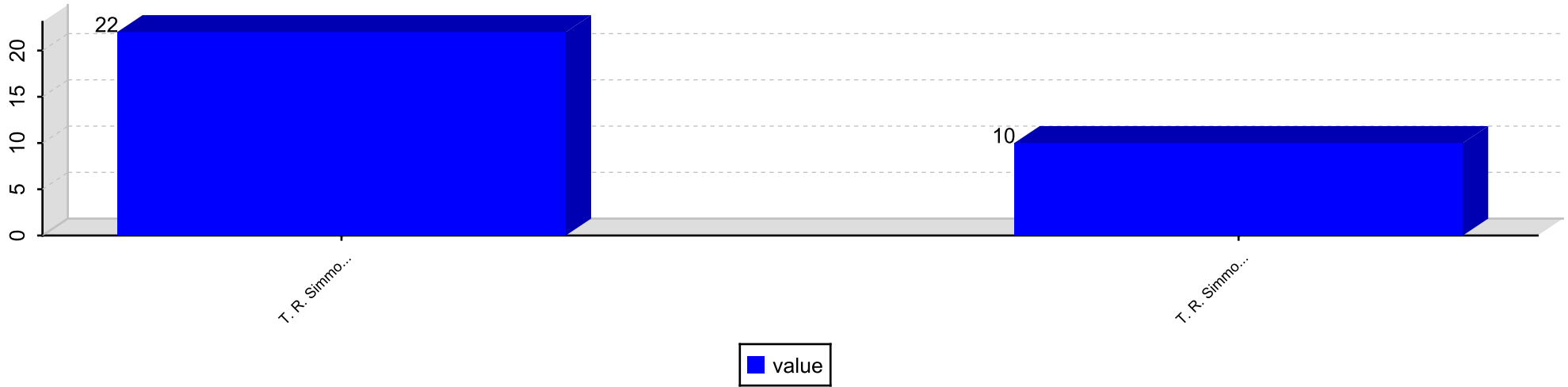


Section: Resources and Support Systems

Responses By Question

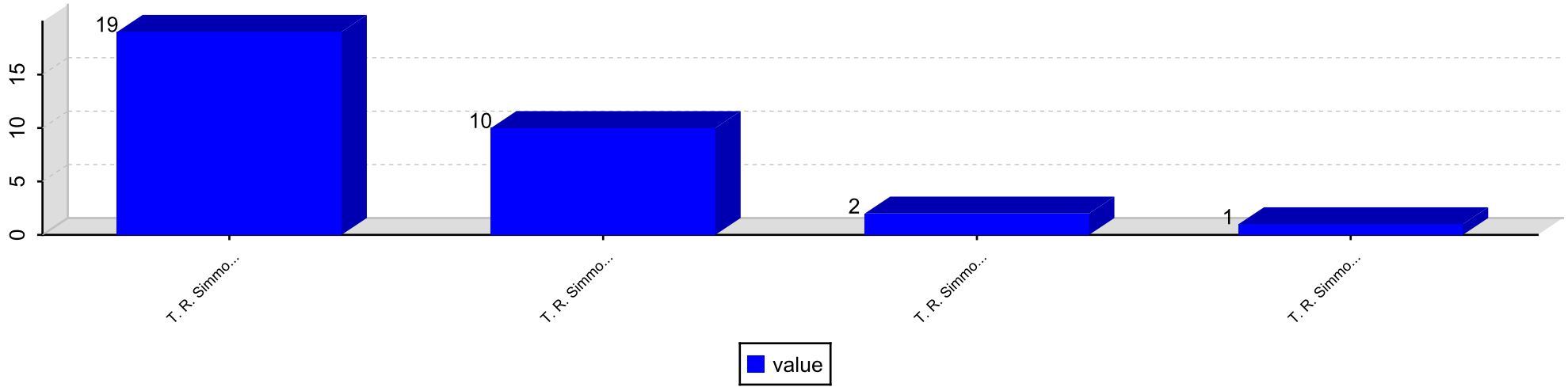
Question 36. Our school provides qualified staff members to support student learning.

Overall Responses By Question

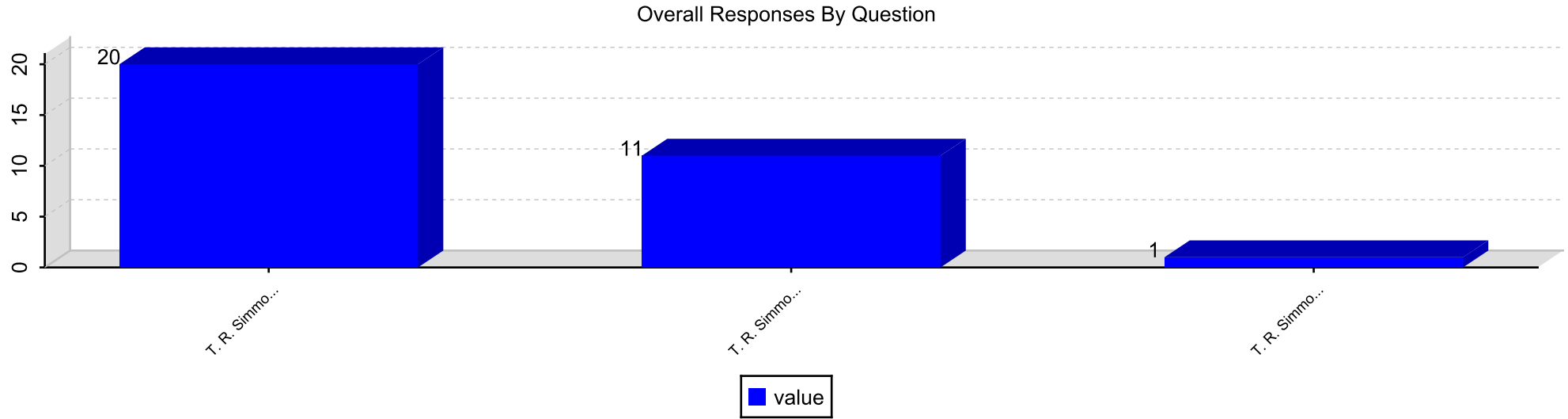


Question 37. Our school provides instructional time and resources to support our school's goals and priorities.

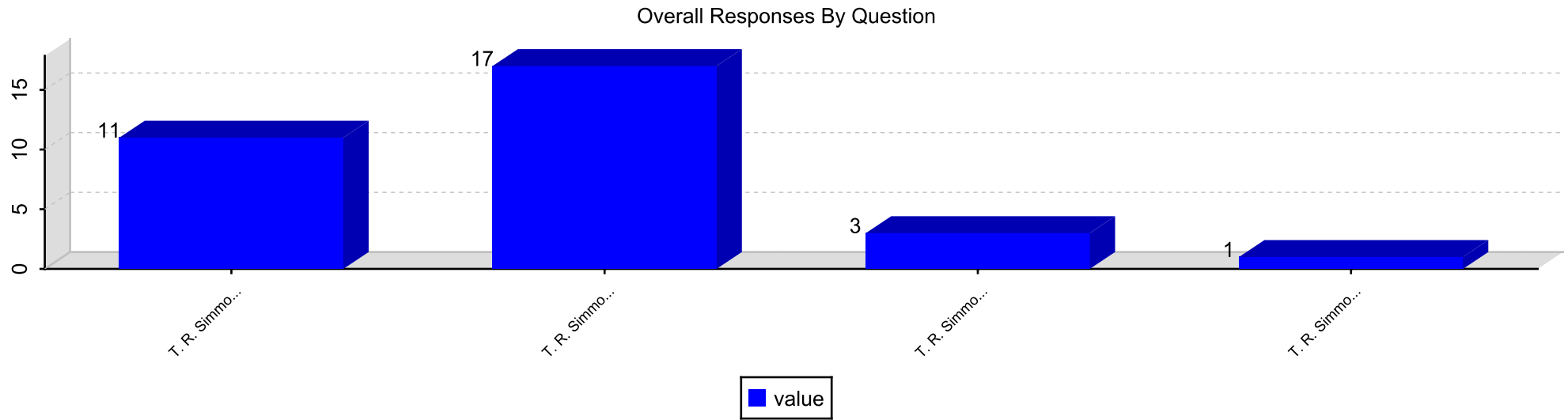
Overall Responses By Question



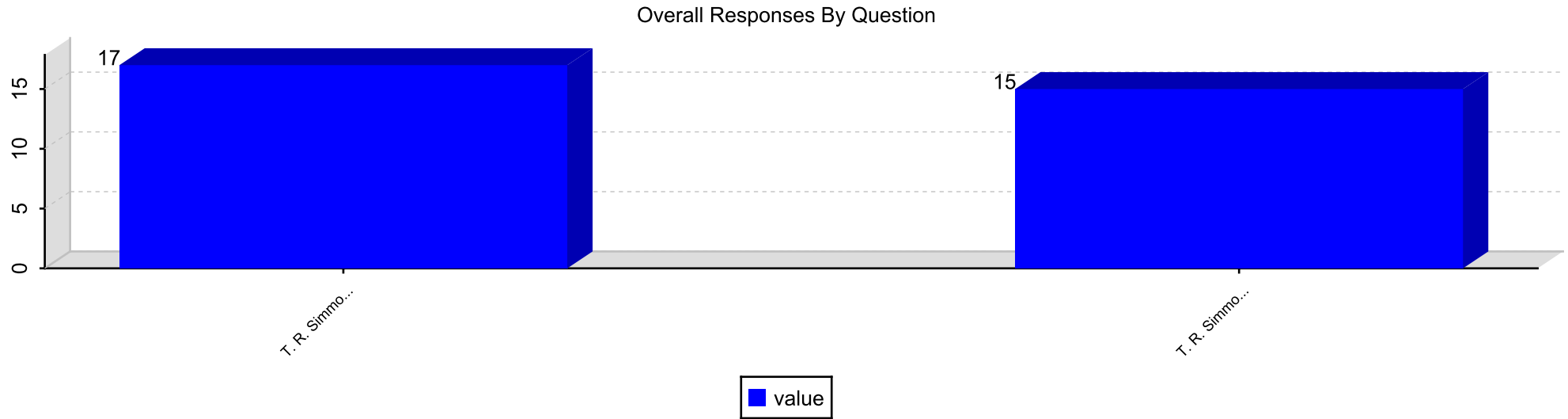
Question 38. Our school provides sufficient material resources to meet student needs.



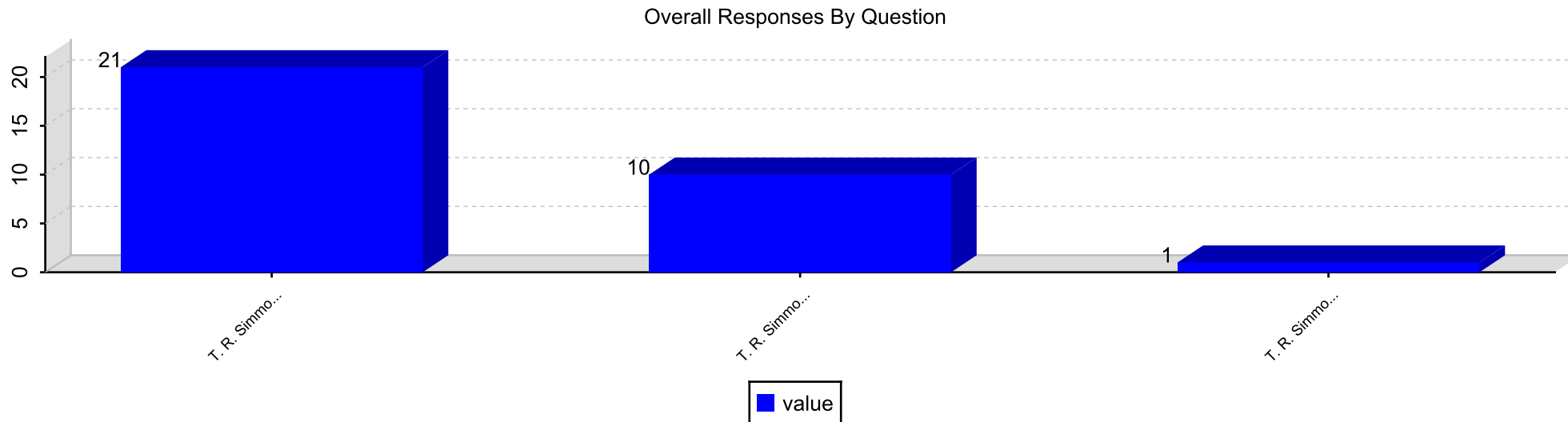
Question 39. Our school provides protected instructional time.



Question 40. Our school provides a variety of information resources to support student learning.

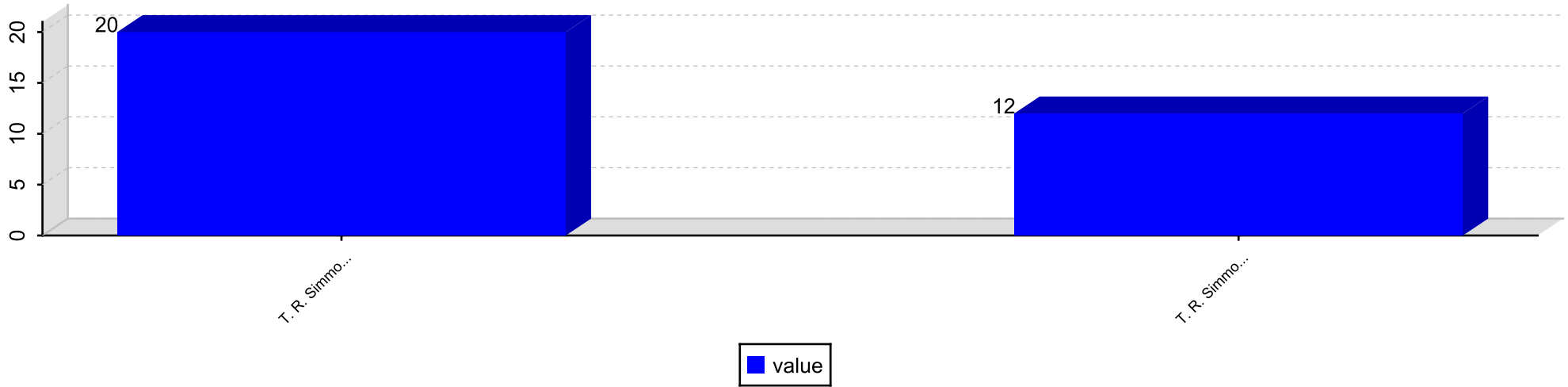


Question 41. Our school provides a plan for the acquisition and support of technology to support student learning.



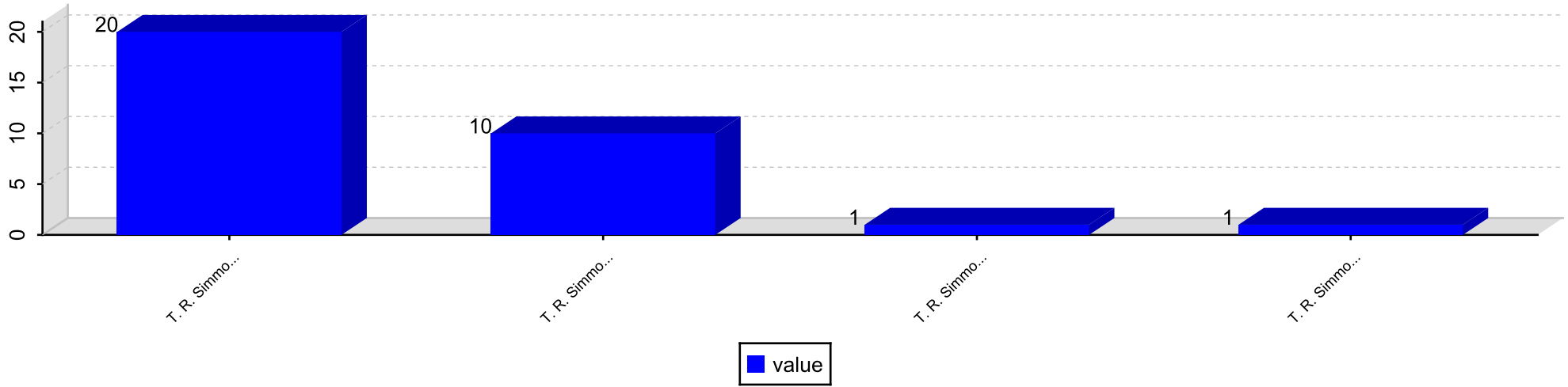
Question 42. Our school provides a plan for the acquisition and support of technology to support the school's operational needs.

Overall Responses By Question

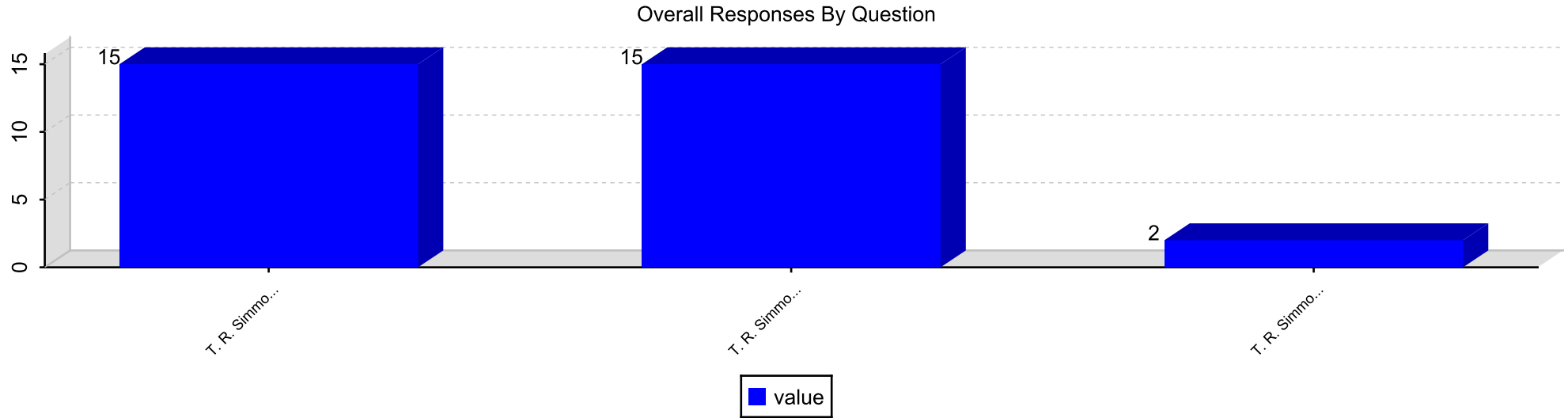


Question 43. Our school provides high quality student support services (e.g., counseling, referrals, educational, and career planning).

Overall Responses By Question

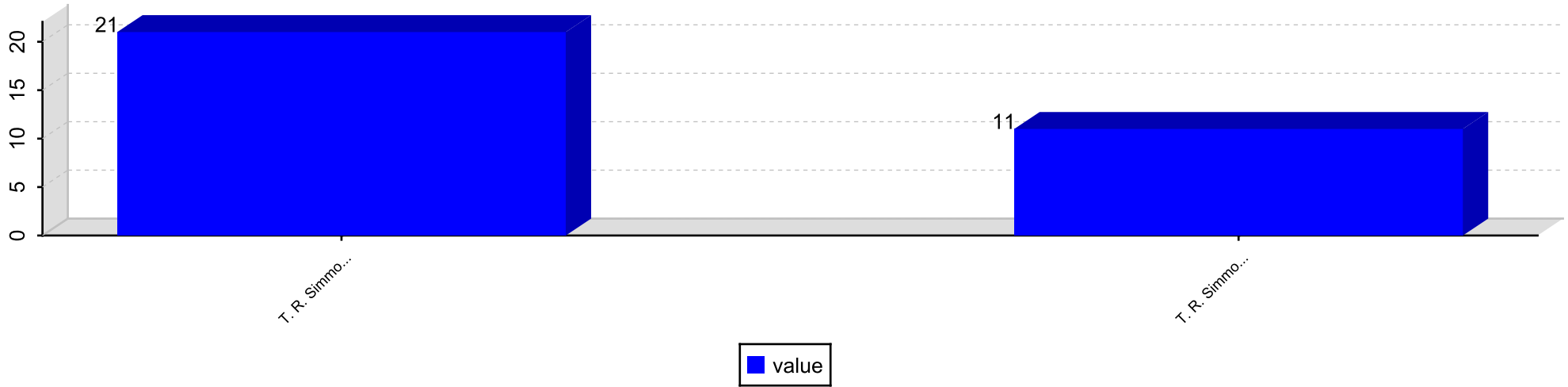


Question 44. Our school provides opportunities for students to participate in activities that interest them.



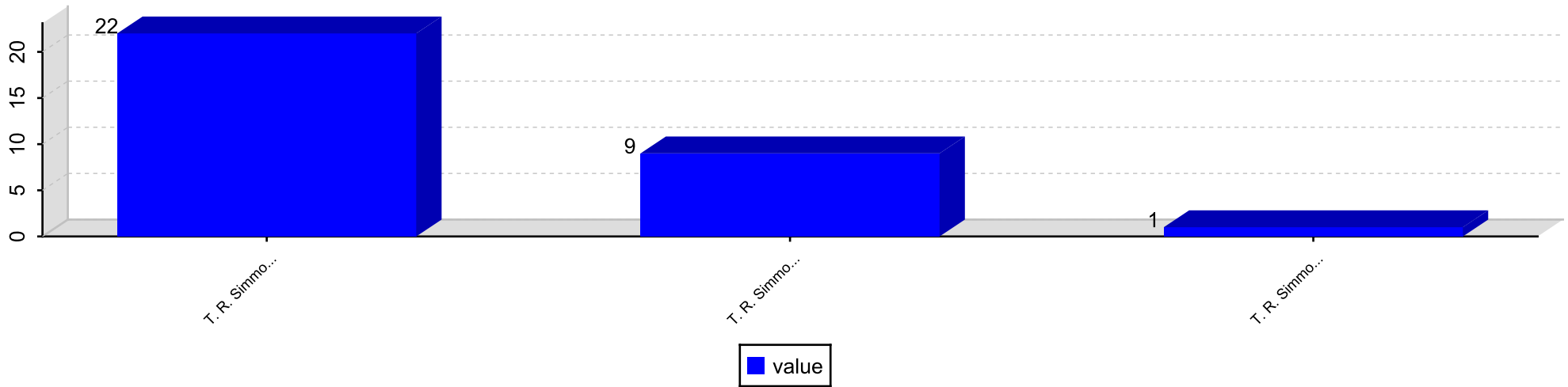
Question 45. Our school maintains facilities that support student learning.

Overall Responses By Question



Question 46. Our school maintains facilities that contribute to a safe environment.

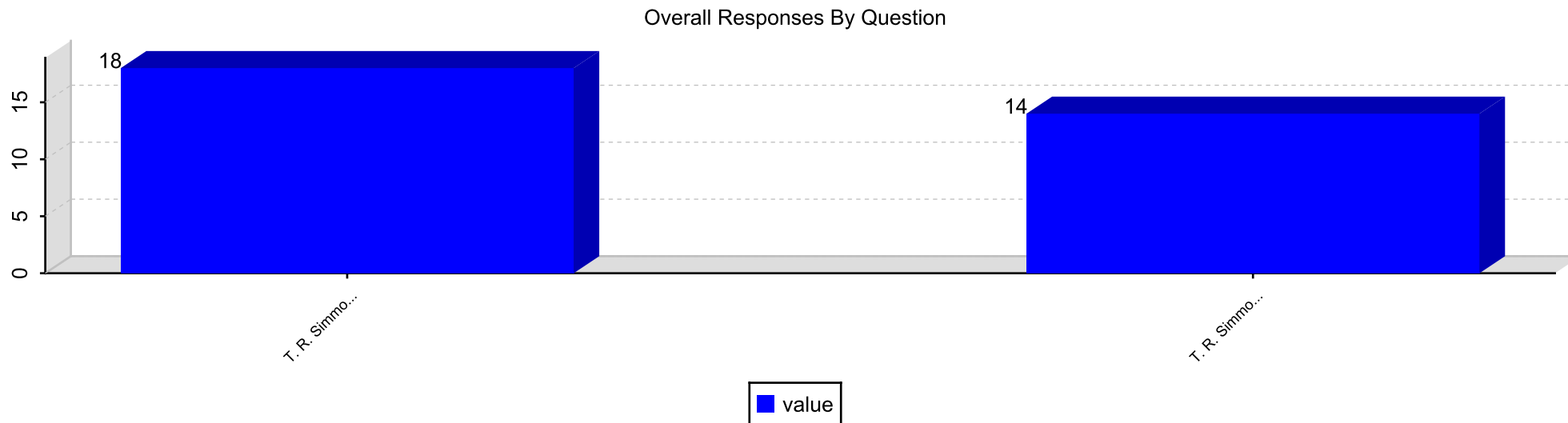
Overall Responses By Question



Section: Using Results for Continuous Improvement

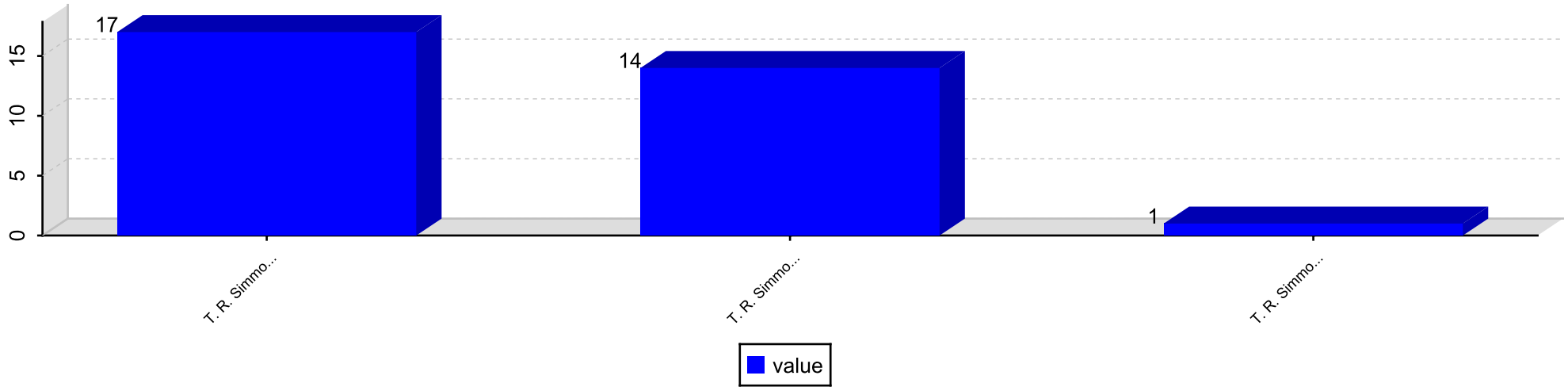
Responses By Question

Question 47. Our school uses multiple assessment measures to determine student learning and school performance.



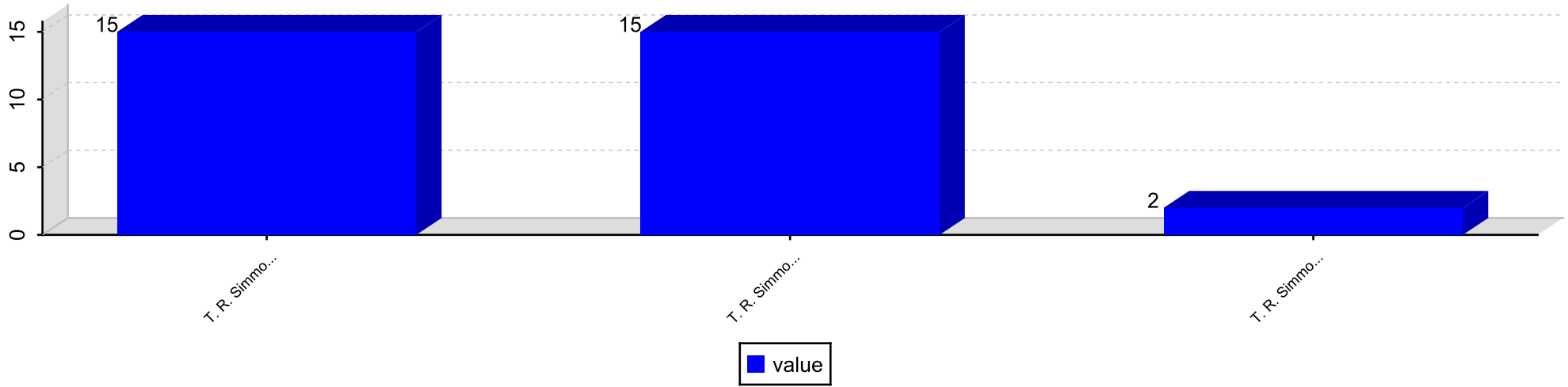
Question 48. Our school employs consistent assessment measures across classrooms and courses.

Overall Responses By Question

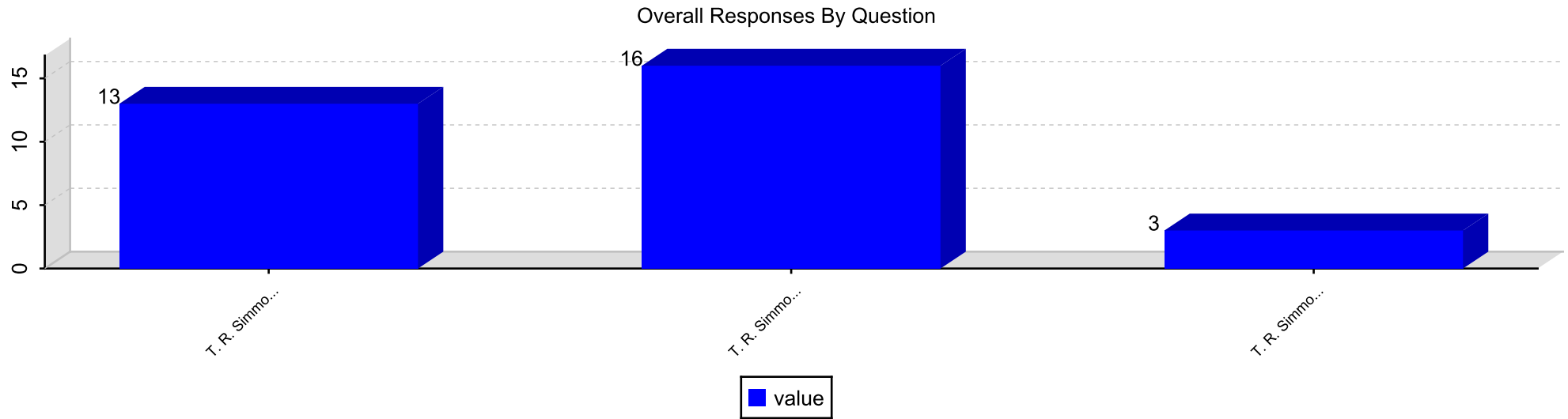


Question 49. Our school has a systematic process for collecting, analyzing, and using data.

Overall Responses By Question

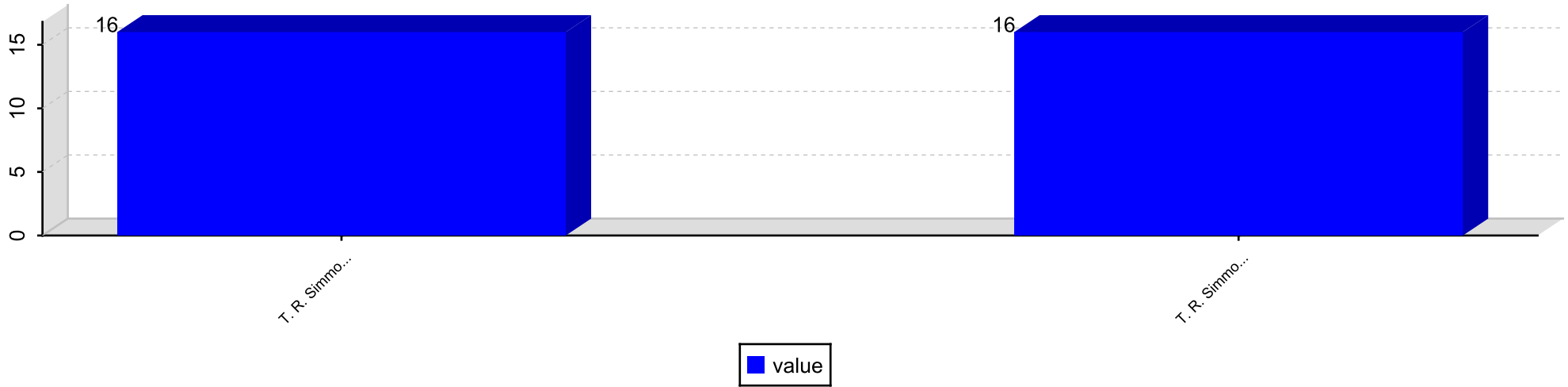


Question 50. Our school ensures all staff members are trained in the evaluation, interpretation, and use of data.



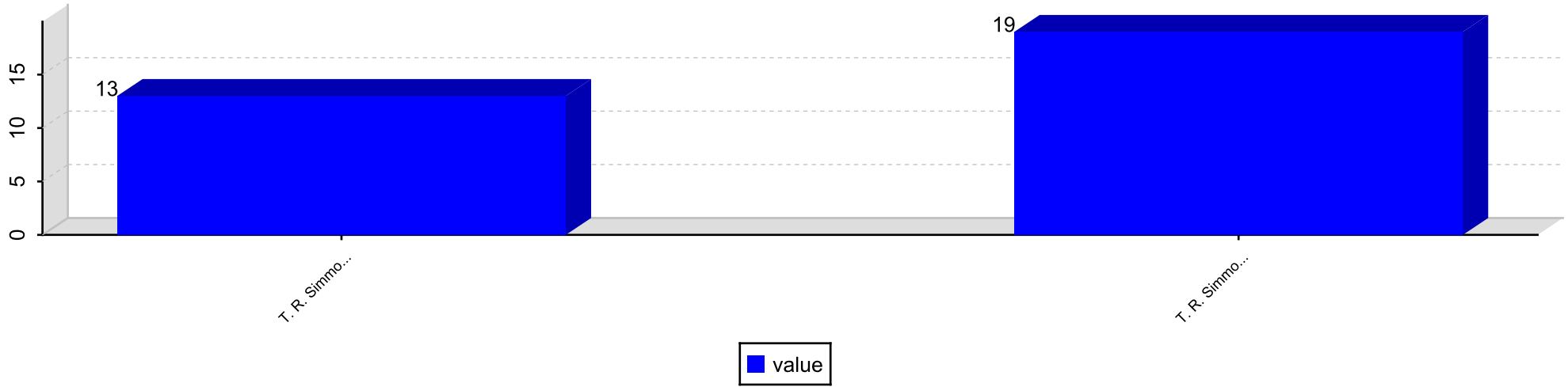
Question 51. Our school uses data to monitor student readiness and success at the next level.

Overall Responses By Question



Question 52. Our school leaders monitor data related to student achievement.

Overall Responses By Question



Question 53. Our school leaders monitor data related to school continuous improvement goals.

