

### Survey Response Counts

#### Section: Purpose and Direction

Question / Institution			Strongly Agree		Agree		Neutral		Disagree		Not Applicable		Total	
			#	%	#	%	#	%	#	%	#	%	#	%
1. Our school's purpose statement is clearly focused on student success.	Memorial Park Elementary School	Average Score	85	74.56%	27	23.68%	2	1.75%	0	0%	0	0%	114	100%
		4.73	85	74.56%	27	23.68%	2	1.75%	0	0%	0	0%	114	100%
	Total	85	74.56%	27	23.68%	2	1.75%	0	0%	0	0%	114	100%	
2. Our school's purpose statement is formally reviewed and revised with involvement from parents.	Memorial Park Elementary School	Average Score	66	57.89%	34	29.82%	10	8.77%	3	2.63%	1	0.88%	114	100%
		4.4	66	57.89%	34	29.82%	10	8.77%	3	2.63%	1	0.88%	114	100%
	Total	66	57.89%	34	29.82%	10	8.77%	3	2.63%	1	0.88%	114	100%	
3. Our school has established goals and a plan for improving student learning.	Memorial Park Elementary School	Average Score	74	64.91%	36	31.58%	4	3.51%	0	0%	0	0%	114	100%
		4.61	74	64.91%	36	31.58%	4	3.51%	0	0%	0	0%	114	100%
	Total	74	64.91%	36	31.58%	4	3.51%	0	0%	0	0%	114	100%	
Total			225	65.79%	97	28.36%	16	4.68%	3	0.88%	1	0.29%	342	100%

#### Section: Governance and Leadership

Question / Institution			Strongly Agree		Agree		Neutral		Disagree		Strongly Disagree		Not Applicable		Total	
			#	%	#	%	#	%	#	%	#	%	#	%	#	%
4. Our school's governing body operates responsibly and functions effectively.	Memorial Park Elementary School	Average Score	69	60.53%	36	31.58%	6	5.26%	1	0.88%	0	0%	2	1.75%	114	100%
		4.46	69	60.53%	36	31.58%	6	5.26%	1	0.88%	0	0%	2	1.75%	114	100%
	Total	69	60.53%	36	31.58%	6	5.26%	1	0.88%	0	0%	2	1.75%	114	100%	
5. Our school's governing body does not interfere with the operation or leadership of our school.	Memorial Park Elementary School	Average Score	67	58.77%	35	30.7%	7	6.14%	1	0.88%	0	0%	4	3.51%	114	100%
		4.37	67	58.77%	35	30.7%	7	6.14%	1	0.88%	0	0%	4	3.51%	114	100%
	Total	67	58.77%	35	30.7%	7	6.14%	1	0.88%	0	0%	4	3.51%	114	100%	

Question / Institution			Strongly Agree		Agree		Neutral		Disagree		Strongly Disagree		Not Applicable		Total	
			#	%	#	%	#	%	#	%	#	%	#	%	#	%
6. Our school has high expectations for students in all classes.	Memorial Park Elementary School	Average Score	84	73.68%	27	23.68%	1	0.88%	1	0.88%	1	0.88%	0	0%	114	100%
		4.68	84	73.68%	27	23.68%	1	0.88%	1	0.88%	1	0.88%	0	0%	114	100%
	Total	84	73.68%	27	23.68%	1	0.88%	1	0.88%	1	0.88%	0	0%	114	100%	
7. Our school shares responsibility for student learning with its stakeholders.	Memorial Park Elementary School	Average Score	72	63.16%	32	28.07%	8	7.02%	2	1.75%	0	0%	0	0%	114	100%
		4.53	72	63.16%	32	28.07%	8	7.02%	2	1.75%	0	0%	0	0%	114	100%
	Total	72	63.16%	32	28.07%	8	7.02%	2	1.75%	0	0%	0	0%	114	100%	
8. Our school communicates effectively about the school's goals and activities.	Memorial Park Elementary School	Average Score	73	64.04%	37	32.46%	3	2.63%	1	0.88%	0	0%	0	0%	114	100%
		4.6	73	64.04%	37	32.46%	3	2.63%	1	0.88%	0	0%	0	0%	114	100%
	Total	73	64.04%	37	32.46%	3	2.63%	1	0.88%	0	0%	0	0%	114	100%	
9. Our school provides opportunities for stakeholders to be involved in the school.	Memorial Park Elementary School	Average Score	67	58.77%	34	29.82%	11	9.65%	1	0.88%	0	0%	1	0.88%	114	100%
		4.44	67	58.77%	34	29.82%	11	9.65%	1	0.88%	0	0%	1	0.88%	114	100%
	Total	67	58.77%	34	29.82%	11	9.65%	1	0.88%	0	0%	1	0.88%	114	100%	
Total			432	63.16%	201	29.39%	36	5.26%	7	1.02%	1	0.15%	7	1.02%	684	100%

Section: Teaching and Assessing for Learning

Question / Institution			Strongly Agree		Agree		Neutral		Disagree		Strongly Disagree		Not Applicable		Total	
			#	%	#	%	#	%	#	%	#	%	#	%	#	%
10. All of my child's teachers provide an equitable curriculum that meets his/her learning needs.	Memorial Park Elementary School	Average Score	76	67.26%	30	26.55%	3	2.65%	4	3.54%	0	0%	0	0%	113	100%
		4.58	76	67.26%	30	26.55%	3	2.65%	4	3.54%	0	0%	0	0%	113	100%
	Total	76	67.26%	30	26.55%	3	2.65%	4	3.54%	0	0%	0	0%	113	100%	
11. All of my child's teachers give work that challenges my child.	Memorial Park Elementary School	Average Score	72	63.72%	37	32.74%	1	0.88%	2	1.77%	1	0.88%	0	0%	113	100%
		4.57	72	63.72%	37	32.74%	1	0.88%	2	1.77%	1	0.88%	0	0%	113	100%
	Total	72	63.72%	37	32.74%	1	0.88%	2	1.77%	1	0.88%	0	0%	113	100%	
12. All of my child's teachers use a variety of teaching strategies and learning activities.	Memorial Park Elementary School	Average Score	74	65.49%	31	27.43%	3	2.65%	5	4.42%	0	0%	0	0%	113	100%
		4.54	74	65.49%	31	27.43%	3	2.65%	5	4.42%	0	0%	0	0%	113	100%
	Total	74	65.49%	31	27.43%	3	2.65%	5	4.42%	0	0%	0	0%	113	100%	

Question / Institution			Strongly Agree		Agree		Neutral		Disagree		Strongly Disagree		Not Applicable		Total	
			#	%	#	%	#	%	#	%	#	%	#	%	#	%
13. All of my child's teachers meet his/her learning needs by individualizing instruction.	Memorial Park Elementary School	Average Score	68	60.18%	29	25.66%	10	8.85%	6	5.31%	0	0%	0	0%	113	100%
		4.41	68	60.18%	29	25.66%	10	8.85%	6	5.31%	0	0%	0	0%	113	100%
	Total	68	60.18%	29	25.66%	10	8.85%	6	5.31%	0	0%	0	0%	113	100%	
14. All of my child's teachers work as a team to help my child learn.	Memorial Park Elementary School	Average Score	71	62.83%	31	27.43%	6	5.31%	4	3.54%	0	0%	1	0.88%	113	100%
		4.47	71	62.83%	31	27.43%	6	5.31%	4	3.54%	0	0%	1	0.88%	113	100%
	Total	71	62.83%	31	27.43%	6	5.31%	4	3.54%	0	0%	1	0.88%	113	100%	
15. All of my child's teachers help me to understand my child's progress.	Memorial Park Elementary School	Average Score	73	64.6%	30	26.55%	6	5.31%	4	3.54%	0	0%	0	0%	113	100%
		4.52	73	64.6%	30	26.55%	6	5.31%	4	3.54%	0	0%	0	0%	113	100%
	Total	73	64.6%	30	26.55%	6	5.31%	4	3.54%	0	0%	0	0%	113	100%	
16. All of my child's teachers keep me informed regularly of how my child is being graded.	Memorial Park Elementary School	Average Score	74	65.49%	32	28.32%	6	5.31%	0	0%	1	0.88%	0	0%	113	100%
		4.58	74	65.49%	32	28.32%	6	5.31%	0	0%	1	0.88%	0	0%	113	100%
	Total	74	65.49%	32	28.32%	6	5.31%	0	0%	1	0.88%	0	0%	113	100%	
17. All of my child's teachers report on my child's progress in easy to understand language.	Memorial Park Elementary School	Average Score	76	67.26%	31	27.43%	6	5.31%	0	0%	0	0%	0	0%	113	100%
		4.62	76	67.26%	31	27.43%	6	5.31%	0	0%	0	0%	0	0%	113	100%
	Total	76	67.26%	31	27.43%	6	5.31%	0	0%	0	0%	0	0%	113	100%	
18. My child sees a relationship between what is being taught and his/her everyday life.	Memorial Park Elementary School	Average Score	65	57.52%	38	33.63%	6	5.31%	2	1.77%	2	1.77%	0	0%	113	100%
		4.43	65	57.52%	38	33.63%	6	5.31%	2	1.77%	2	1.77%	0	0%	113	100%
	Total	65	57.52%	38	33.63%	6	5.31%	2	1.77%	2	1.77%	0	0%	113	100%	
19. My child knows the expectations for learning in all classes.	Memorial Park Elementary School	Average Score	75	66.37%	35	30.97%	3	2.65%	0	0%	0	0%	0	0%	113	100%
		4.64	75	66.37%	35	30.97%	3	2.65%	0	0%	0	0%	0	0%	113	100%
	Total	75	66.37%	35	30.97%	3	2.65%	0	0%	0	0%	0	0%	113	100%	
20. My child has at least one adult advocate in the school.	Memorial Park Elementary School	Average Score	73	64.6%	23	20.35%	13	11.5%	1	0.88%	1	0.88%	2	1.77%	113	100%
		4.42	73	64.6%	23	20.35%	13	11.5%	1	0.88%	1	0.88%	2	1.77%	113	100%
	Total	73	64.6%	23	20.35%	13	11.5%	1	0.88%	1	0.88%	2	1.77%	113	100%	
21. My child is given multiple assessments to measure his/her understanding of what was taught.	Memorial Park Elementary School	Average Score	71	62.83%	33	29.2%	6	5.31%	2	1.77%	1	0.88%	0	0%	113	100%
		4.51	71	62.83%	33	29.2%	6	5.31%	2	1.77%	1	0.88%	0	0%	113	100%
	Total	71	62.83%	33	29.2%	6	5.31%	2	1.77%	1	0.88%	0	0%	113	100%	

Question / Institution			Strongly Agree		Agree		Neutral		Disagree		Strongly Disagree		Not Applicable		Total	
			#	%	#	%	#	%	#	%	#	%	#	%	#	%
22. My child has up-to-date computers and other technology to learn.	Memorial Park Elementary School	Average Score	78	69.03%	30	26.55%	4	3.54%	1	0.88%	0	0%	0	0%	113	100%
		4.64	78	69.03%	30	26.55%	4	3.54%	1	0.88%	0	0%	0	0%	113	100%
	Total	78	69.03%	30	26.55%	4	3.54%	1	0.88%	0	0%	0	0%	113	100%	
23. My child has access to support services based on his/her identified needs.	Memorial Park Elementary School	Average Score	68	60.18%	34	30.09%	5	4.42%	4	3.54%	0	0%	2	1.77%	113	100%
		4.42	68	60.18%	34	30.09%	5	4.42%	4	3.54%	0	0%	2	1.77%	113	100%
	Total	68	60.18%	34	30.09%	5	4.42%	4	3.54%	0	0%	2	1.77%	113	100%	
Total			1,014	64.1%	444	28.07%	78	4.93%	35	2.21%	6	0.38%	5	0.32%	1,582	100%

Section: Resources and Support Systems

Question / Institution			Strongly Agree		Agree		Neutral		Disagree		Strongly Disagree		Not Applicable		Total	
			#	%	#	%	#	%	#	%	#	%	#	%	#	%
24. Our school provides qualified staff members to support student learning.	Memorial Park Elementary School	Average Score	78	69.64%	31	27.68%	1	0.89%	2	1.79%	0	0%	0	0%	112	100%
		4.65	78	69.64%	31	27.68%	1	0.89%	2	1.79%	0	0%	0	0%	112	100%
	Total	78	69.64%	31	27.68%	1	0.89%	2	1.79%	0	0%	0	0%	112	100%	
25. Our school provides an adequate supply of learning resources that are current and in good condition.	Memorial Park Elementary School	Average Score	78	69.64%	30	26.79%	4	3.57%	0	0%	0	0%	0	0%	112	100%
		4.66	78	69.64%	30	26.79%	4	3.57%	0	0%	0	0%	0	0%	112	100%
	Total	78	69.64%	30	26.79%	4	3.57%	0	0%	0	0%	0	0%	112	100%	
26. Our school provides a safe learning environment.	Memorial Park Elementary School	Average Score	82	73.21%	29	25.89%	1	0.89%	0	0%	0	0%	0	0%	112	100%
		4.72	82	73.21%	29	25.89%	1	0.89%	0	0%	0	0%	0	0%	112	100%
	Total	82	73.21%	29	25.89%	1	0.89%	0	0%	0	0%	0	0%	112	100%	
27. Our school provides students with access to a variety of information resources to support their learning.	Memorial Park Elementary School	Average Score	77	68.75%	30	26.79%	2	1.79%	2	1.79%	0	0%	1	0.89%	112	100%
		4.6	77	68.75%	30	26.79%	2	1.79%	2	1.79%	0	0%	1	0.89%	112	100%
	Total	77	68.75%	30	26.79%	2	1.79%	2	1.79%	0	0%	1	0.89%	112	100%	

Question / Institution			Strongly Agree		Agree		Neutral		Disagree		Strongly Disagree		Not Applicable		Total	
			#	%	#	%	#	%	#	%	#	%	#	%	#	%
28. Our school provides excellent support services (e.g., counseling, and/or career planning).	Memorial Park Elementary School	Average Score	71	63.39%	31	27.68%	4	3.57%	2	1.79%	2	1.79%	2	1.79%	112	100%
		4.44	71	63.39%	31	27.68%	4	3.57%	2	1.79%	2	1.79%	2	1.79%	112	100%
	Total	71	63.39%	31	27.68%	4	3.57%	2	1.79%	2	1.79%	2	1.79%	112	100%	
29. Our school provides opportunities for students to participate in activities that interest them.	Memorial Park Elementary School	Average Score	70	62.5%	32	28.57%	5	4.46%	2	1.79%	2	1.79%	1	0.89%	112	100%
		4.46	70	62.5%	32	28.57%	5	4.46%	2	1.79%	2	1.79%	1	0.89%	112	100%
	Total	70	62.5%	32	28.57%	5	4.46%	2	1.79%	2	1.79%	1	0.89%	112	100%	
30. Our school ensures that the facilities support student learning.	Memorial Park Elementary School	Average Score	78	69.64%	30	26.79%	2	1.79%	1	0.89%	0	0%	1	0.89%	112	100%
		4.62	78	69.64%	30	26.79%	2	1.79%	1	0.89%	0	0%	1	0.89%	112	100%
	Total	78	69.64%	30	26.79%	2	1.79%	1	0.89%	0	0%	1	0.89%	112	100%	
31. Our school ensures the effective use of financial resources.	Memorial Park Elementary School	Average Score	72	64.29%	28	25%	8	7.14%	1	0.89%	1	0.89%	2	1.79%	112	100%
		4.46	72	64.29%	28	25%	8	7.14%	1	0.89%	1	0.89%	2	1.79%	112	100%
	Total	72	64.29%	28	25%	8	7.14%	1	0.89%	1	0.89%	2	1.79%	112	100%	
32. Our school ensures that instructional time is protected and interruptions are minimized.	Memorial Park Elementary School	Average Score	72	64.29%	32	28.57%	5	4.46%	1	0.89%	1	0.89%	1	0.89%	112	100%
		4.52	72	64.29%	32	28.57%	5	4.46%	1	0.89%	1	0.89%	1	0.89%	112	100%
	Total	72	64.29%	32	28.57%	5	4.46%	1	0.89%	1	0.89%	1	0.89%	112	100%	
Total			678	67.26%	273	27.08%	32	3.17%	11	1.09%	6	0.6%	8	0.79%	1,008	100%

Section: Using Results for Continuous Improvement

Question / Institution			Strongly Agree		Agree		Neutral		Disagree		Strongly Disagree		Total	
			#	%	#	%	#	%	#	%	#	%	#	%
33. Our school ensures that all staff members monitor and report the achievement of school goals.	Memorial Park Elementary School	Average Score	70	63.06%	33	29.73%	6	5.41%	1	0.9%	1	0.9%	111	100%
		4.53	70	63.06%	33	29.73%	6	5.41%	1	0.9%	1	0.9%	111	100%
	Total	70	63.06%	33	29.73%	6	5.41%	1	0.9%	1	0.9%	111	100%	

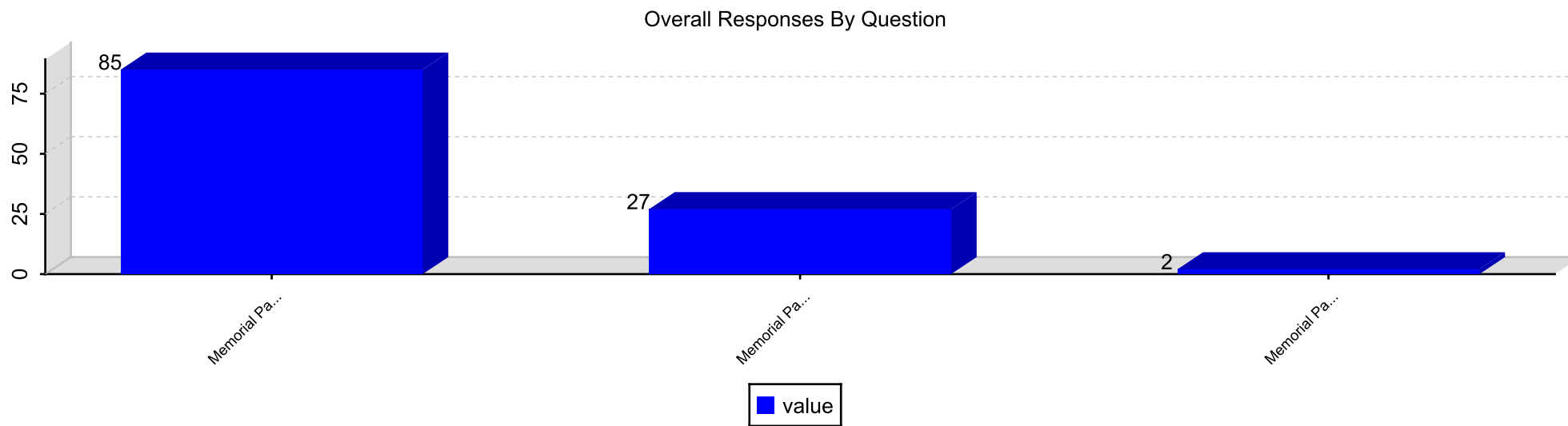
Question / Institution			Strongly Agree		Agree		Neutral		Disagree		Strongly Disagree		Total	
			#	%	#	%	#	%	#	%	#	%	#	%
					#	%			#	%			#	%
34. My child is prepared for success in the next school year.	Memorial Park Elementary School	Average Score	74	66.67%	31	27.93%	2	1.8%	3	2.7%	1	0.9%	111	100%
		4.57	74	66.67%	31	27.93%	2	1.8%	3	2.7%	1	0.9%	111	100%
	Total	74	66.67%	31	27.93%	2	1.8%	3	2.7%	1	0.9%	111	100%	
35. My child has administrators and teachers that monitor and inform me of his/her learning progress.	Memorial Park Elementary School	Average Score	72	64.86%	32	28.83%	5	4.5%	1	0.9%	1	0.9%	111	100%
		4.56	72	64.86%	32	28.83%	5	4.5%	1	0.9%	1	0.9%	111	100%
	Total	72	64.86%	32	28.83%	5	4.5%	1	0.9%	1	0.9%	111	100%	
Total			216	64.86%	96	28.83%	13	3.9%	5	1.5%	3	0.9%	333	100%

**Responses By Section and Question**

Section: Purpose and Direction

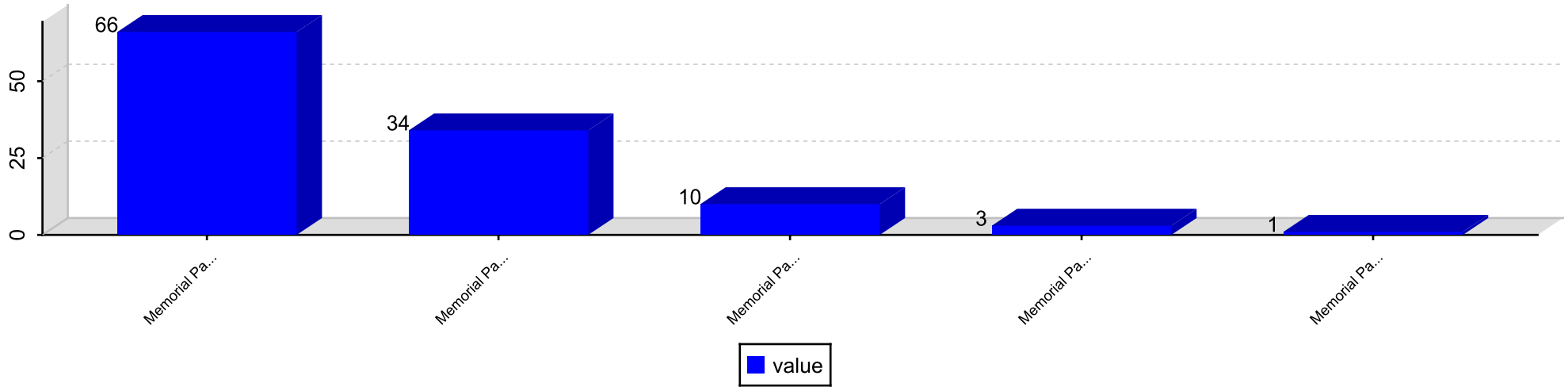
**Responses By Question**

Question 1. Our school's purpose statement is clearly focused on student success.



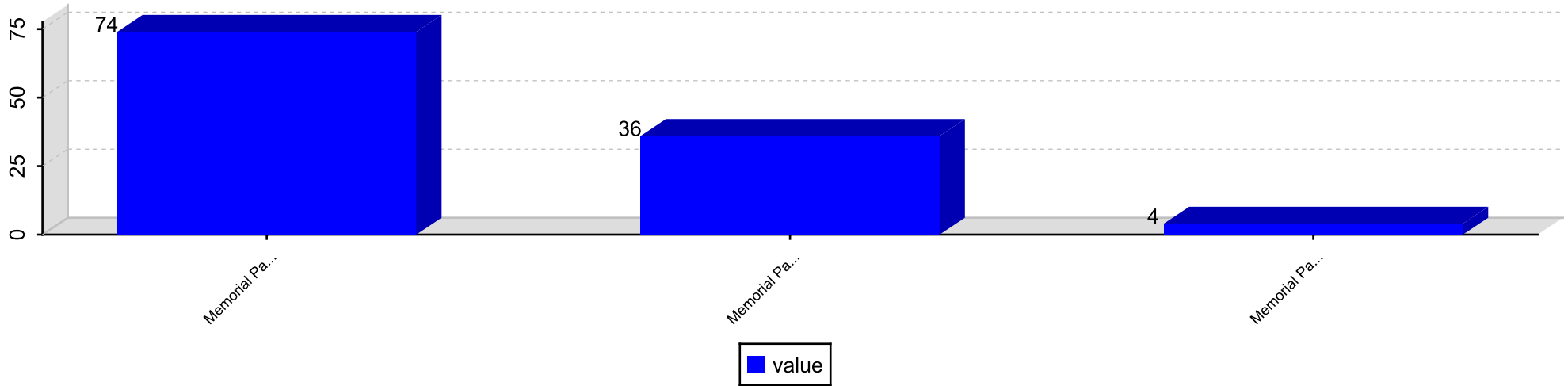
Question 2. Our school's purpose statement is formally reviewed and revised with involvement from parents.

Overall Responses By Question



Question 3. Our school has established goals and a plan for improving student learning.

Overall Responses By Question

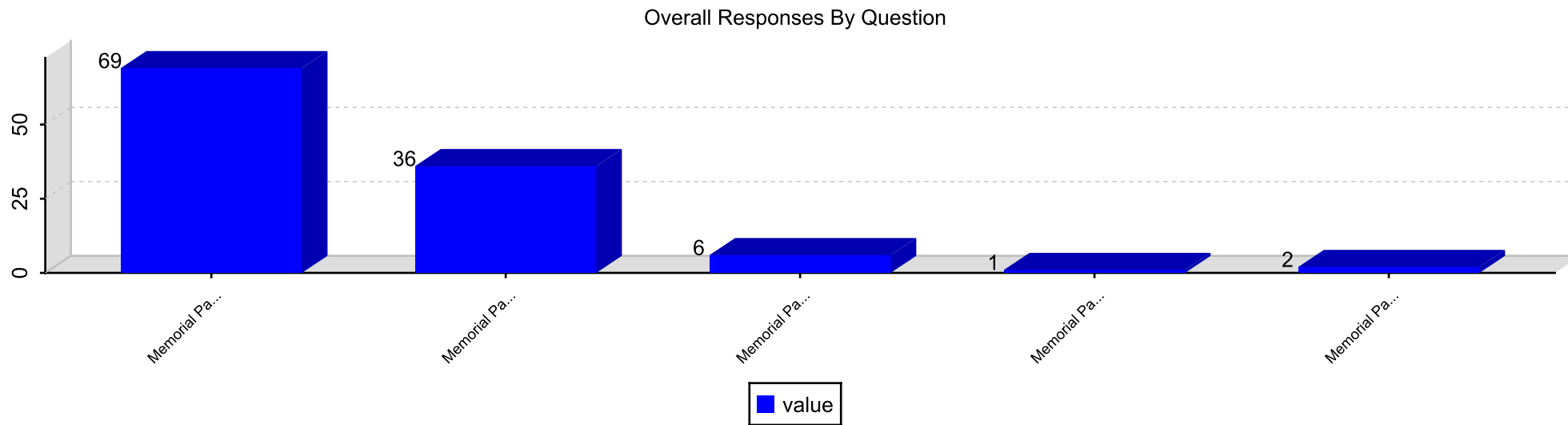




Section: Governance and Leadership

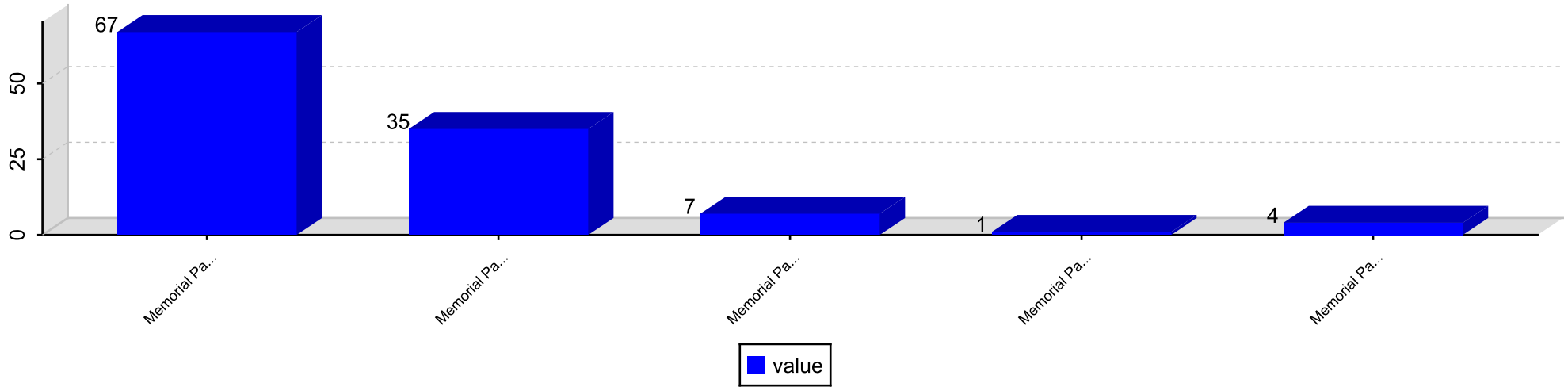
Responses By Question

Question 4. Our school's governing body operates responsibly and functions effectively.



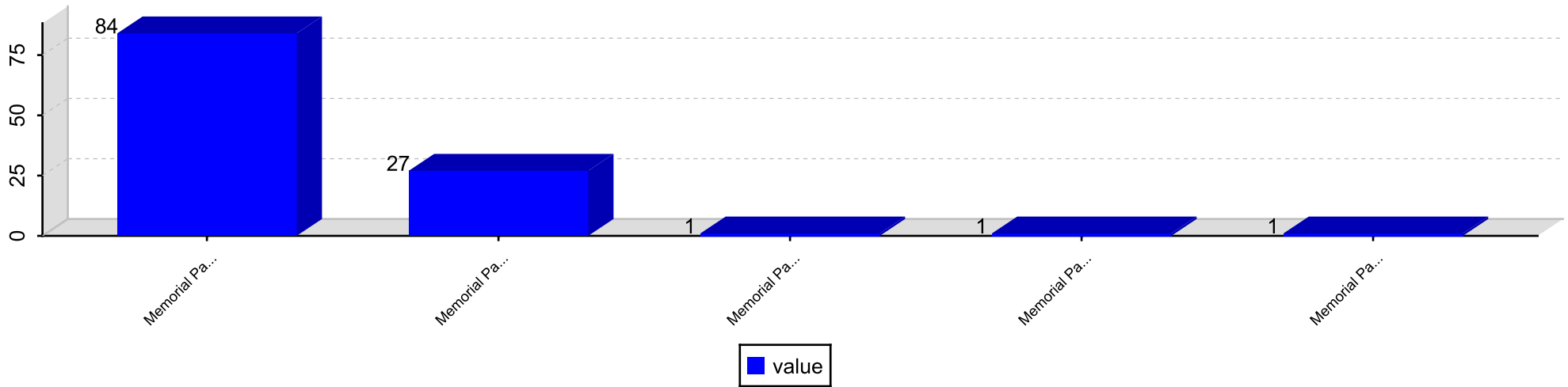
Question 5. Our school's governing body does not interfere with the operation or leadership of our school.

Overall Responses By Question

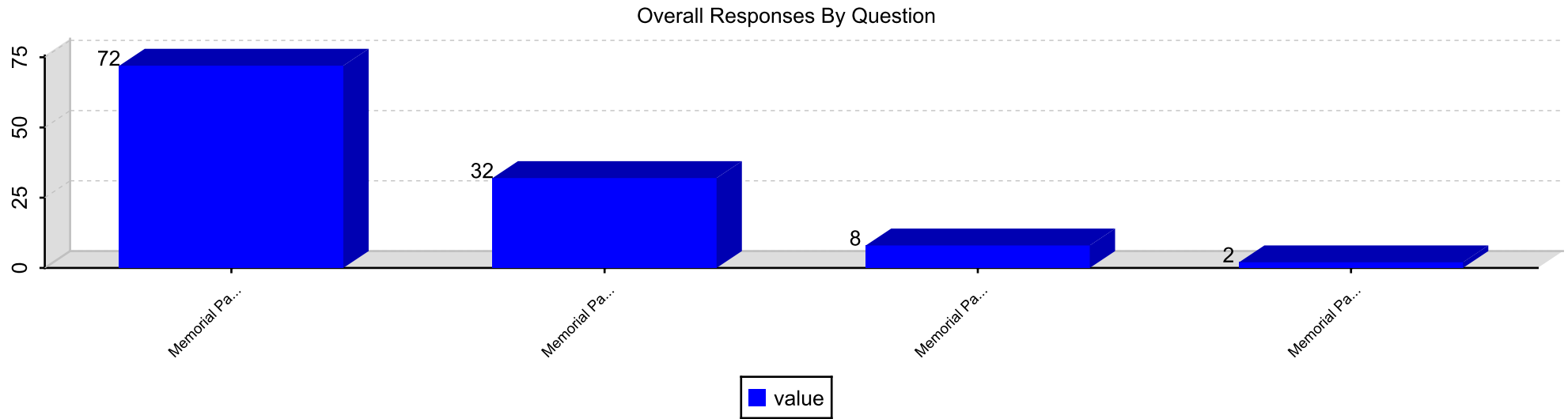


Question 6. Our school has high expectations for students in all classes.

Overall Responses By Question

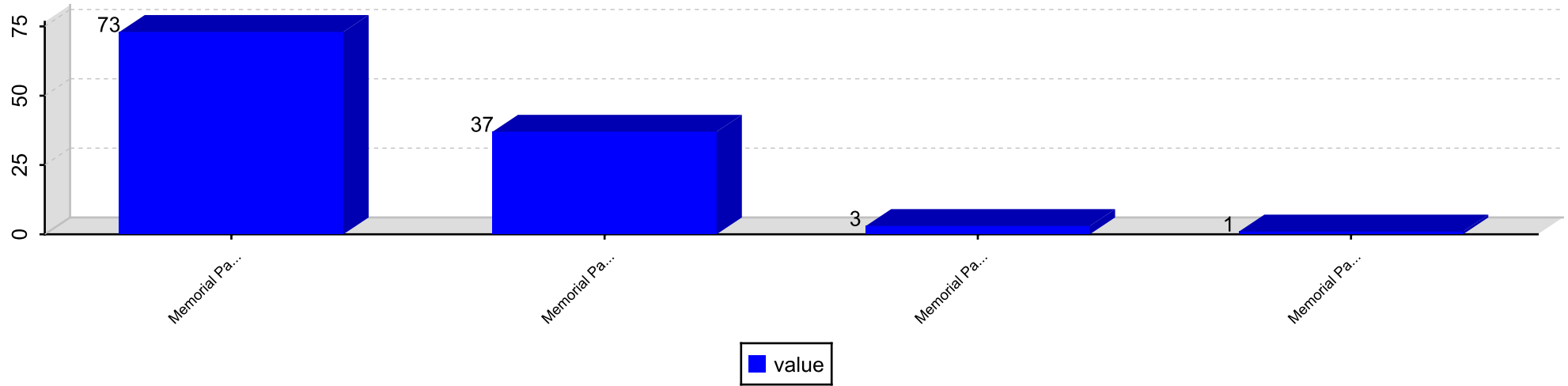


Question 7. Our school shares responsibility for student learning with its stakeholders.



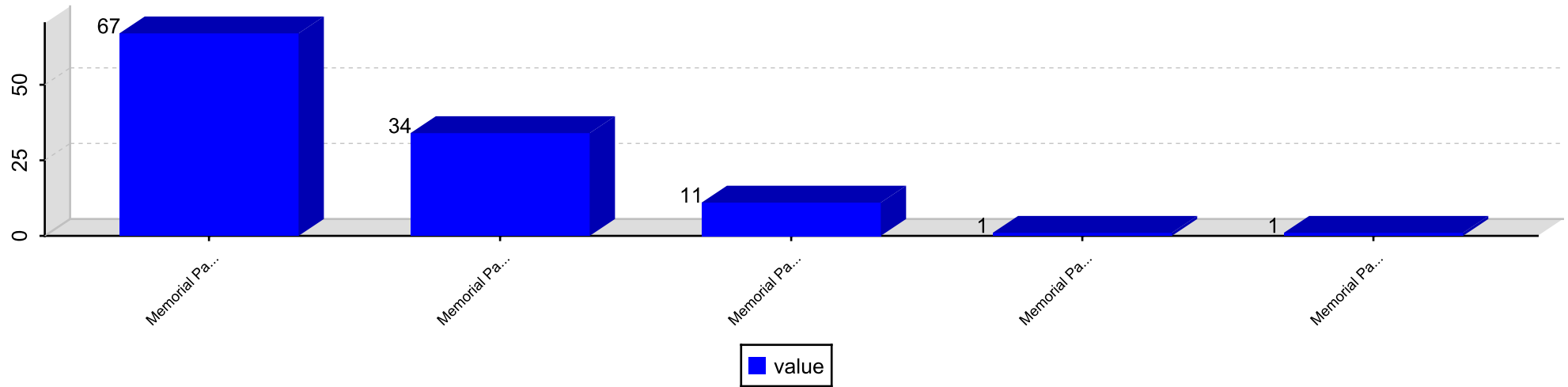
Question 8. Our school communicates effectively about the school's goals and activities.

Overall Responses By Question



Question 9. Our school provides opportunities for stakeholders to be involved in the school.

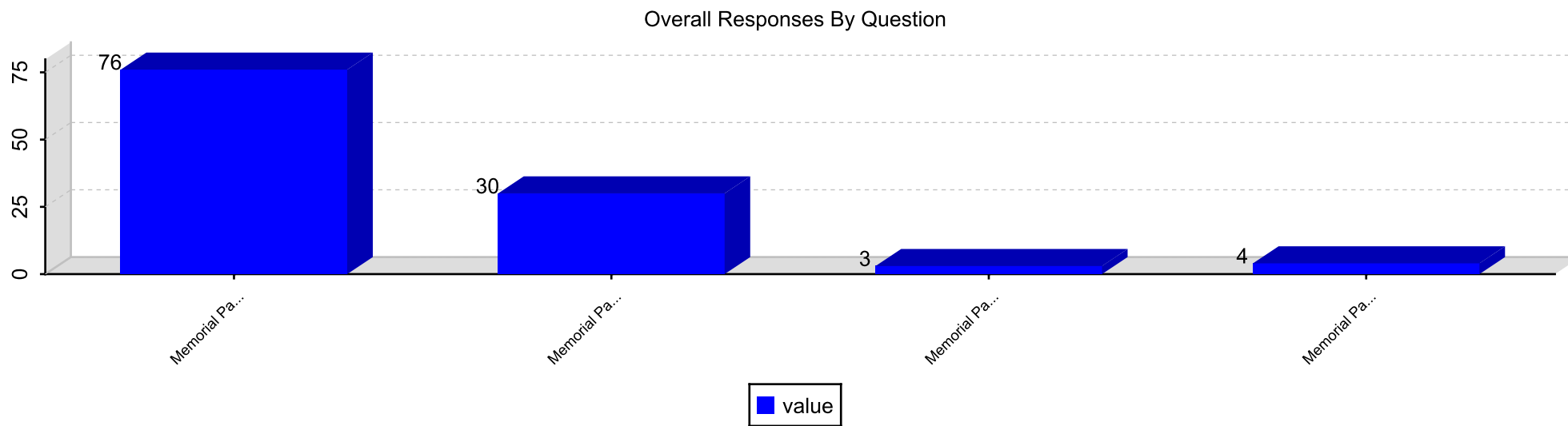
Overall Responses By Question



Section: Teaching and Assessing for Learning

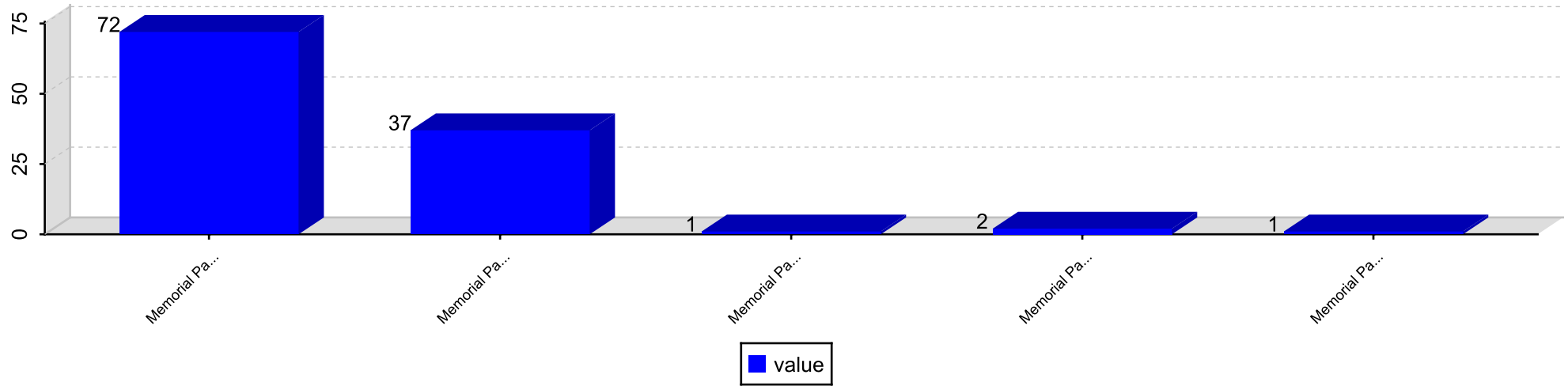
Responses By Question

Question 10. All of my child's teachers provide an equitable curriculum that meets his/her learning needs.



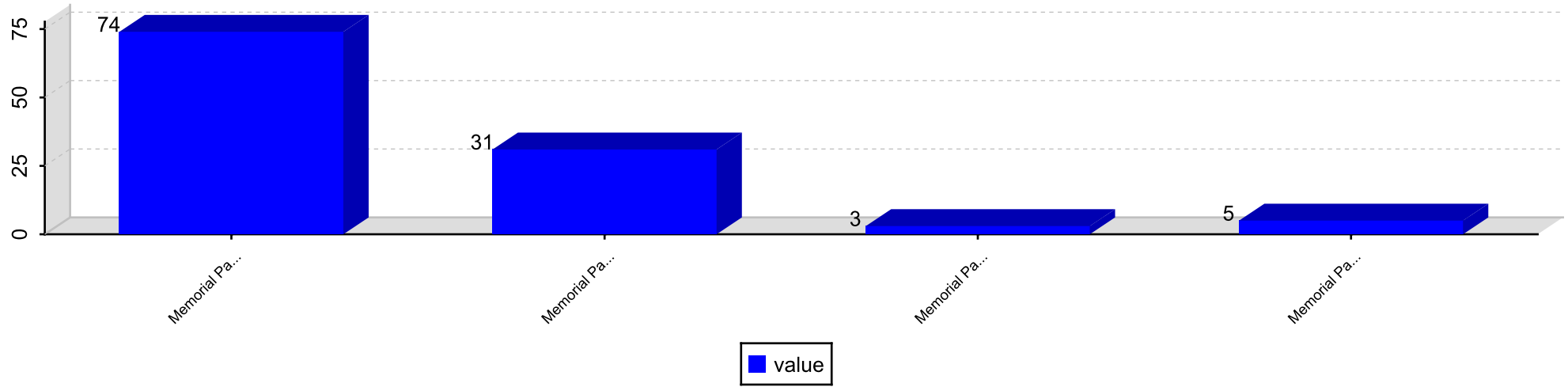
Question 11. All of my child's teachers give work that challenges my child.

Overall Responses By Question

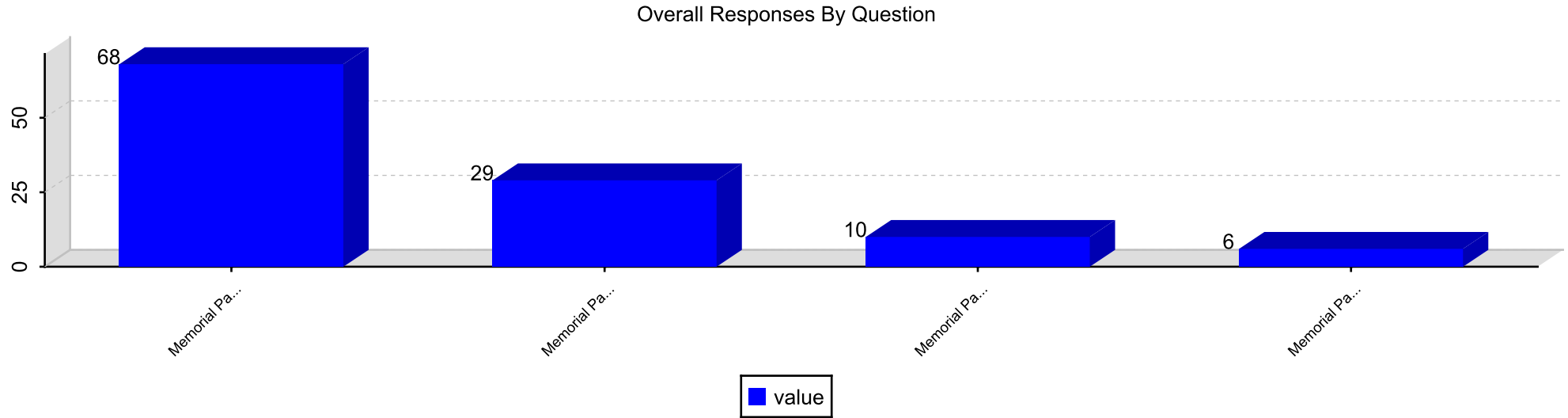


Question 12. All of my child's teachers use a variety of teaching strategies and learning activities.

Overall Responses By Question

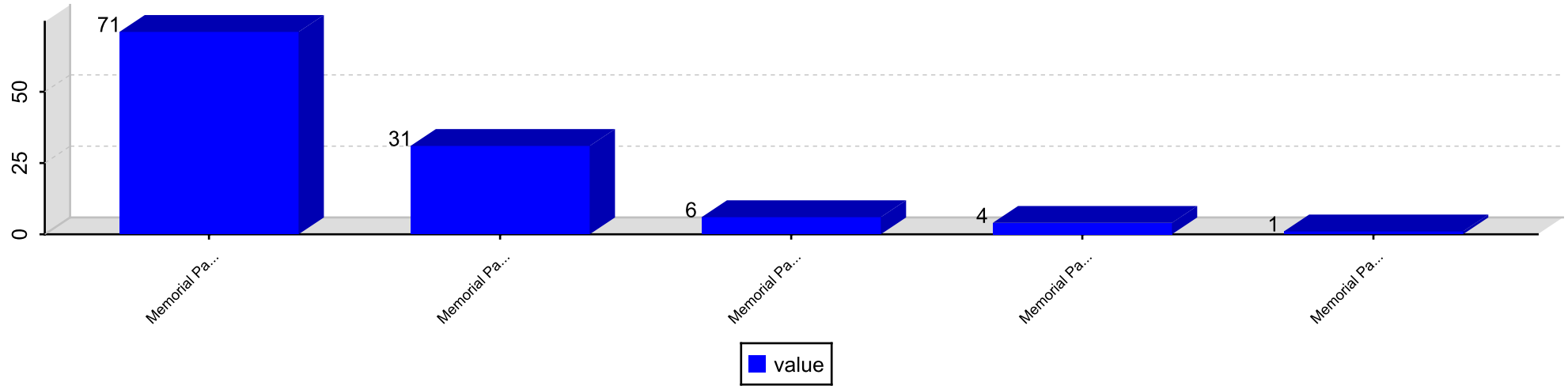


Question 13. All of my child's teachers meet his/her learning needs by individualizing instruction.



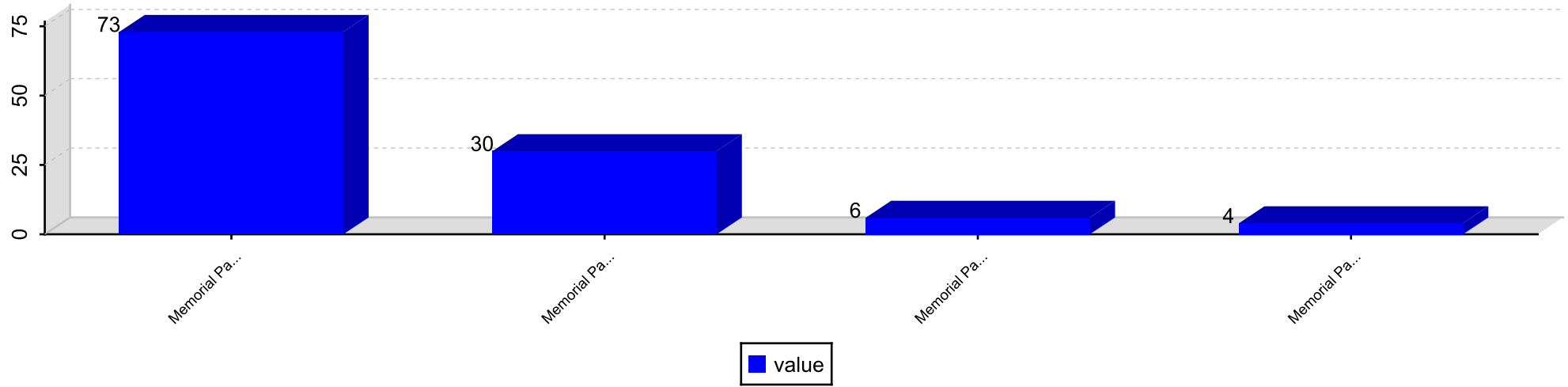
Question 14. All of my child's teachers work as a team to help my child learn.

Overall Responses By Question



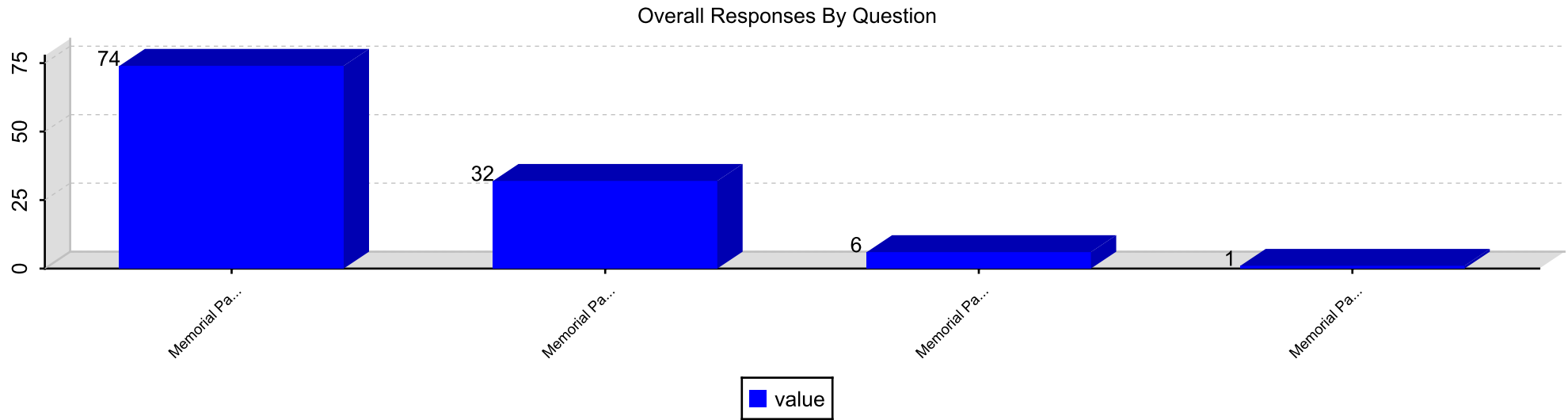
Question 15. All of my child's teachers help me to understand my child's progress.

Overall Responses By Question



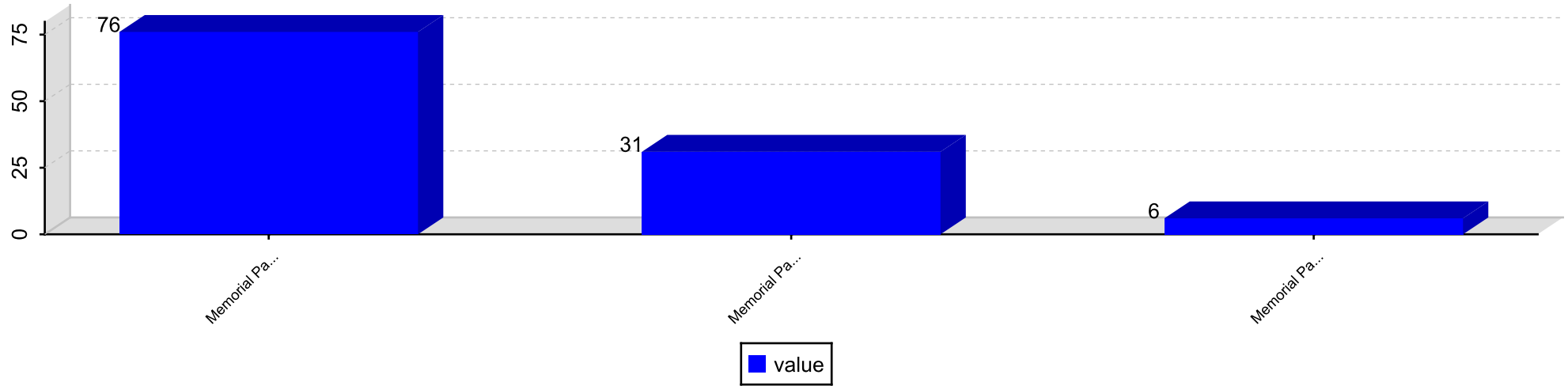


Question 16. All of my child's teachers keep me informed regularly of how my child is being graded.



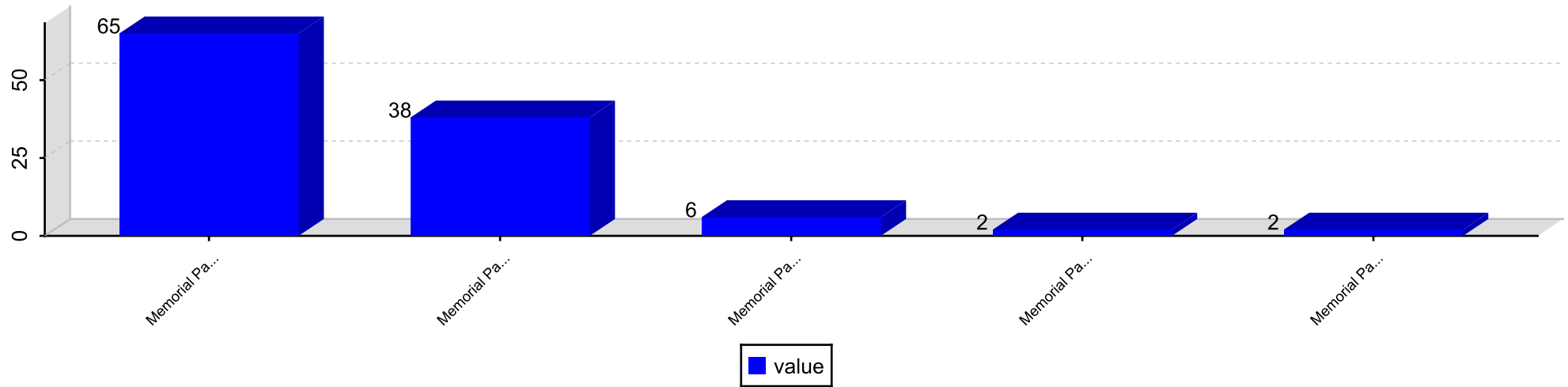
Question 17. All of my child's teachers report on my child's progress in easy to understand language.

Overall Responses By Question

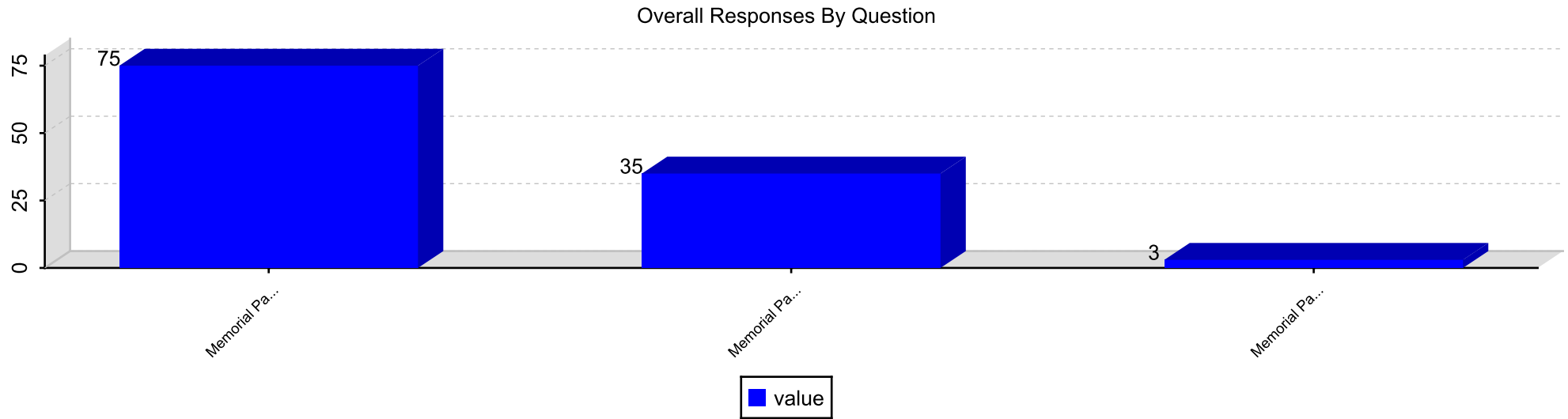


Question 18. My child sees a relationship between what is being taught and his/her everyday life.

Overall Responses By Question

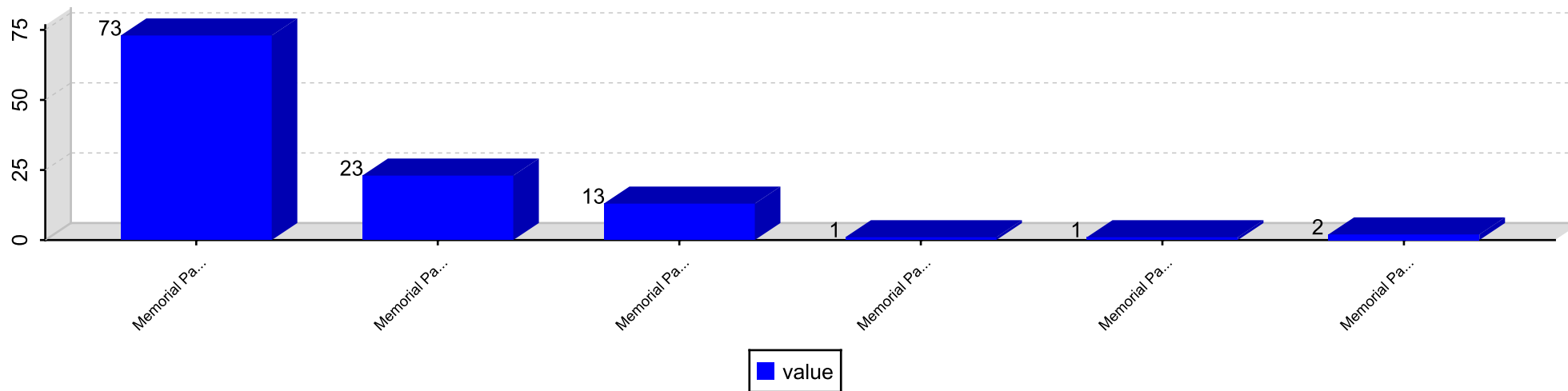


Question 19. My child knows the expectations for learning in all classes.



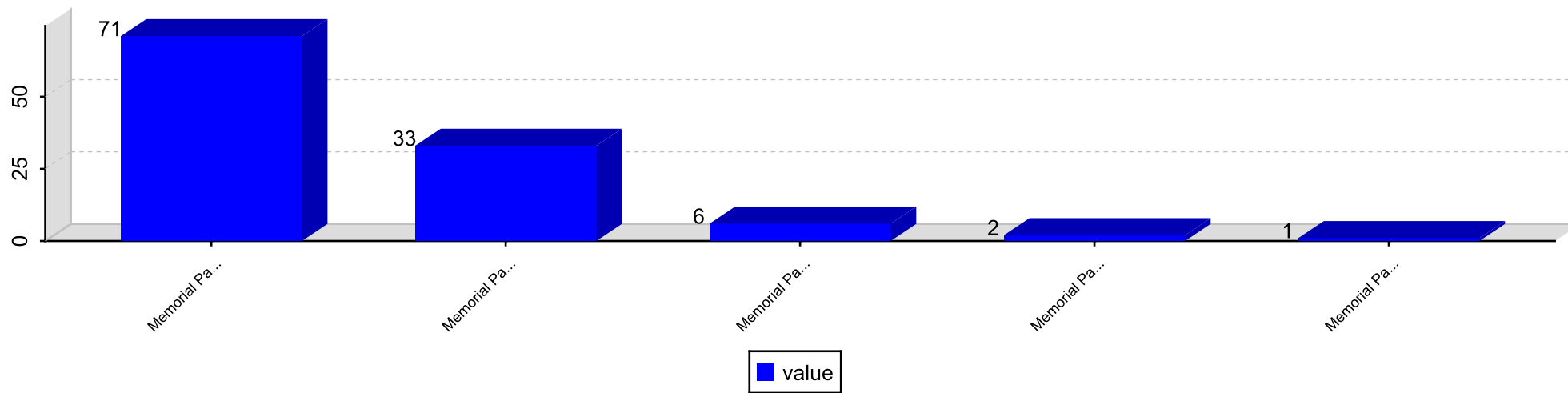
Question 20. My child has at least one adult advocate in the school.

Overall Responses By Question

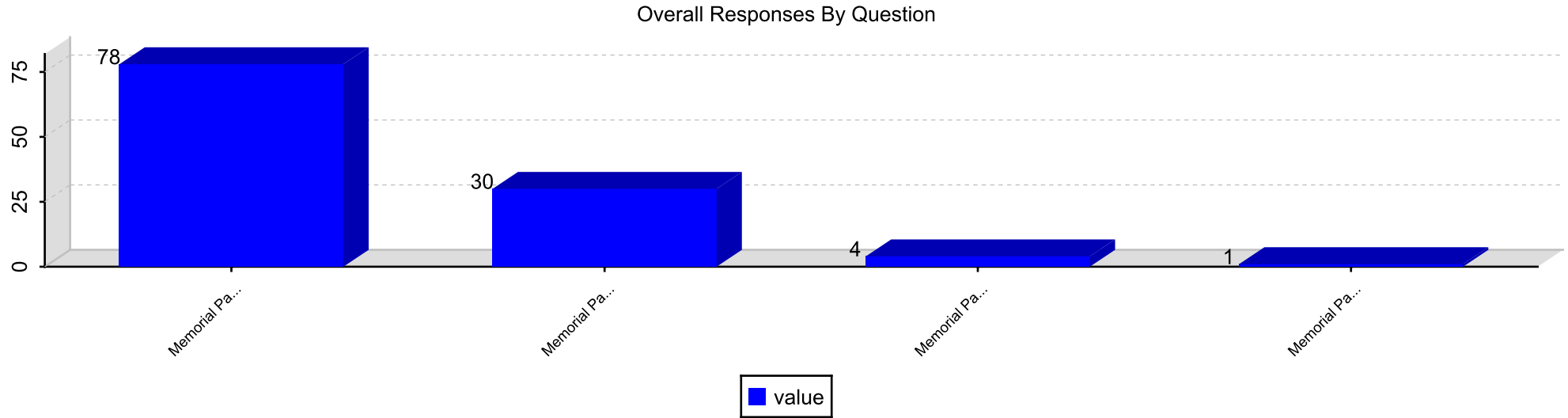


Question 21. My child is given multiple assessments to measure his/her understanding of what was taught.

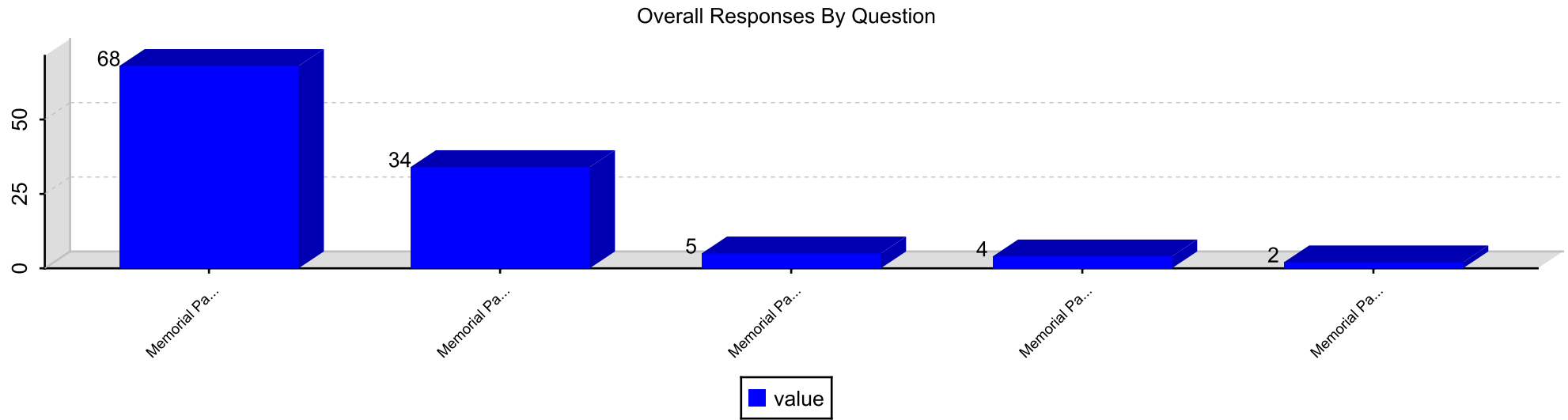
Overall Responses By Question



Question 22. My child has up-to-date computers and other technology to learn.



Question 23. My child has access to support services based on his/her identified needs.

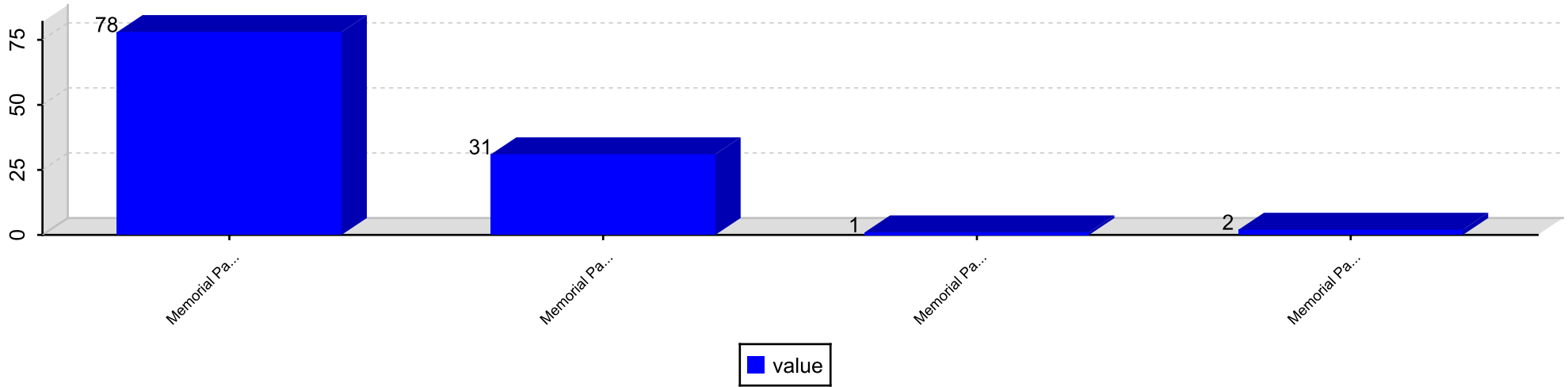


Section: Resources and Support Systems

**Responses By Question**

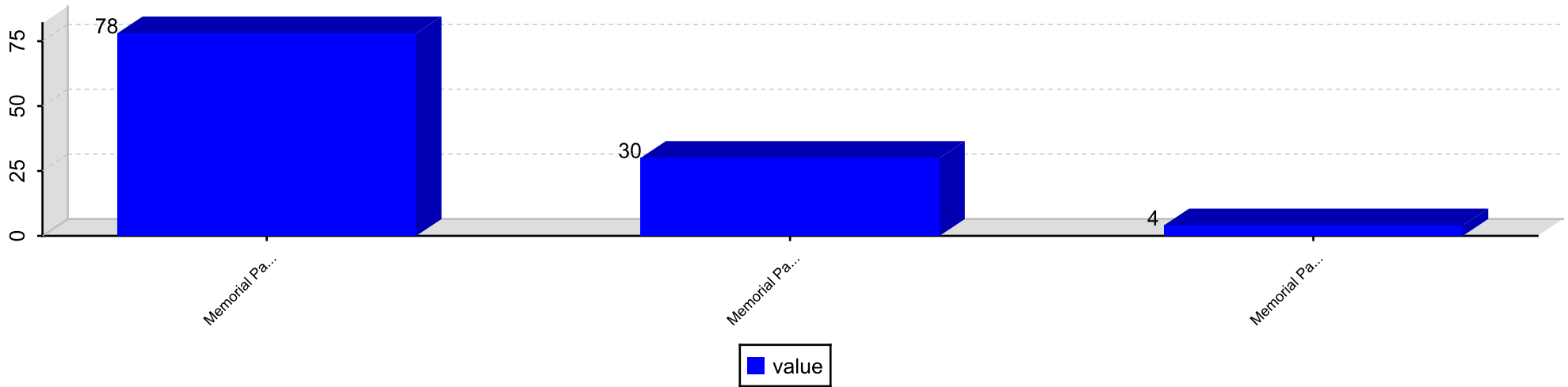
Question 24. Our school provides qualified staff members to support student learning.

Overall Responses By Question

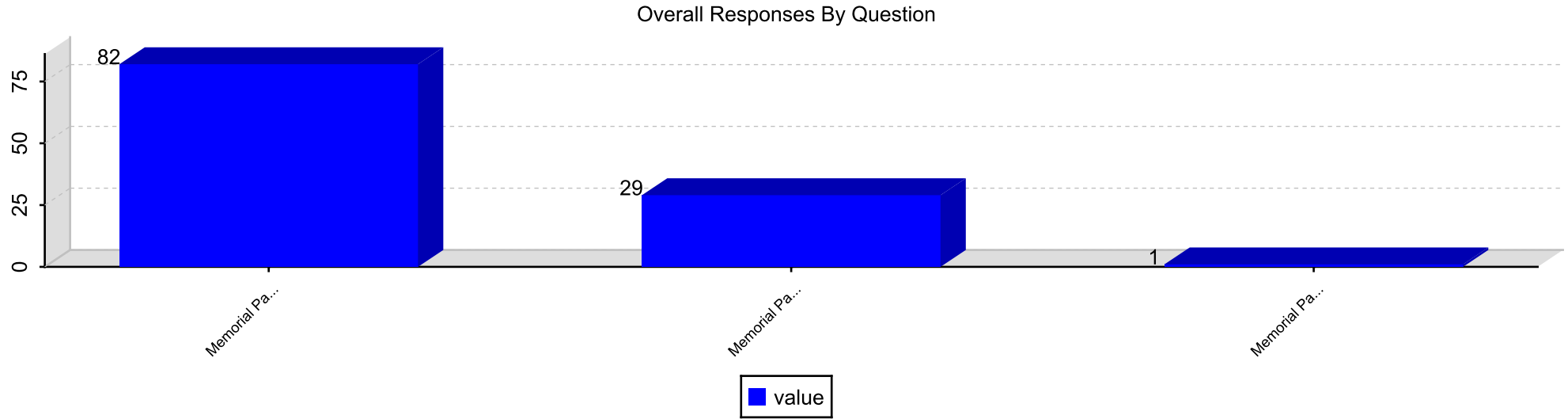


Question 25. Our school provides an adequate supply of learning resources that are current and in good condition.

Overall Responses By Question



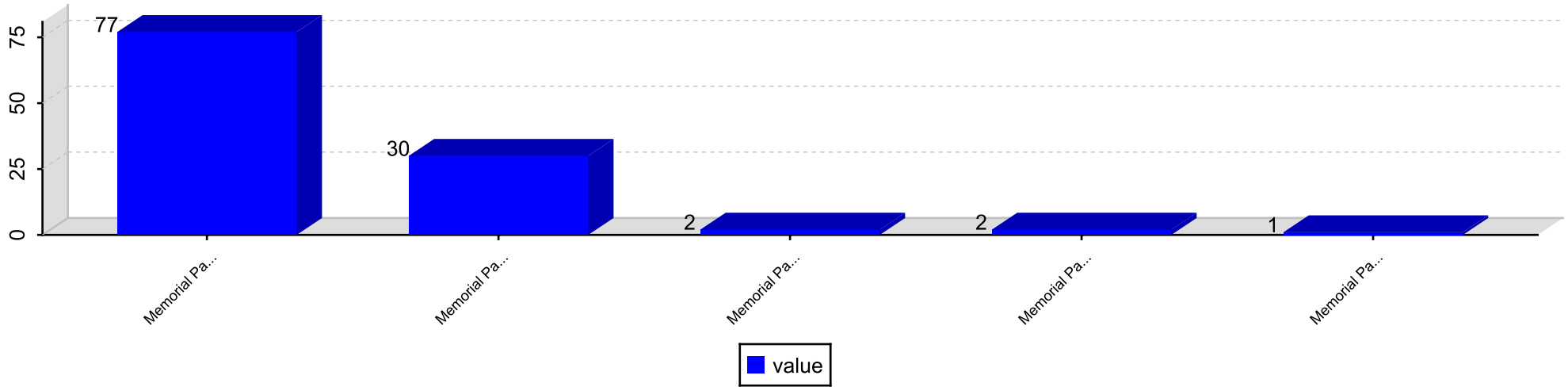
Question 26. Our school provides a safe learning environment.



Question 27. Our school provides students with access to a variety of information resources to support their learning.

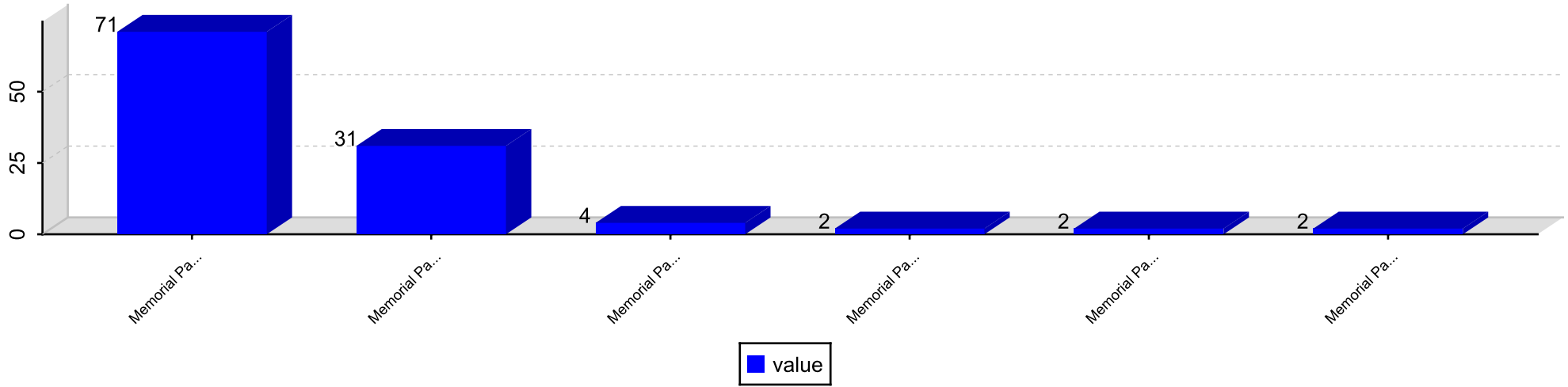


Overall Responses By Question

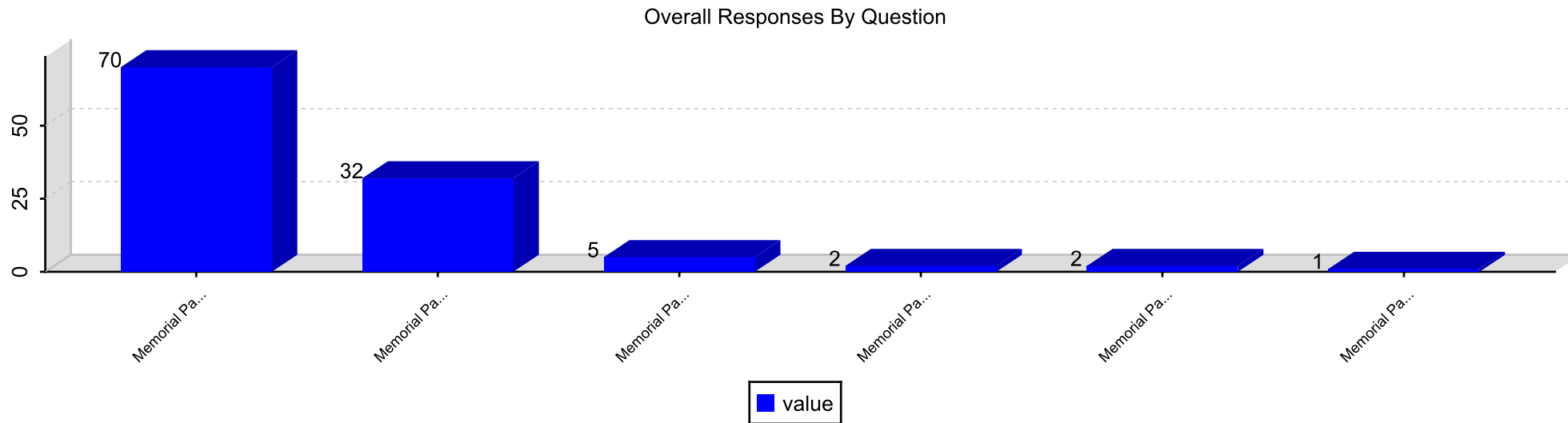


Question 28. Our school provides excellent support services (e.g., counseling, and/or career planning).

Overall Responses By Question

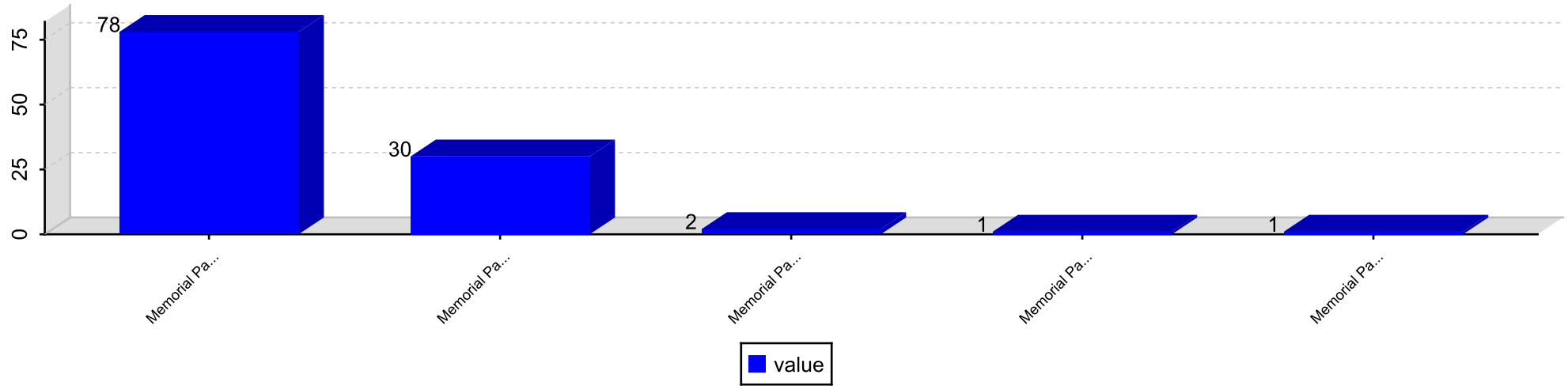


Question 29. Our school provides opportunities for students to participate in activities that interest them.



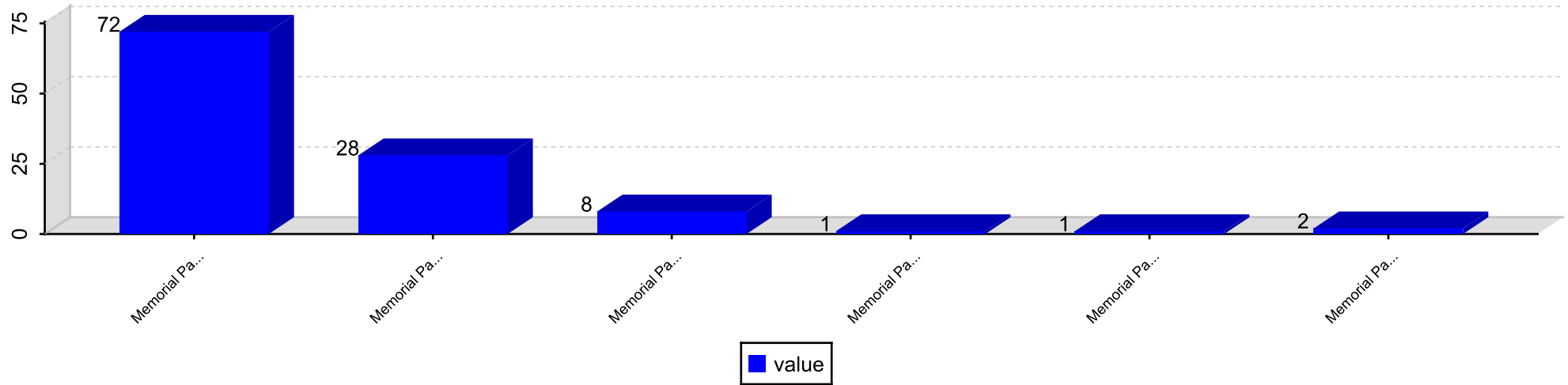
Question 30. Our school ensures that the facilities support student learning.

Overall Responses By Question

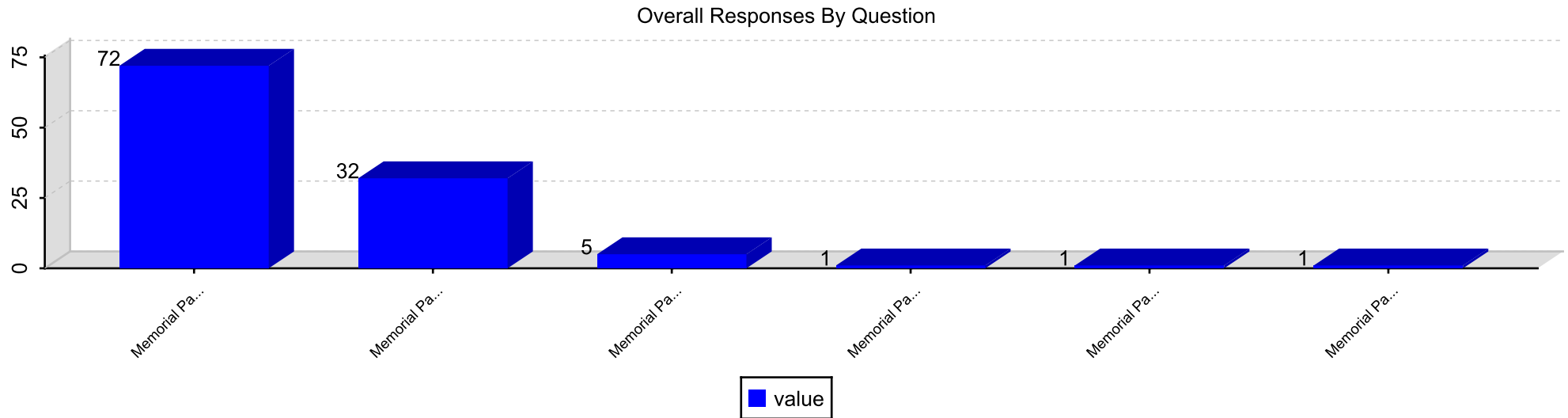


Question 31. Our school ensures the effective use of financial resources.

Overall Responses By Question



Question 32. Our school ensures that instructional time is protected and interruptions are minimized.

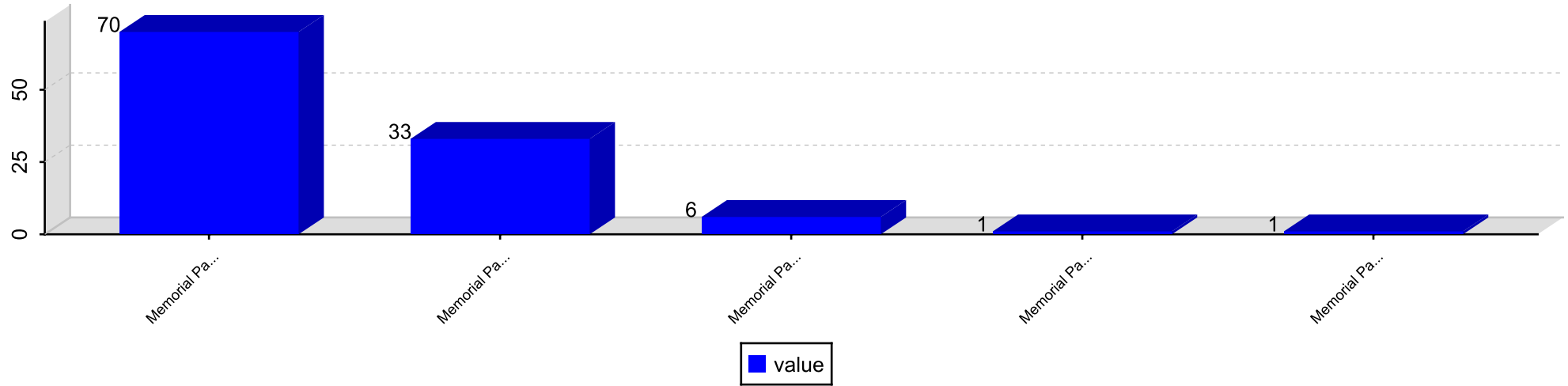


Section: Using Results for Continuous Improvement

**Responses By Question**

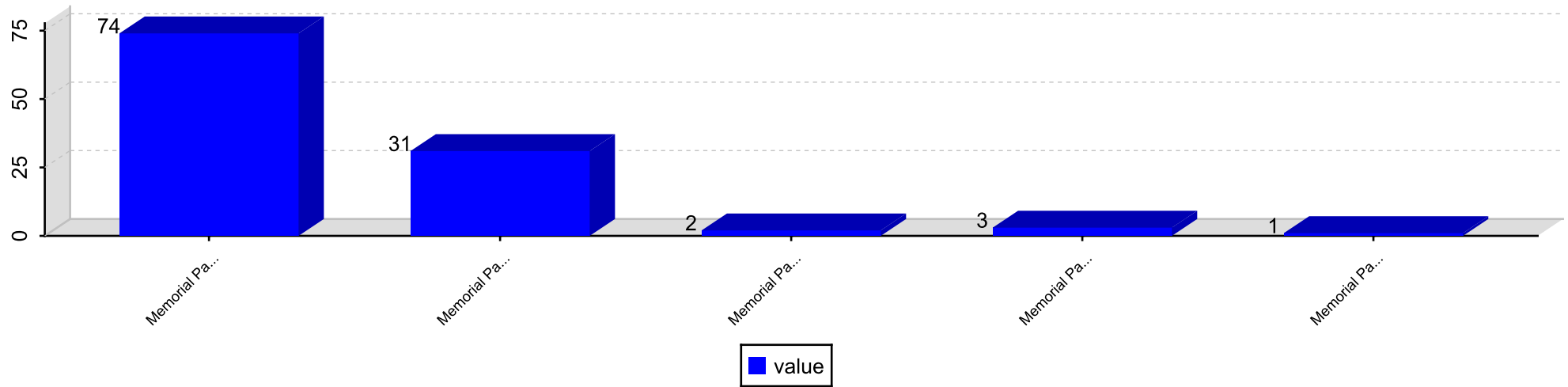
Question 33. Our school ensures that all staff members monitor and report the achievement of school goals.

Overall Responses By Question



Question 34. My child is prepared for success in the next school year.

Overall Responses By Question



Question 35. My child has administrators and teachers that monitor and inform me of his/her learning progress.

