



# Albemarle County Public Schools






Grades 6-12  
Spring 2022 Surveys



Report created by  
Panorama Education



# Summary

Topic Description	Results	Benchmark
<p><b>Rigorous Expectations</b></p> <p>How much students feel that their teachers hold them to high expectations around effort, understanding, persistence, and performance in class.</p>	<p><b>59%</b></p> <p>▼1 since last survey</p>	 <p>0th - 19th percentile compared to others nationally</p>
<p><b>School Climate</b></p> <p>Perceptions of the overall social and learning climate of the school.</p>	<p><b>43%</b></p> <p>▼7 since last survey</p>	 <p>0th - 19th percentile compared to others nationally</p>
<p><b>School Safety</b></p> <p>Perceptions of student physical and psychological safety at school.</p>	<p><b>61%</b></p> <p>▼5 since last survey</p>	 <p>60th - 79th percentile compared to others nationally</p>
<p><b>Sense of Belonging</b></p> <p>How much students feel that they are valued members of the school community.</p>	<p><b>38%</b></p> <p>▼3 since last survey</p>	 <p>0th - 19th percentile compared to others nationally</p>
<p><b>Valuing of School</b></p> <p>How much students feel that school is interesting, important, and useful.</p>	<p><b>45%</b></p> <p>▼3 since last survey</p>	 <p>0th - 19th percentile compared to others nationally</p>

3,938 responses



# Rigorous Expectations

Your average

# 59%

3,938 responses

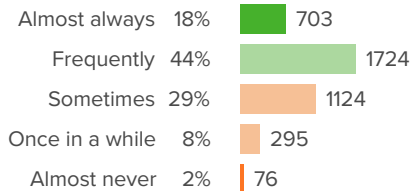
Change

# ▼ 1

since last survey

## How did people respond?

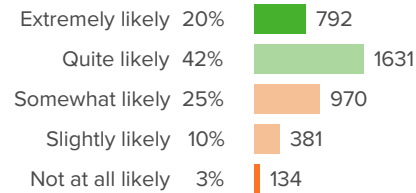
### Q.1: How often do your teachers make you explain your answers?



▲ 3 from last survey

Favorable: **62%**

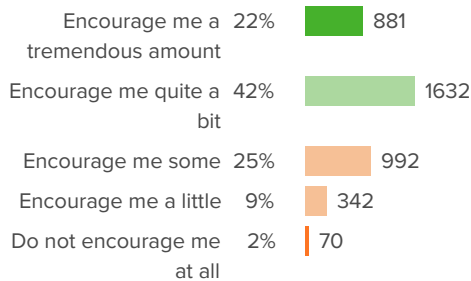
### Q.2: When you feel like giving up on a difficult task, how likely is it that your teachers will make you keep trying?



▼ 2 from last survey

Favorable: **62%**

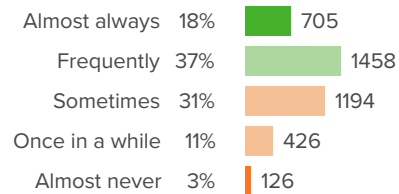
### Q.3: How much do your teachers encourage you to do your best?



▼ 3 from last survey

Favorable: **64%**

### Q.4: How often do your teachers take time to make sure you understand the material?

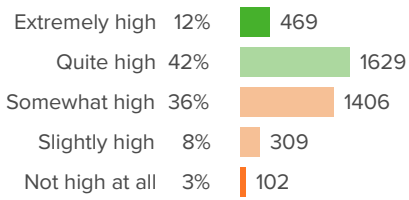


▼ 3 from last survey

Favorable: **55%**



**Q.5: Overall, how high are your teachers' expectations of you?**



▲ 1 from last survey

Favorable: **54%**



# School Climate

Your average

# 43%

3,938 responses

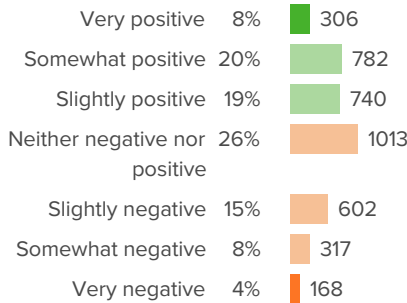
Change

# ▼ 7

since last survey

## How did people respond?

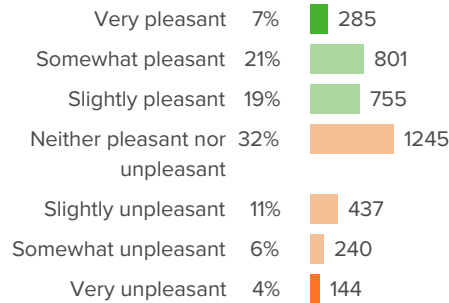
### Q.1: How positive or negative is the energy of the school?



▼ 8 from last survey

Favorable: **47%**

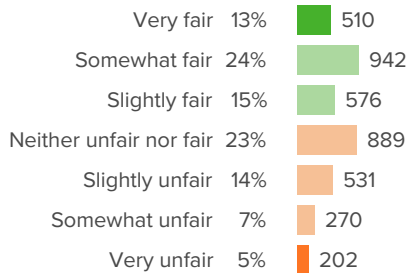
### Q.2: How pleasant or unpleasant is the physical space at your school?



▼ 7 from last survey

Favorable: **47%**

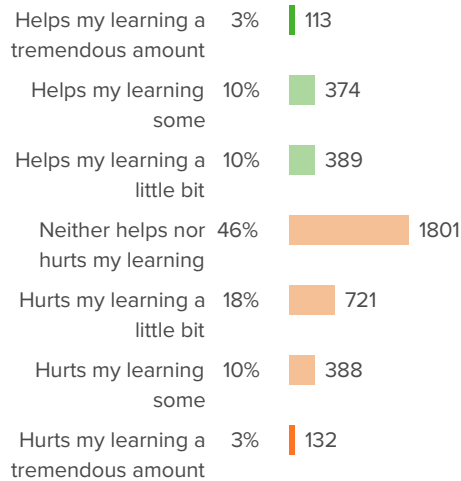
### Q.3: How fair or unfair are the rules for the students at this school?



▼ 5 from last survey

Favorable: **52%**

### Q.4: At your school, how much does the behavior of other students hurt or help your learning?

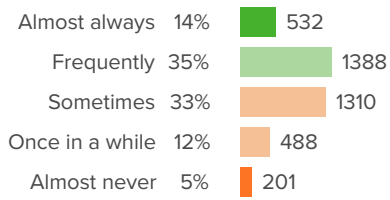


▼ 3 from last survey

Favorable: **22%**



**Q.5: How often do your teachers seem excited to be teaching your classes?**



▼ **8** from last survey

Favorable: **49%**



# School Safety

Your average

# 61%

3,938 responses

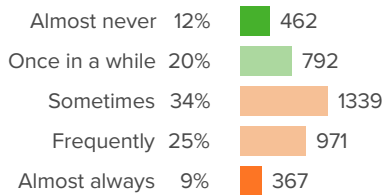
Change

# ▼ 5

since last survey

## How did people respond?

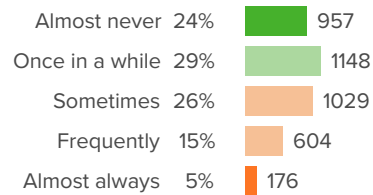
### Q.1: How often are people disrespectful to others at your school?



▼ 8 from last survey

Favorable: **32%**

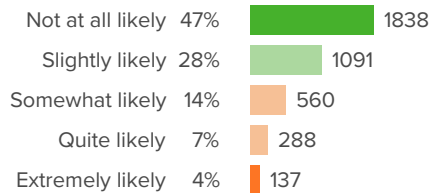
### Q.2: How often do students get into physical fights at your school?



▼ 7 from last survey

Favorable: **54%**

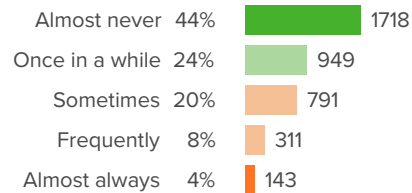
### Q.3: How likely is it that someone from your school will bully you online?



▼ 5 from last survey

Favorable: **75%**

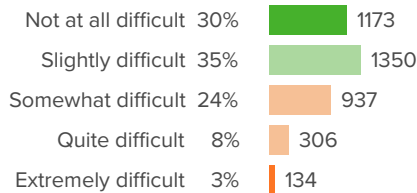
### Q.4: How often do you worry about violence at your school?



▼ 4 from last survey

Favorable: **68%**

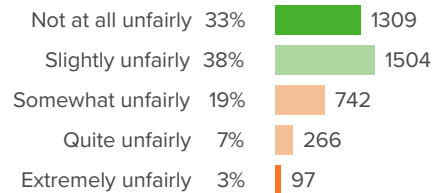
### Q.5: If a student is bullied in school, how difficult is it for him/her to get help from an adult?



▲ 0 from last survey

Favorable: **65%**

### Q.6: At your school, how unfairly do the adults treat the students?



▼ 4 from last survey

Favorable: **72%**



# Sense of Belonging

Your average

**38%**

3,938 responses

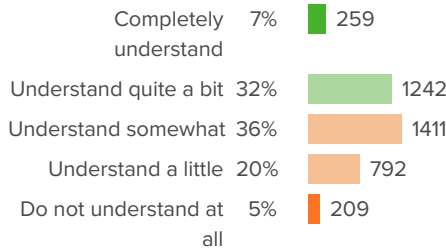
Change

▼ **3**

since last survey

## How did people respond?

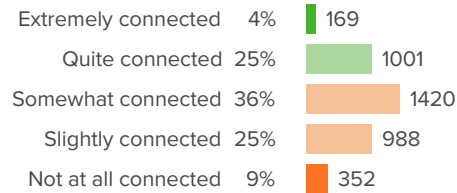
### Q.1: How well do people at your school understand you as a person?



▼ **3** from last survey

Favorable: **38%**

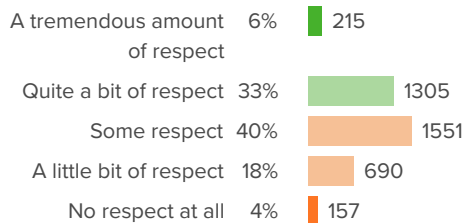
### Q.2: How connected do you feel to the adults at your school?



▲ **0** from last survey

Favorable: **30%**

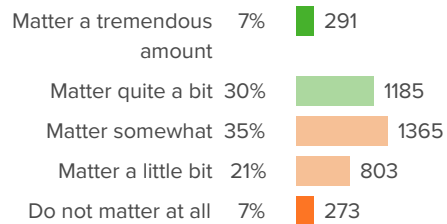
### Q.3: How much respect do students in your school show you?



▼ **6** from last survey

Favorable: **39%**

### Q.4: How much do you matter to others at this school?



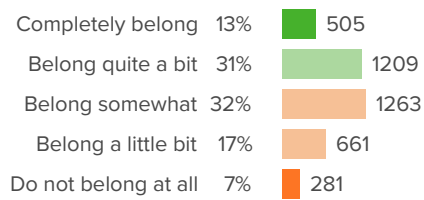
▲ **0** from last survey

Favorable: **38%**





**Q.5: Overall, how much do you feel like you belong at your school?**



▼ **5** from last survey

Favorable: **44%**



# Valuing of School

Your average

**45%**

3,938 responses

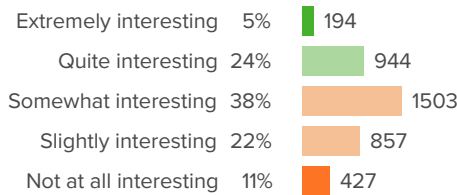
Change

▼ **3**

since last survey

## How did people respond?

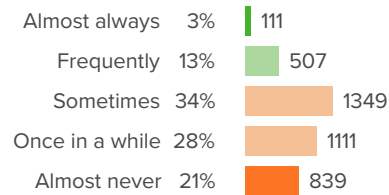
### Q.1: How interesting do you find the things you learn in your classes?



▼ 4 from last survey

Favorable: **29%**

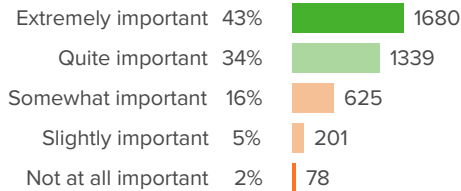
### Q.2: How often do you use ideas from school in your daily life?



▼ 2 from last survey

Favorable: **16%**

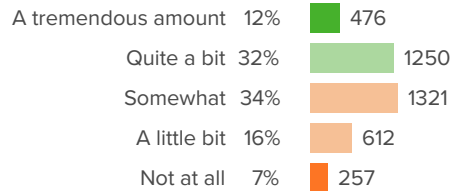
### Q.3: How important is it to you to do well in your classes?



▼ 4 from last survey

Favorable: **77%**

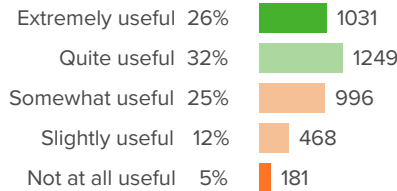
### Q.4: How much do you see yourself as someone who appreciates school?



▼ 4 from last survey

Favorable: **44%**

### Q.5: How useful do you think school will be to you in the future?



▼ 3 from last survey

Favorable: **58%**