

RAPID COVID-19 ANTIGEN TEST CONSENT FORM

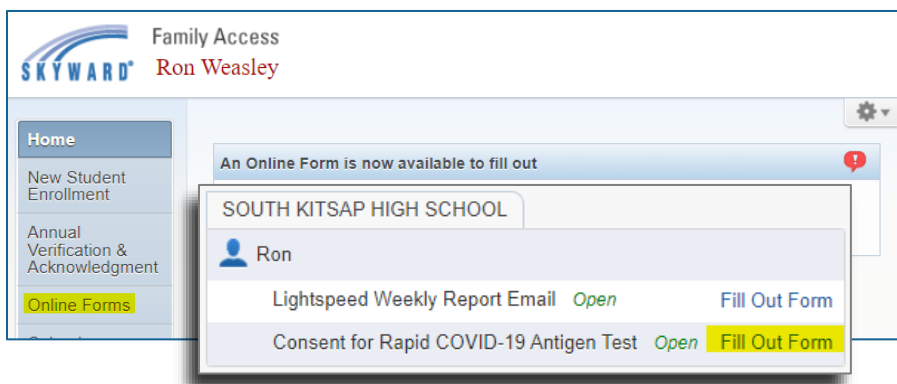
To complete the Rapid COVID-19 Antigen Test consent form in Skyward Family Access, please follow the steps below.

If you have questions or need assistance completing the form electronically, please contact the main office at your student's school.

TIPS

- Secondary households do NOT have access to this consent form in Family Access. If you are a parent/guardian in a secondary household, please contact your child's school to obtain a hard copy of the consent form.
- The consent form is NOT accessible through the Skyward Mobile app. If you are using a smart phone, you must login through your web browser.

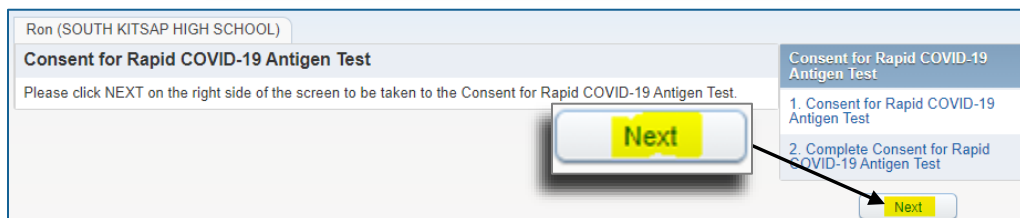
Start by logging in to Skyward Family Access: <http://family.southkitsap.wa-k12.net>



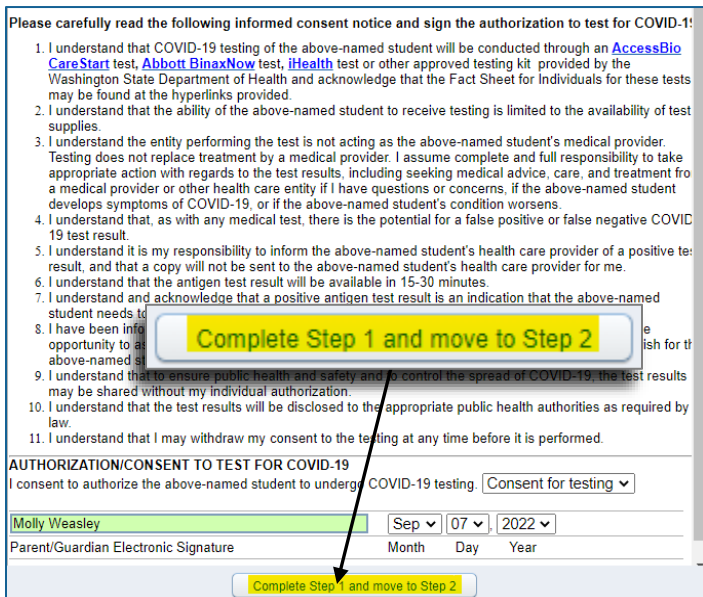
Select **Online Forms** from the menu.

Then, click on **Fill Out Form** next to Consent for Rapid COVID-19 Antigen Test.

Note: This process must be completed for each student you want to consent to testing for.



Click **Next** on the right side of the screen.



Review the informed consent notice.

Select Yes from the dropdown menu indicating you are authorizing your student to undergo COVID-19 testing.

Electronically sign and date at the bottom of the form.

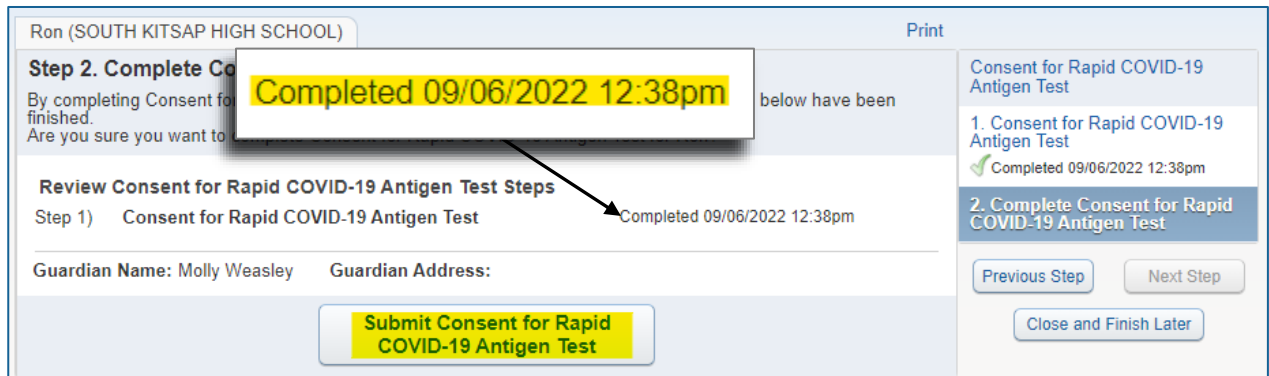
Click the button **Complete Step 1 and move to Step 2**.

Tip: Don't click the Next Step button on the right of the screen; it will not mark the form as complete, and you will not be able to submit the form in the next step.

In the last step of the process, ensure that Step 1 is marked complete.

If the step does not show completed or the Submit button is greyed out, click on the step number to go back, then click the button Complete Step at the bottom of the screen (do not click the Next Step button).

Click the button **Submit Consent for Rapid Covid-19 Antigen Test** to complete the form.



The screenshot shows a web form titled "Consent for Rapid COVID-19 Antigen Test" for a user named Ron (SOUTH KITSAP HIGH SCHOOL). The form is in the "Step 2. Complete Consent" stage. A progress bar shows "Step 1) Consent for Rapid COVID-19 Antigen Test" as completed on 09/06/2022 at 12:38pm. A yellow callout box highlights the completion time. The "Submit Consent for Rapid COVID-19 Antigen Test" button is highlighted in yellow. The form also includes fields for Guardian Name (Molly Weasley) and Guardian Address, and a "Print" button. A sidebar on the right shows the test steps and their completion status.

Step	Step Name	Status
1	Consent for Rapid COVID-19 Antigen Test	Completed 09/06/2022 12:38pm
2	Complete Consent for Rapid COVID-19 Antigen Test	In Progress

Submit Consent for Rapid COVID-19 Antigen Test