


How to Download Browsers to the Laptops/Desktops

The following two browsers are needed on laptops for **Grades 3-5 Progress Monitoring** and the **Grade 2 Gifted Screener**:



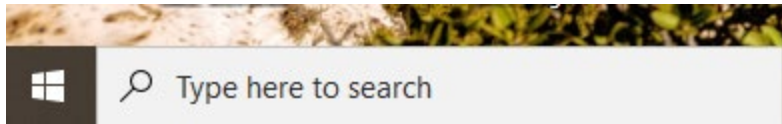
Grades 3-5 Progress Monitoring




Grade 2 Gifted Screener

If the laptop does not have these browsers, you will need to install them using Company Portal.

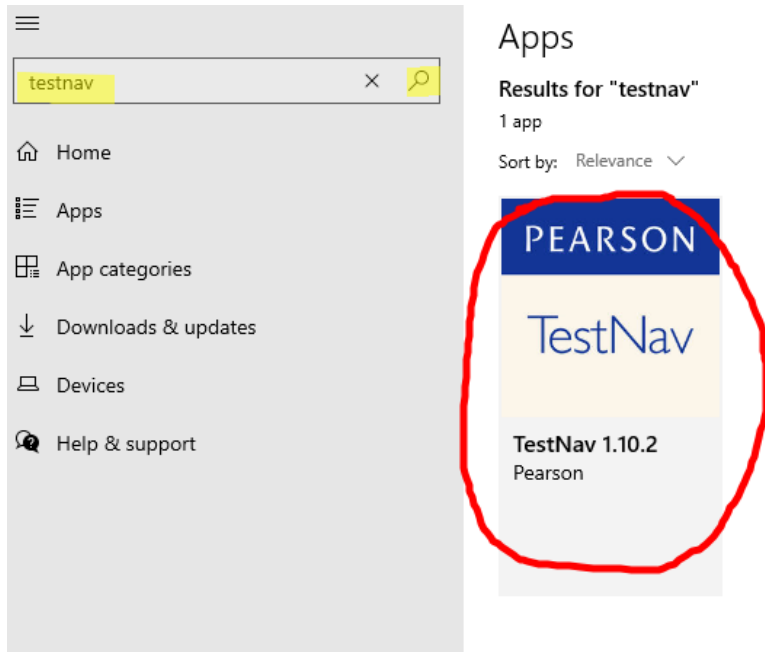
1. Search Company Portal in the search bar at the bottom of the screen:



2. When Company Portal comes up type **FSA** or **TestNav** in the search bar at the top left of the screen and click on the magnifying glass. For **FSA** it will display 3 Apps, you want to choose the one that says **FSA Secure Browser 15.0 FSA**:



For **TestNav** you will click on the following:



3. Next you will click on **Install** at the top right corner of the screen:




Overview Additional information

FSA Browser 15.0 2022-2023 School Year

Version 15.0.0

Date Published 7/27/2022



Overview Additional information

TestNav

Version 1.10.2

Date Published 9/21/2021