

Clayton Middle School Science Safety

*As described in the MS Code of Conduct from
the Salt Lake City School District Science Department.*

Act Responsibly

NO horseplay, fooling around, misusing tools, engaging in pranks, etc.



Instructions/Directions

1. Listen, Read, and Follow *Carefully!*



2. Ask clarifying questions if you do not understand.



3. Do NOT touch materials until instructed to do so.



4. Only use materials as instructed to do so.

Be Prepared

Dress appropriately including:

- a) NO loose/baggy clothing,
- b) NO open shoes like sandals, or high heels.




- a) Tie long hair back.



Work Station/Area

1. Keep **clear** of materials NOT involved in the investigation.



2. Keep area **clean** (as you go)!
3. **Stay** at your assigned station.

DO NOT WANDER AROUND!

Food, Drinks, & Chemicals

1. No Food or Drinks allowed.



2. Do NOT taste chemicals.

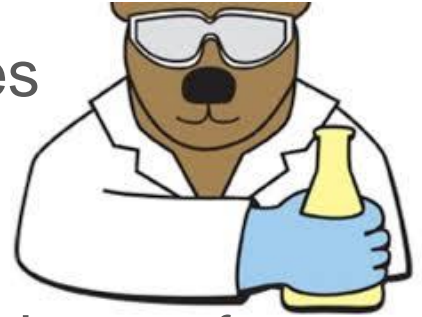


3. Waft chemicals, *do NOT directly sniff.*



Protect Yourself!

1. Wear goggles and gloves.



2. Do NOT touch your face, eyes, or mouth.

3. Wash your hands with soap & water.




Materials



Broken/Damaged Materials - Do NOT use or clean up, just report it immediately to the teacher.



Heat Sources - use as instructed. Never touch a flame or hot plate, or leave them unattended. Use tongs to pick up hot glassware/materials.



Sharp Materials (scalpels, scissors, etc.) - use extreme caution. Keep pointed away from the body during use, transport, and/or storage.



Glassware & Expensive Materials (microscopes, scales, hot plates, etc.) - handle with care. If carrying them, use two hands.

Specimens

All - Treat with respect and handle with care.



Live - wear gloves, and notify teacher immediately of any bites, scratches, etc.

Preserved - dispose of properly.

Notify Teacher Immediately Of Any & All

- Accidents
- Injuries
- Spills
- Student misbehavior
- Broken/damaged materials
- Bites/scratches from live specimens



NO MATTER how minor they seem!

Classroom Safety Equipment

Know location and procedures for using:

- first aid kit, 
- eye wash, 
- chemical shower, 
- fire extinguisher, 
- fire blanket, 

Restricted Areas

- Students are NOT allowed in the:
 - classroom that is prepped for a lab when a teacher is NOT present.
 - storage room *unless* directed by the teacher.