

Smartphone Parent Portal

App & Form Access

2022 - 2023

Android / iPhone



Download the PowerSchool Mobile App and Install.

*The app is available in the Apple App Store or Google Play Store.

Enter the District Code: **JQJK**



The image shows a PowerSchool login interface. At the top is the PowerSchool logo, a stylized 'P' with a vertical bar to its left. Below the logo is the text 'PowerSchool'. Underneath that is the instruction 'To sign in, we need to know your district.' followed by 'Enter 4 digit District Code'. There are four teal-colored buttons, each containing a white letter: 'J', 'Q', 'J', and 'K'. Below these buttons is the text 'Where's My District Code?'. At the bottom of the screen is a white rectangular button with the text 'CONTINUE' in teal.

PowerSchool

To sign in, we need to know your district.

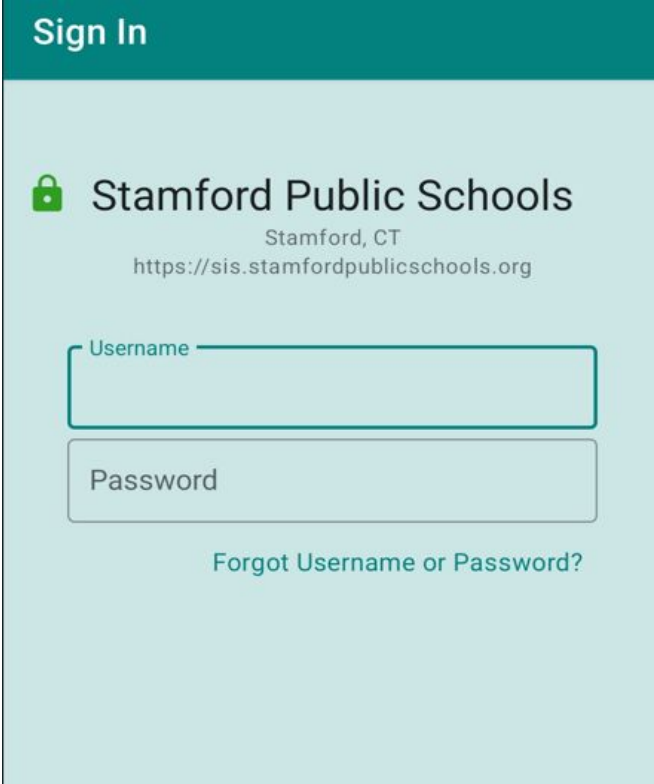
Enter 4 digit District Code

J Q J K

Where's My District Code?


CONTINUE

Sign-in using the credentials provided by Stamford Public Schools.



The image shows a sign-in page for Stamford Public Schools. It features a teal header with the text "Sign In". Below the header, there is a green padlock icon followed by the text "Stamford Public Schools", "Stamford, CT", and the URL "https://sis.stamfordpublicschools.org". There are two input fields: one for "Username" and one for "Password". Below the password field, there is a link that says "Forgot Username or Password?".

Sign In

 Stamford Public Schools
Stamford, CT
<https://sis.stamfordpublicschools.org>

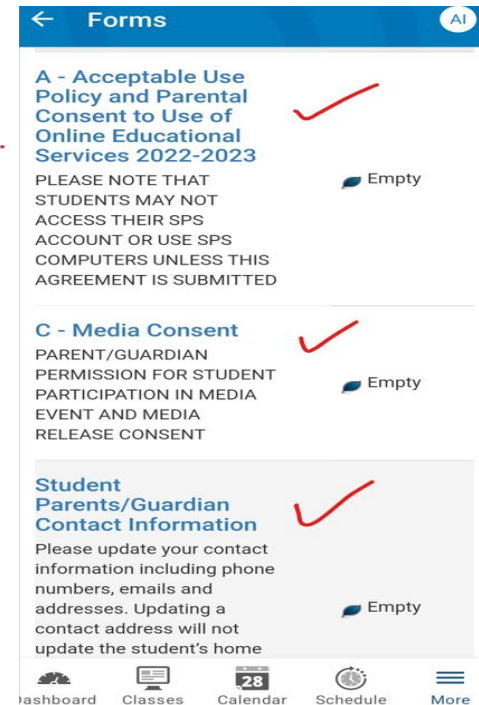
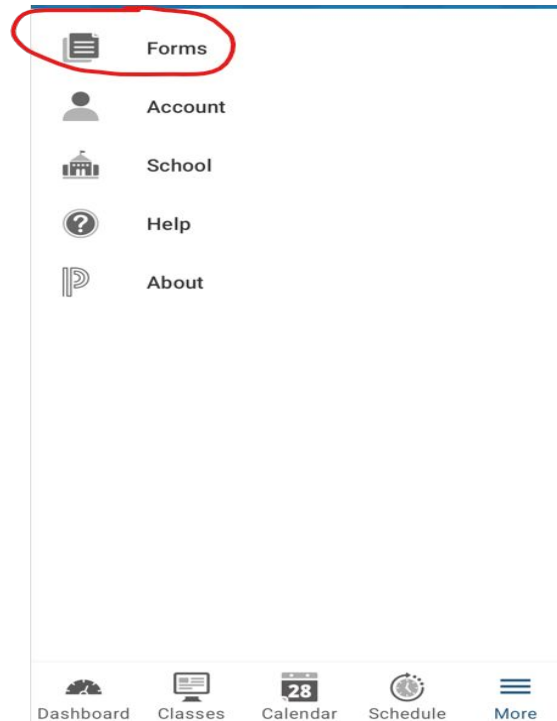
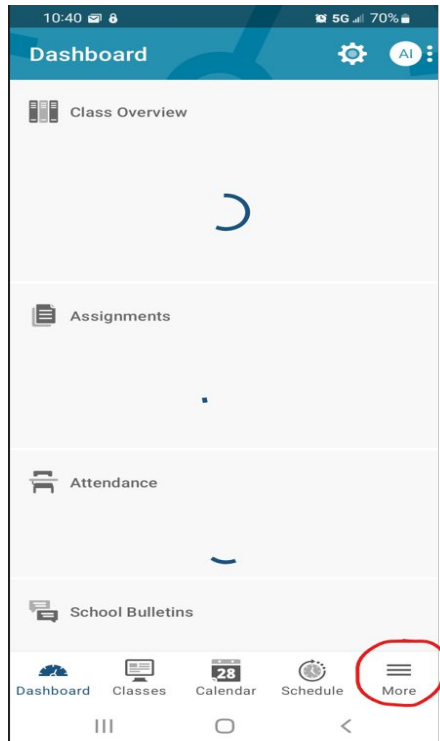
Username

Password

[Forgot Username or Password?](#)

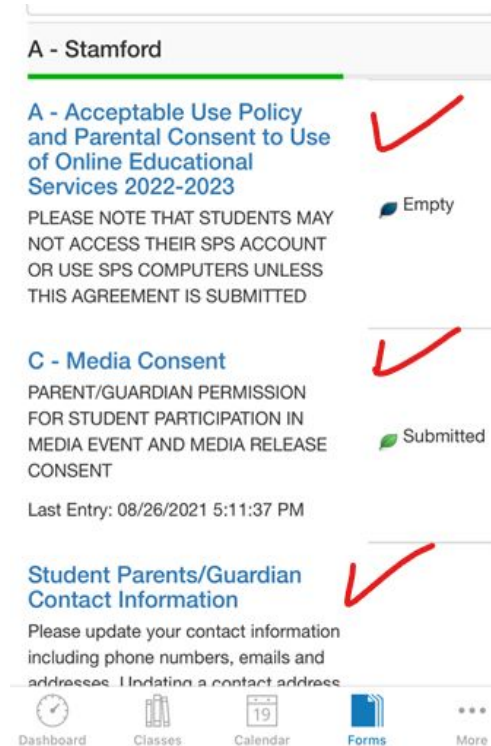
Android

1. Click on “More”
2. Click on “Forms”
3. Choose all 3 forms and complete them.



iPhone

1. Click “forms” 2. Choose and fill-out all 3 forms.



REMINDER

The link to your Parent Portal can be found on your school's website.

